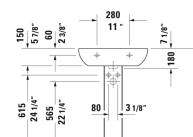
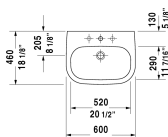
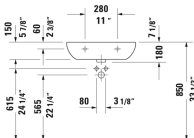
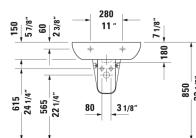


D-Code Washbasin & # 23106000002 / 23106000302

| < 23 5/8" Inch > |



| Washbasin | Dimension | Weight | Order number |
|---|------------------------|---------|--------------|
| with overflow, with faucet deck, underside fully glazed, hardware included, wall-mounted, cUPC® listed*, 23 5/8" Inch | | | |
| | | | |
| Colors | | | |
| 00 White | | | |
| | | | |
| Variant | | | |
| ● | 23 5/8" x 18 1/8" Inch | 39.2 lb | 23106000002 |
| ● ● ● | 23 5/8" x 18 1/8" Inch | 39.2 lb | 23106000302 |
| | | | |
| Infobox | | | |
| * Complies with following standards: ASME A112.19.2/CSA B45.1, Washbasin is not ADA compliant in combination with pedestal, siphon cover or metal console | | | |
| | | | |
| Suitable products | | | |
| Siphon cover for # 231065, 231060, 231055, 034265, 034285, 034210, 034812, | | | 085718 |
| Pedestal for # 231065, 231060, 231055, 034265, 034285, 034210, 034812, | | | 086327 |

All drawings contain the necessary measurements which are subject to standard tolerances. They are stated in inch & mm and are non-binding. Exact measurements, in particular for customized installation scenarios, can only be taken from the finished ceramic piece.