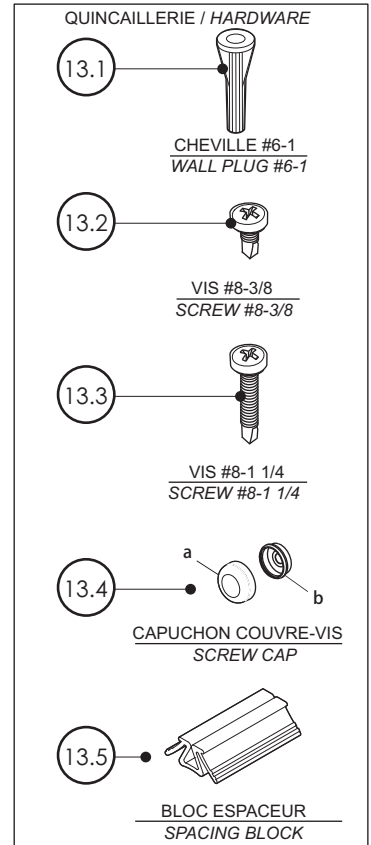
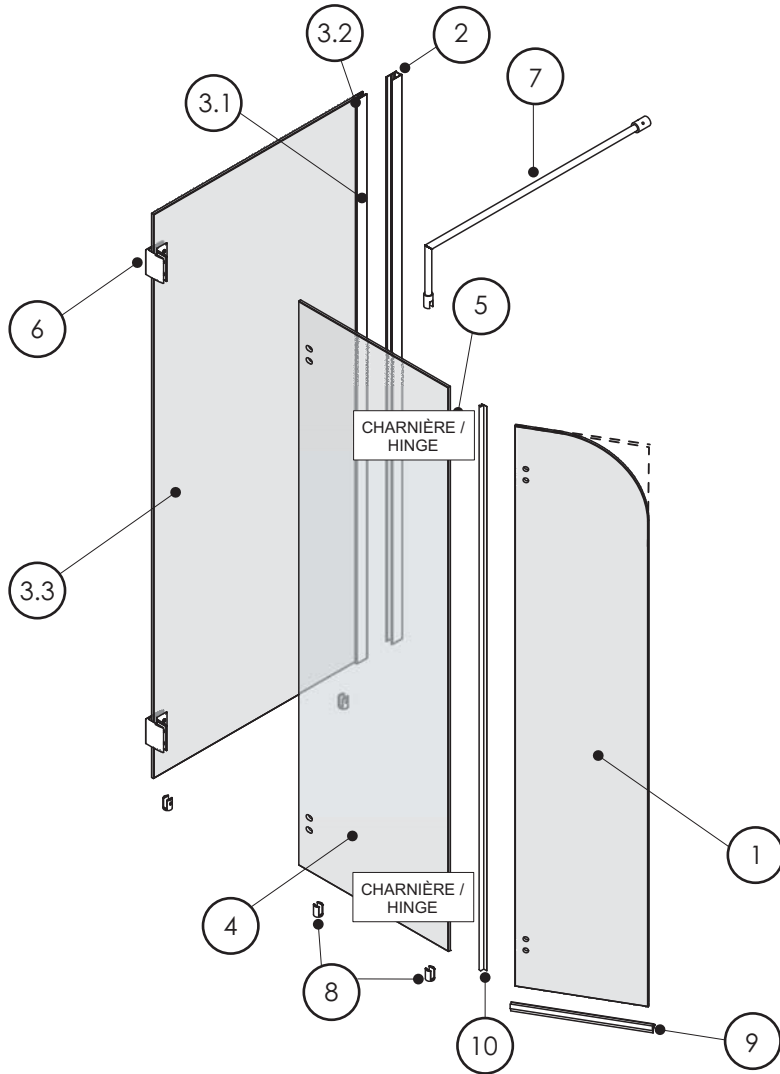


4304

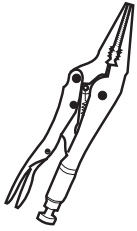
LISTE DES PIÈCES / PARTS LISTING



ITEM #	PIÈCES / PARTS	QTY
1	PANNEAU DE PORTE / DOOR PANEL	1
2	JAMBAGE / WALL JAMB	1
3.1	EXTENSEUR / EXPANDER	1
3.2	JOINT D'ÉTANCHÉITÉ / GASKET	1
3.3	PANNEAU DE RETOUR / RETURN PANEL	1
4	PANNEAU FIXE / FIXED PANEL	1
5	CHARNIÈRE / HINGE	2
6	ÉQUERRE DE COIN / CORNER CLIP	2
7	BARRE DE SUPPORT / SUPPORT BAR	1
8	SUPPORT INFÉRIEUR / BOTTOM GLASS CLIP	4
9	JOINT INFÉRIEUR / BOTTOM DOOR GASKET	1
10	JOINT LATÉRAL / SIDE GASKET	1
13	QUINCAILLERIE / HARDWARE	
13.1	CHEVILLE / WALL PLUG #6-1	3
13.2	VIS AUTO-PERCANTE / SELF DRILLING SCREW #8-3/8	3
13.3	VIS AUTO-PERCANTE / SELF DRILLING SCREW #8-1 1/4	4
13.4	CAPUCHON COUVRE-VIS / SCREW CAP #8/8	4
13.5	BLOC ESPACEUR / SPACING BLOCK	2

4304

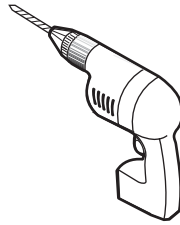
**OUTILS ET MATÉRIAUX REQUIS | TOOLS AND MATERIALS REQUIRED**



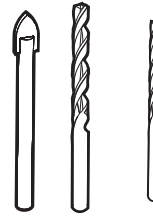
PINCE SERRE ÉTAU  
LONG NOSE LOCKING PLIER



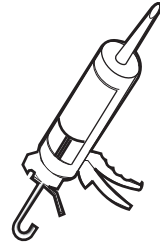
TOURNEVIS  
SCREWDRIVERS



PERÇEUSE  
DRILL



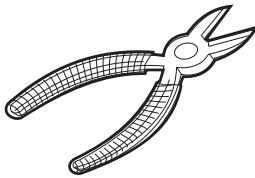
MÈCHE Ø1/4" & Ø1/8"  
Ø1/4" & Ø1/8" DRILLBITS



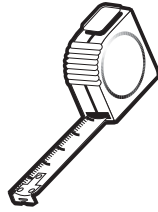
SCELLANT  
SILICONE



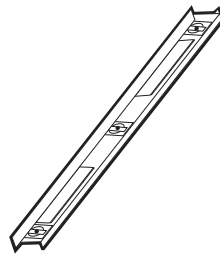
CRAYON  
PENCIL



PINCE COUPANTE  
CUTTING PLIER



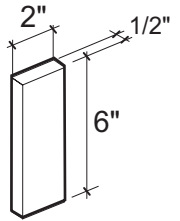
RUBAN À MESURER  
TAPE MEASURE



NIVEAU  
LEVEL



MAILLET  
MALLET



BLOC  
BLOCK

**INSTALLATION DES COMPOSANTES | INSTALLATIONS OF COMPONENTS**

- Panneau de retour
- Supports inférieurs

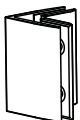
- *Return panel*
- *Bottom clips*



voir page 9-10  
see page 9-10

- Panneau frontal
- Équerre de coin
- Supports inférieurs

- *Front panel*
- *Corner clips*
- *Bottom clips*



voir page 11-12  
see page 11-12

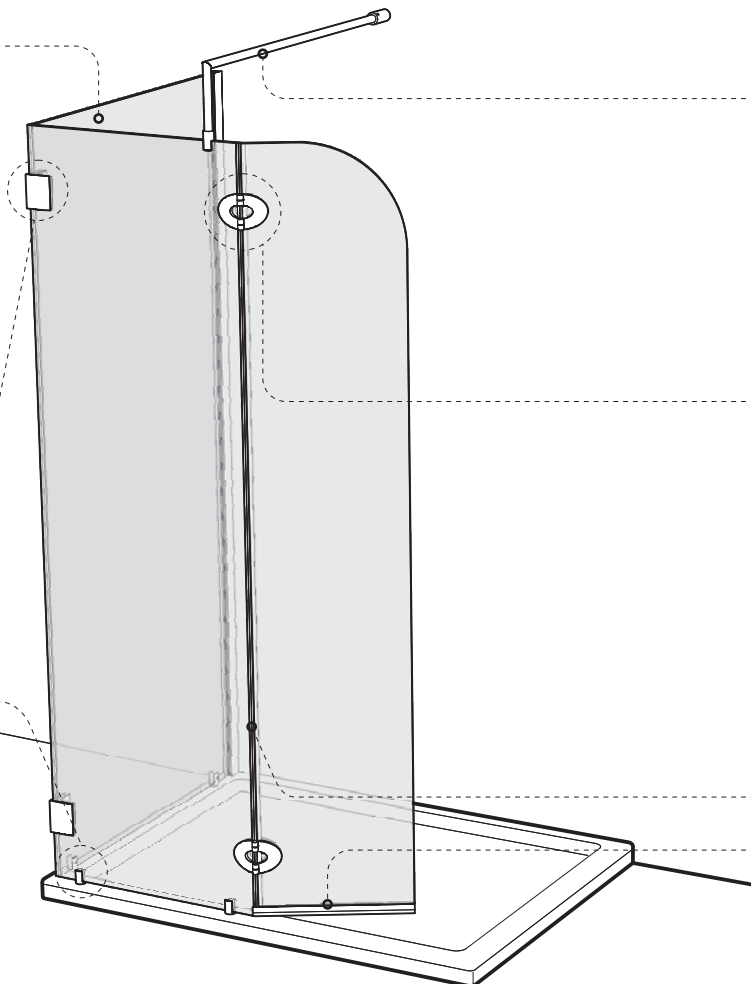
- Barre de support
- *Support bar*  
voir page 13-14  
see page 13-14

- Charnières
- Panneau de porte
- *Hinges*
- *Door panel*

voir page 16  
see page 16

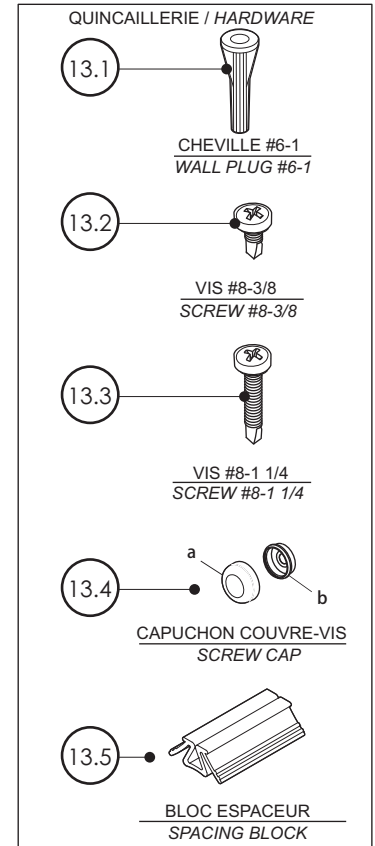
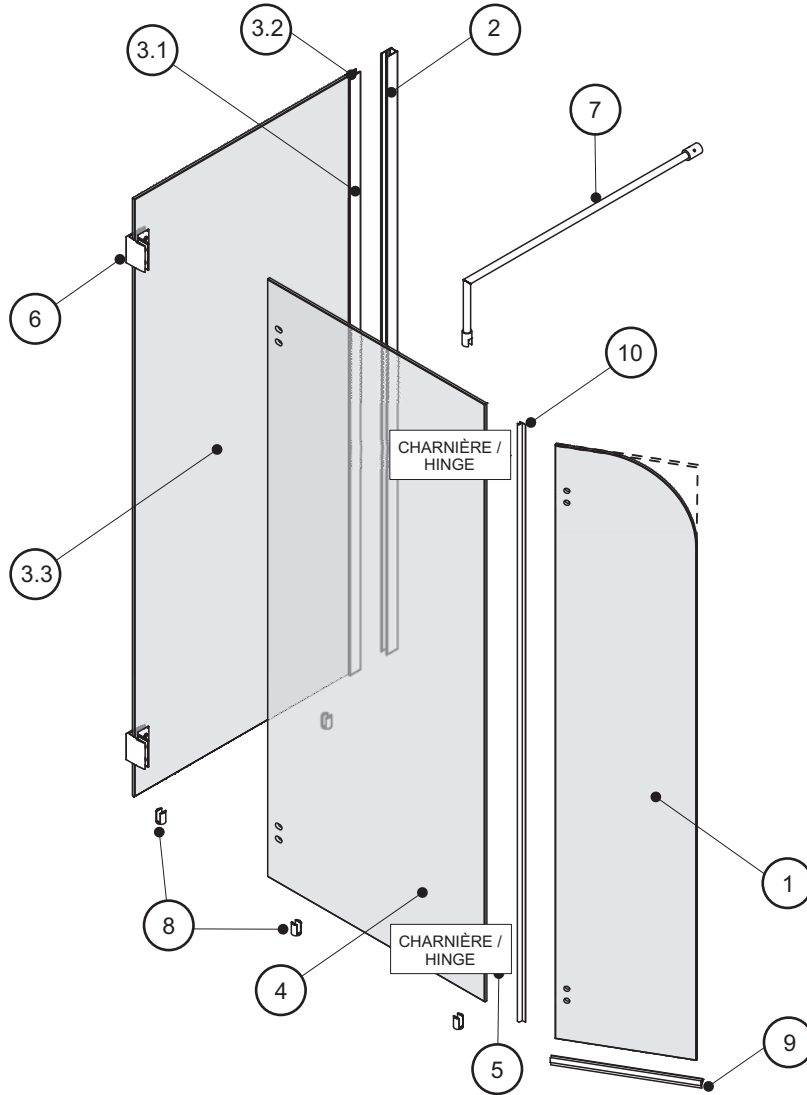
- Joint latéral
- Joint inférieure de porte

- *Side gasket*
- *Door bottom*  
voir page 15  
see page 15



V56304

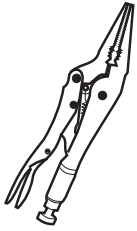
LISTE DES PIÈCES / PARTS LISTING



ITEM #	PIÈCES / PARTS	QTY
1	PANNEAU DE PORTE / DOOR PANEL	1
2	JAMBAGE / WALL JAMB	1
3.1	EXTENSEUR / EXPANDER	1
3.2	JOINT D'ÉTANCHÉITÉ / GASKET	1
3.3	PANNEAU DE RETOUR / RETURN PANEL	1
4	PANNEAU FIXE / FIXED PANEL	1
5	CHARNIÈRE / HINGE	2
6	ÉQUERRE DE COIN / CORNER CLIP	2
7	BARRE DE SUPPORT / SUPPORT BAR	1
8	SUPPORT INFÉRIEUR / BOTTOM GLASS CLIP	4
9	JOINT INFÉRIEUR / BOTTOM DOOR GASKET	1
10	JOINT LATÉRAL / SIDE GASKET	1
13	QUINCAILLERIE / HARDWARE	
13.1	CHEVILLE / WALL PLUG #6-1	3
13.2	VIS AUTO-PERCANTE / SELF DRILLING SCREW #8-3/8	3
13.3	VIS AUTO-PERCANTE / SELF DRILLING SCREW #8-1 1/4	4
13.4	CAPUCHON COUVRE-VIS / SCREW CAP #8/8	4
13.5	BLOC ESPACEUR / SPACING BLOCK	2

56304

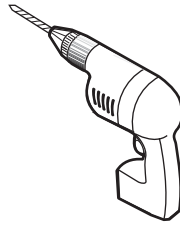
**OUTILS ET MATÉRIAUX REQUIS | TOOLS AND MATERIALS REQUIRED**



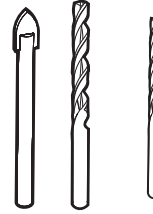
PINCE SERRE ÉTAU  
LONG NOSE LOCKING PLIER



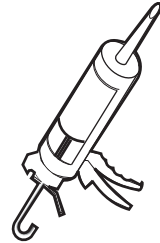
TOURNEVIS  
SCREWDRIVERS




PERÇEUSE  
DRILL



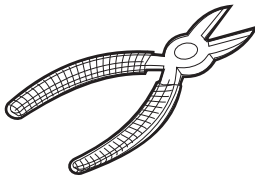
MÈCHE Ø1/4" & Ø1/8"  
Ø1/4" & Ø1/8" DRILLBITS



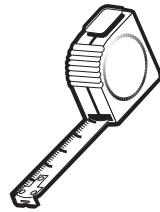
SCELLANT  
SILICONE



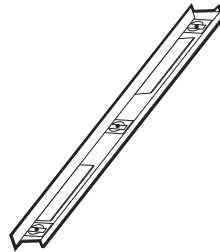
CRAYON  
PENCIL



PINCE COUPANTE  
CUTTING PLIER



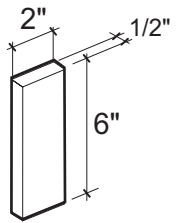
RUBAN À MESURER  
TAPE MEASURE



NIVEAU  
LEVEL



MAILLET  
MALLET



BLOC  
BLOCK

**INSTALLATION DES COMPOSANTES | INSTALLATIONS OF COMPONENTS**


- Panneau de retour
- Supports inférieurs
- *Return panel*
- *Bottom clips*



voir page 9-10  
see page 9-10

- Panneau frontal
- Équerre de coin
- Supports inférieurs

- *Front panel*
- *Corner clips*
- *Bottom clips*

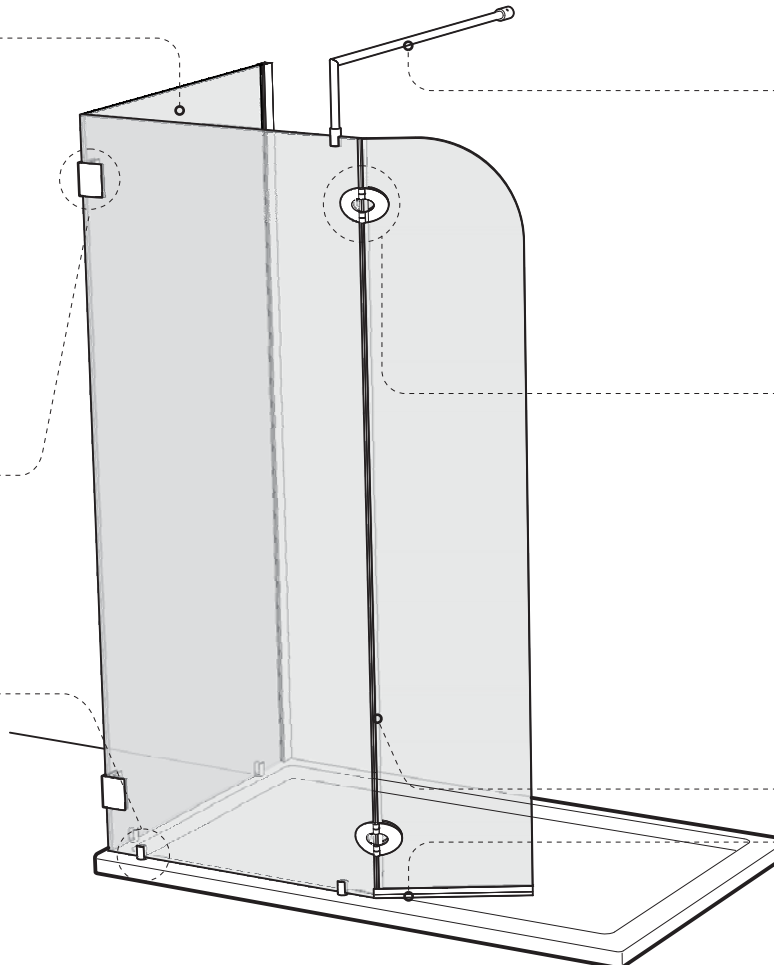


voir page 11-12  
see page 11-12

- Barre de support
  - *Support bar*
- voir page 13-14  
see page 13-14

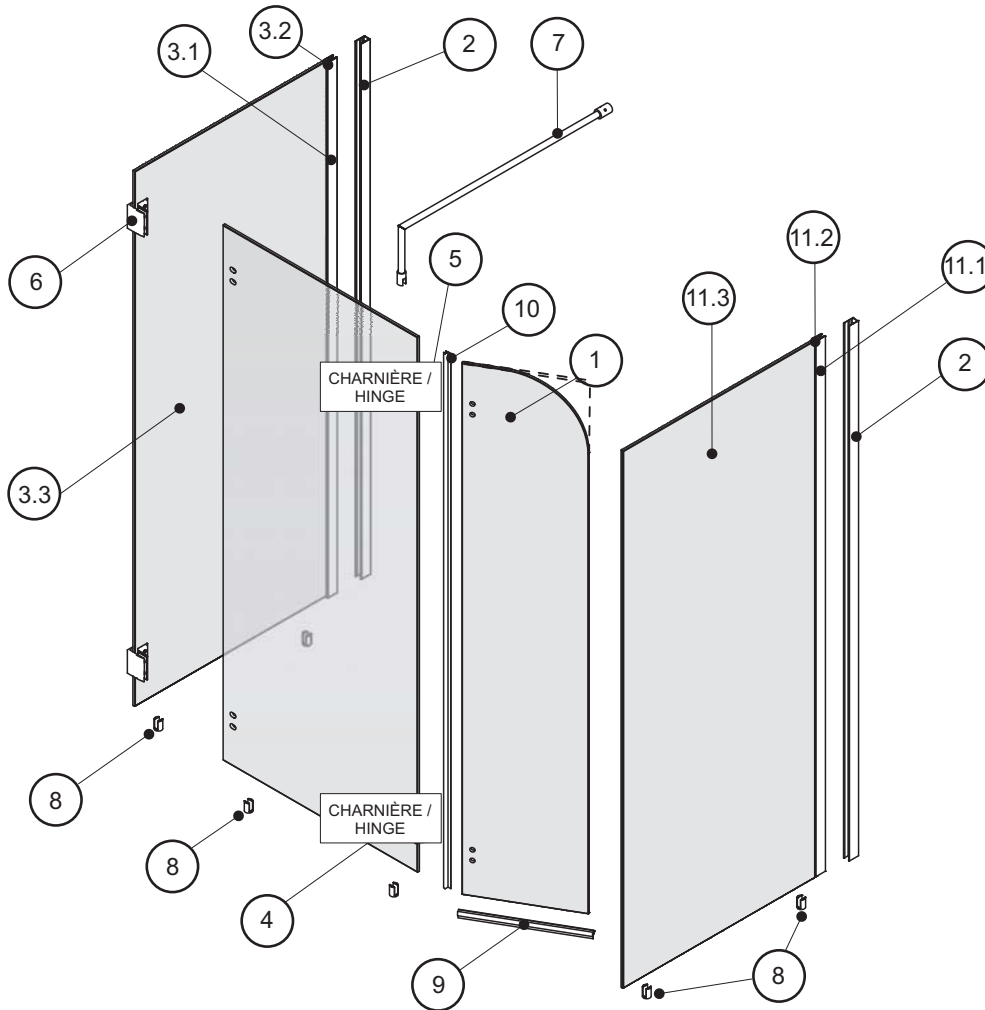
- Charnières
  - Panneau de porte
  - *Hinges*
  - *Door panel*
- voir page 16  
see page 16

- Joint latéral
  - Joint inférieure de porte
  - *Side gasket*
  - *Door bottom*
- voir page 15  
see page 15



56305

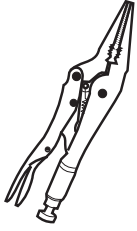
LISTE DES PIÈCES / PARTS LISTING



ITEM #	PIÈCES / PARTS	QTY
1	PANNEAU DE PORTE / DOOR PANEL	1
2	JAMBAGE / WALL JAMB	1
3.1	EXTENSEUR / EXPANDER	1
3.2	JOINT D'ÉTANCHÉITÉ / GASKET	1
3.3	PANNEAU DE RETOUR / RETURN PANEL	1
4	PANNEAU FIXE / FIXED PANEL	1
5	CHARNIÈRE / HINGE	1
6	ÉQUERRE DE COIN / CORNER CLIP	1
7	BARRE DE SUPPORT / SUPPORT BAR	1
8	SUPPORT INFÉRIEUR / BOTTOM GLASS CLIP	1
9	JOINT INFÉRIEUR / BOTTOM DOOR GASKET	1
10	JOINT LATÉRAL / SIDE GASKET	1
11.1	EXTENSEUR / EXPANDER	1
11.2	JOINT D'ÉTANCHÉITÉ / GASKET	1
11.3	PANNEAU DE RETOUR / RETURN PANEL	1
13	QUINCAILLERIE / HARDWARE	1
13.1	CHEVILLE / WALL PLUG # 6-1	8
13.2	VIS AUTO-PERCANTE / SELF DRILLING SCREW # 8-3/8	6
13.3	VIS AUTO-PERCANTE / SELF DRILLING SCREW # 8-1 1/4	6
13.4	CAPUCHON COUVRE-VIS / SCREW CAP # 8/8	8
13.5	BLOC ESPACEUR / SPACING BLOCK	2

56305

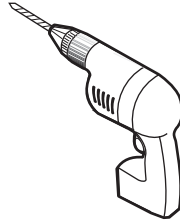
**OUTILS ET MATÉRIAUX REQUIS | TOOLS AND MATERIALS REQUIRED**



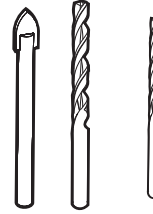
PINCE SERRE ÉTAU  
LONG NOSE LOCKING PLIER



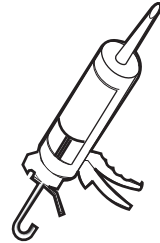
TOURNEVIS  
SCREWDRIVERS




PERÇEUSE  
DRILL



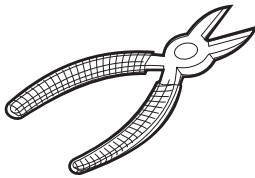
MÈCHE Ø1/4" & Ø1/8"  
Ø1/4" & Ø1/8" DRILLBITS



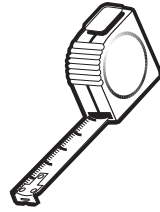
SCCELLANT  
SILICONE



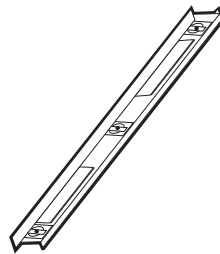
CRAYON  
PENCIL



PINCE COUPANTE  
CUTTING PLIER



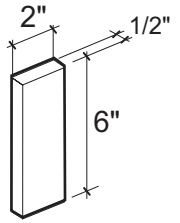
RUBAN À MESURER  
TAPE MEASURE



NIVEAU  
LEVEL



MAILLET  
MALLET



BLOC  
BLOCK

**INSTALLATION DES COMPOSANTES | INSTALLATIONS OF COMPONENTS**

- Panneau de retour
- Supports inférieurs

- *Return panel*
- *Bottom clips*



voir page 9-10  
see page 9-10

- Panneau frontal
- Équerre de coin
- Supports inférieurs

- *Front panel*
- *Corner clips*
- *Bottom clips*



voir page 11-12  
see page 11-12

- Barre de support

- *Support bar*  
voir page 13-14  
see page 13-14

- Charnières
- Panneau de porte

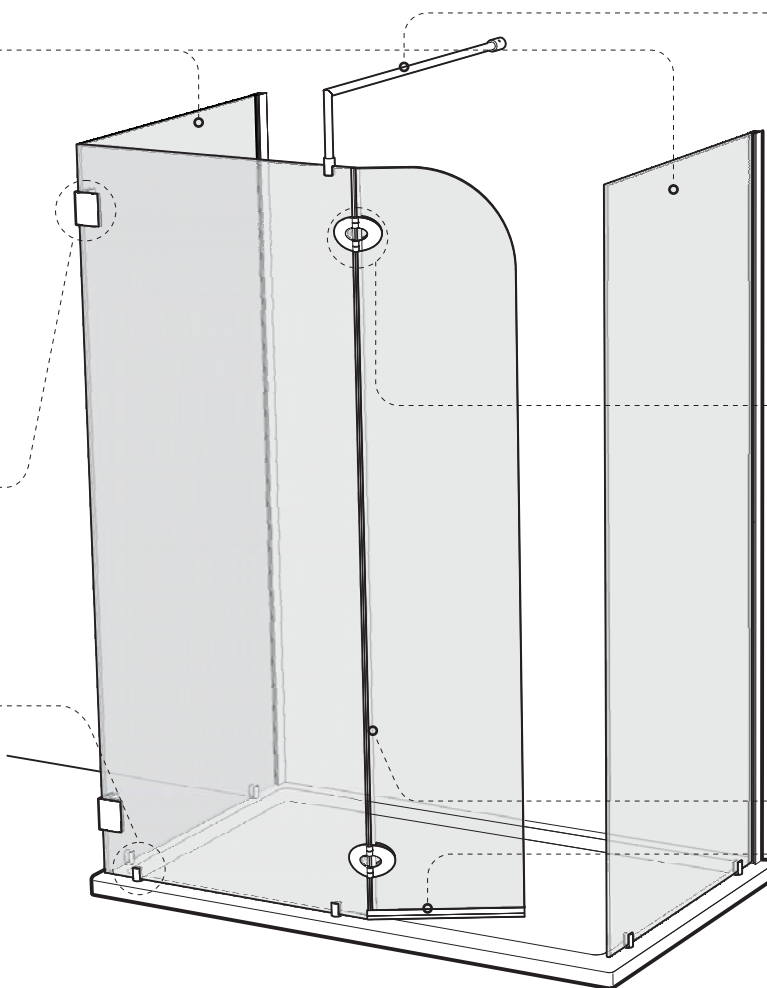
- *Hinges*
- *Door panel*

voir page 16  
see page 16

- Joint latéral
- Joint inférieure de porte

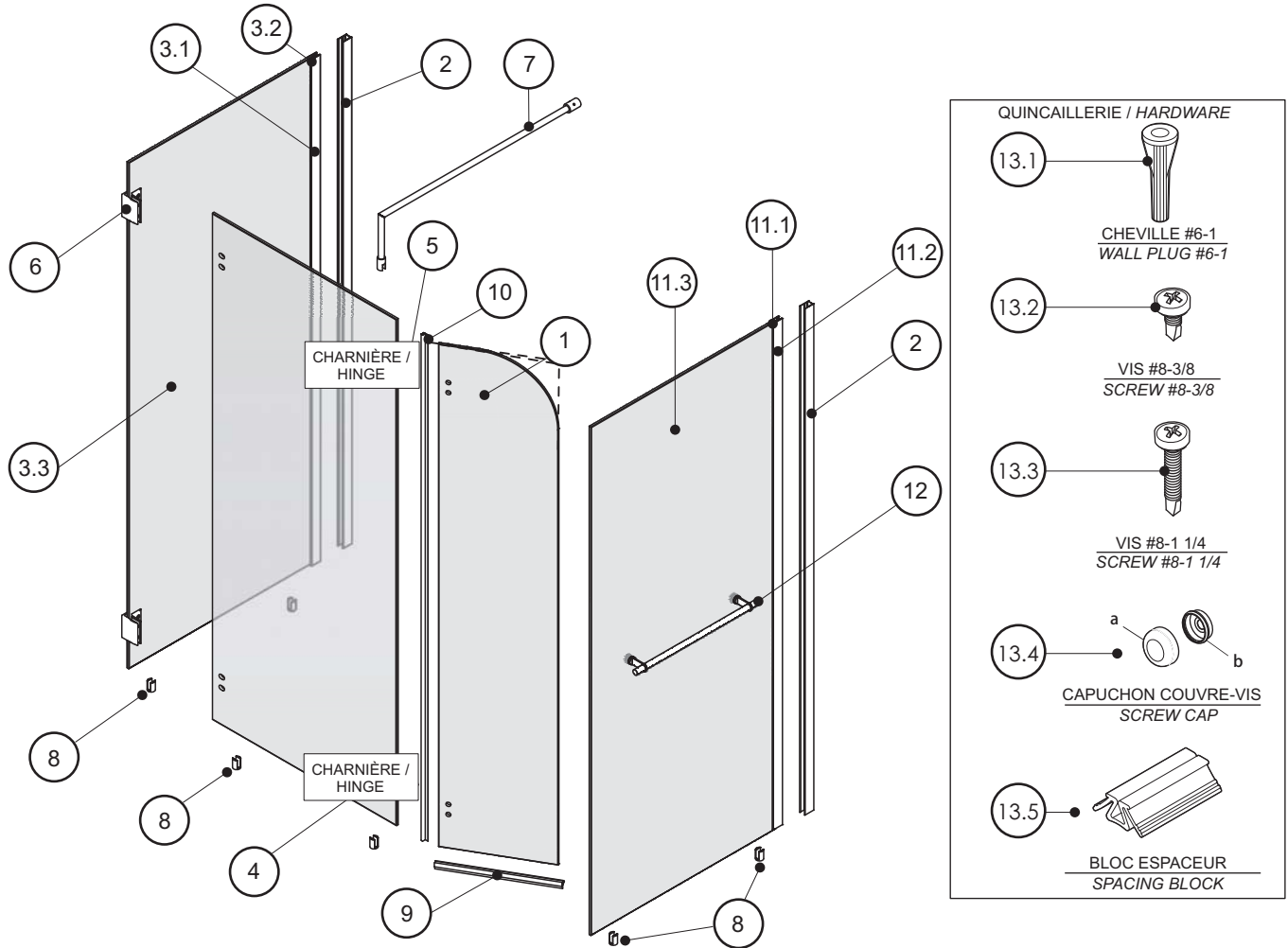
- *Side gasket*
- *Door bottom*

voir page 15  
see page 15



56306

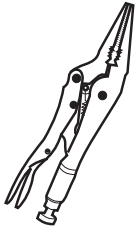
LISTE DES PIÈCES / PARTS LISTING



ITEM #	PIÈCES / PARTS	QTY
1	PANNEAU DE PORTE / DOOR PANEL	1
2	JAMBAGE / WALL JAMB	1
3.1	EXTENSEUR / EXPANDER	1
3.2	JOINT D'ÉTANCHÉITÉ / GASKET	1
3.3	PANNEAU DE RETOUR / RETURN PANEL	1
4	PANNEAU FIXE / FIXED PANEL	1
5	CHARNIÈRE / HINGE	2
6	ÉQUERRE DE COIN / CORNER CLIP	2
7	BARRE DE SUPPORT / SUPPORT BAR	1
8	SUPPORT INFÉRIEUR / BOTTOM GLASS CLIP	6
9	JOINT INFÉRIEUR / BOTTOM DOOR GASKET	1
10	JOINT LATÉRAL / SIDE GASKET	1
11.1	JOINT D'ÉTANCHÉITÉ / GASKET	1
11.2	EXTENSEUR / EXPANDER	1
11.3	PANNEAU DE RETOUR / RETURN PANEL	1
12	BARRE À SERVIETTE / TOWEL BAR	1
13	QUINCAILLERIE / HARDWARE	
13.1	CHEVILLE / WALL PLUG #6-1	8
13.2	VIS AUTO-PERCANTE / SELF DRILLING SCREW #8-3/8	6
13.3	VIS AUTO-PERCANTE / SELF DRILLING SCREW #8-1 1/4	6
13.4	CAPUCHON COUVRE-VIS / SCREW CAP #8/8	8
13.5	BLOC ESPACEUR / SPACING BLOCK	2

56306

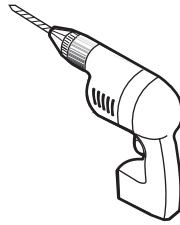
**OUTILS ET MATÉRIAUX REQUIS | TOOLS AND MATERIALS REQUIRED**



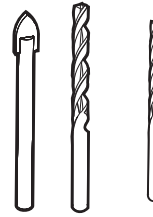
PINCE SERRE ÉTAU  
LONG NOSE LOCKING PLIER



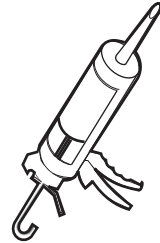
TOURNEVIS  
SCREWDRIVERS




PERÇEUSE  
DRILL



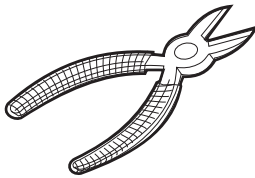
MÈCHE Ø1/4" & Ø1/8"  
Ø1/4" & Ø1/8" DRILLBITS



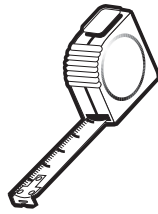
SCELLANT  
SILICONE



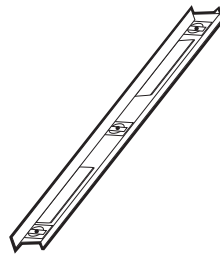
CRAYON  
PENCIL



PINCE COUPANTE  
CUTTING PLIER



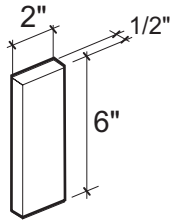
RUBAN À MESURER  
TAPE MEASURE



NIVEAU  
LEVEL



MAILLET  
MALLET



BLOC  
BLOCK

**INSTALLATION DES COMPOSANTES | INSTALLATIONS OF COMPONENTS**

- Panneau de retour
- Supports inférieurs

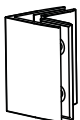
- *Return panel*
- *Bottom clips*



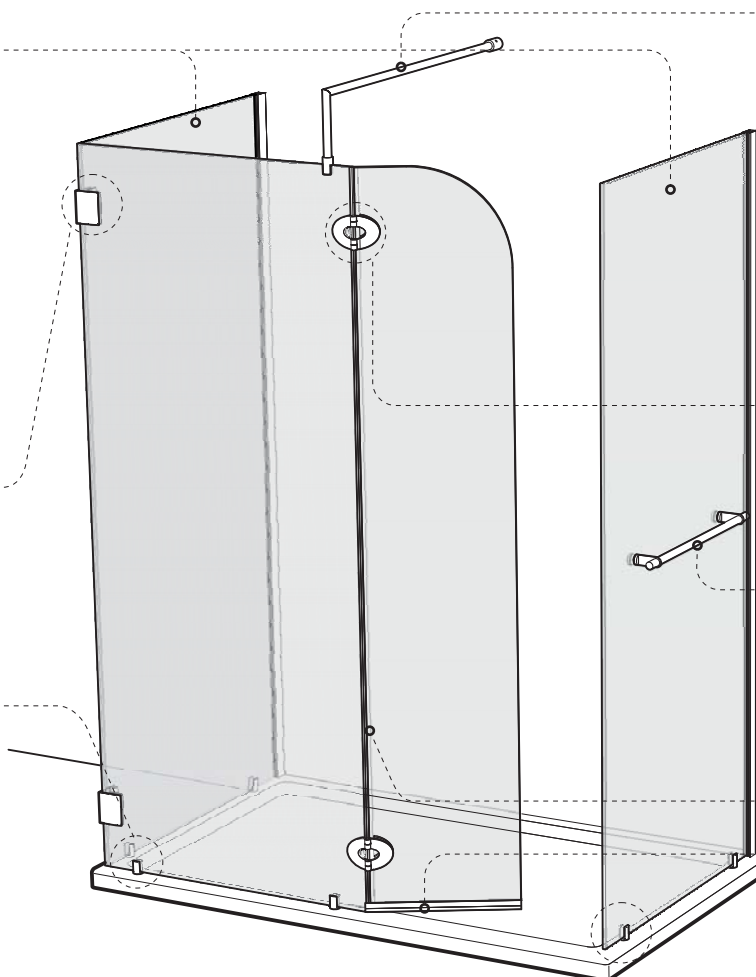
voir page 9-10  
see page 9-10

- Panneau frontal
- Équerre de coin
- Supports inférieurs

- *Front panel*
- *Corner clips*
- *Bottom clips*



voir page 11-12  
see page 11-12



- Barre de support
- *Support bar*  
voir page 13-14  
see page 13-14

- Charnières
- Panneau de porte
- *Hinges*
- *Door panel*

voir page 16  
see page 16

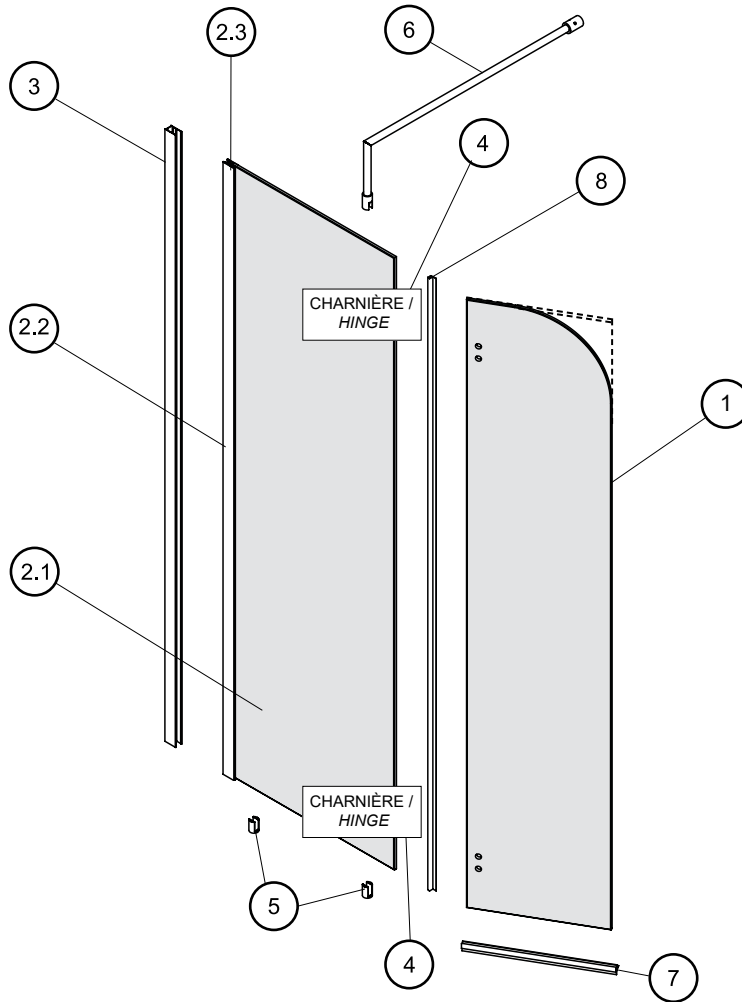
- Barre à serviette
- *Towel bar*  
voir page 17  
see page 17

- Joint latéral
- Joint inférieure de porte
- *Side gasket*
- *Door bottom*  
voir page 15  
see page 15



4301

LISTE DES PIÈCES / PARTS LISTING



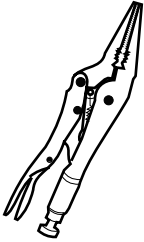
QUINCAILLERIE / HARDWARE

- 11.1 CHEVILLE #6-1  
WALL PLUG #6-1
- 11.2 VIS # 8-3/8  
SCREW #8-3/8
- 11.3 VIS # 8-1 1/4  
SCREW #8-1 1/4
- 11.4 CAPUCHON COUVRE-VIS  
SCREW CAP
- 11.5 BLOC ESPACEUR  
SPACING BLOCK

ITEM #	PIÈCES / PARTS	QTY
1	PANNEAU DE PORTE / DOOR PANEL	1
2.1	PANNEAU FIXE / FIXED PANEL	1
2.2	EXTENSEUR / EXPANDER	1
2.3	JOINT D'ÉTANCHÉITÉ / GASKET	1
3	JAMBAGE / WALL JAMB	1
4	CHARNIÈRE / HINGE	2
5	SUPPORT INFÉRIEUR / BOTTOM GLASS CLIP	2
6	BARRE DE SUPPORT / SUPPORT BAR	1
7	JOINT INFÉRIEUR / BOTTOM DOOR GASKET	1
8	JOINT LATÉRAL / SIDE GASKET	1
11.1	CHEVILLE / WALL PLUG #6-1	4
11.2	VIS AUTO-PERCANTE / SELF DRILLING SCREW #8-3/8	3
11.3	VIS AUTO-PERCANTE / SELF DRILLING SCREW #8-1 1/4	3
11.4	CAPUCHON COUVRE-VIS / SCREW CAP #8/8	4
11.5	BLOC ESPACEUR / SPACING BLOCK	2

4301

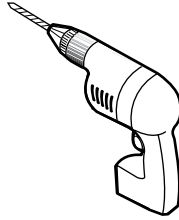
OUTILS ET MATERIAUX REQUIS | TOOLS AND MATERIAL REQUIRED



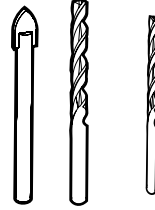
PINCE SERRE ÉTAU  
LONG NOSE LOCKING PLIER



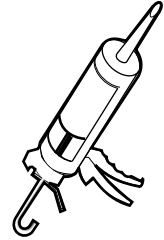
TOURNEVIS  
SCREWDRIVERS



PERCEUSE  
DRILL



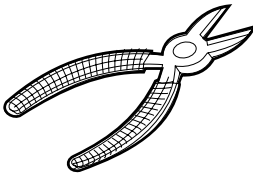
MÈCHE 1/4" & 1/8"  
1/4" & 1/8" DRILL BITS



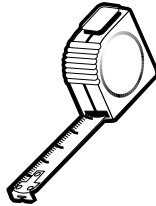
SCELLANT  
SILICONE



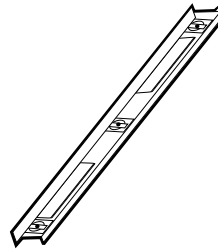
CRAYON  
PENCIL



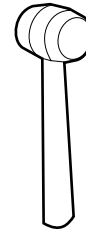
PINCE COUPANTE  
CUTTING PLIER



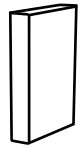
RUBAN À MESURER  
TAPE MEASURE



NIVEAU  
LEVEL



MAILLET  
MALLET




BLOC  
BLOCK

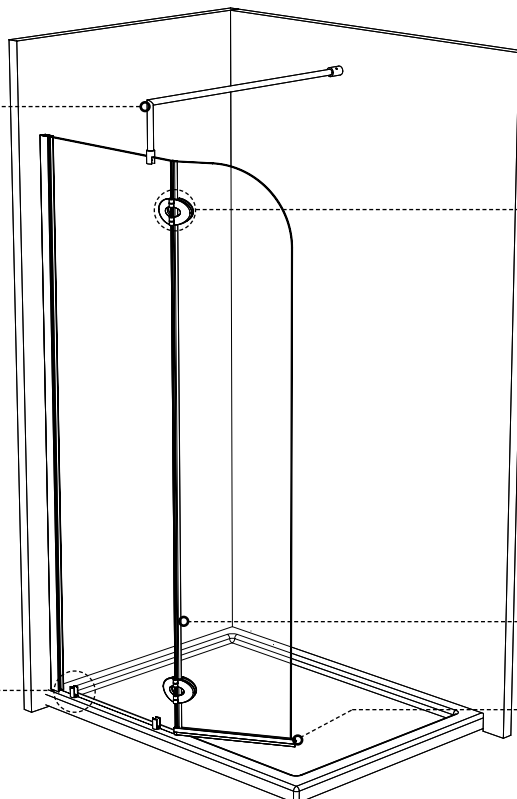
INSTALLATION DES COMPOSANTES | INSTALLATION OF COMPONENTS

• Barre de support  
• Support Bar  
  
voir page 18-19  
see page 18-19

• Charnières  
• Panneau de porte  
  
• Hinges  
• Door panel  
  
voir page 21  
see page 21

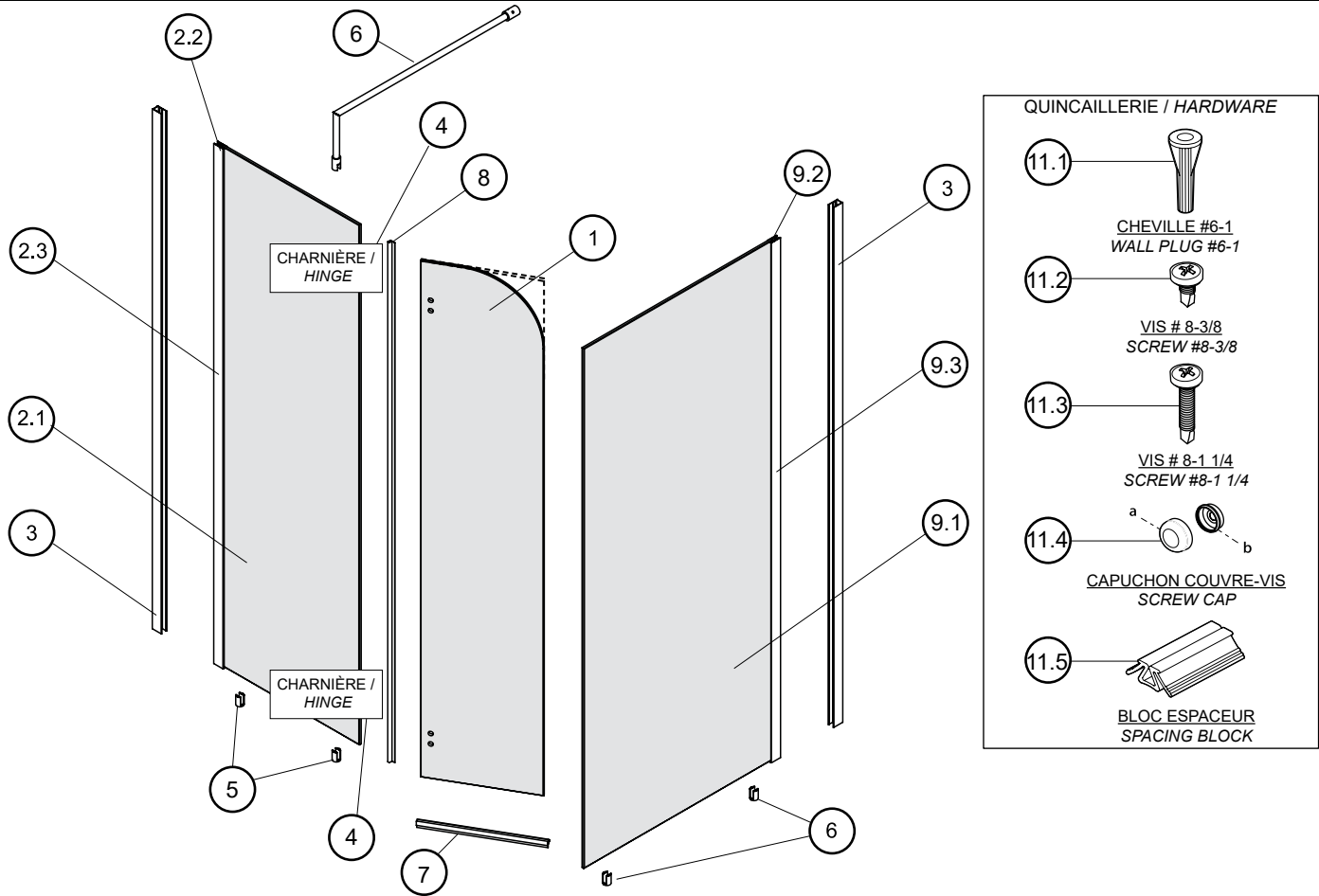
• Panneau de retour  
• Supports inférieurs  
  
• Return panel  
• Bottom clips  
  
  
  
voir page 16-17  
see page 16-17

• Joint Latéral  
• Joint inférieure de porte  
  
• Side gasket  
• Door bottom  
  
voir page 20  
see page 20



4302

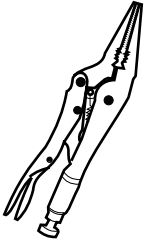
LISTE DES PIÈCES / PARTS LISTING



ITEM NO.	PIÈCES / PARTS	QTY
1	PANNEAU DE PORTE / DOOR PANEL	1
2.1	PANNEAU FIXE / FIXED PANEL	1
2.2	EXTENSEUR / EXPANDER	1
2.3	JOINT D'ÉTANCHÉITÉE / GASKET	1
3	JAMBAGE / WALL JAMB	2
4	CHARNIÈRE / HINGE	2
5	SUPPORT INFÉRIEUR / BOTTOM GLASS CLIP	4
6	BARRE DE SUPPORT / SUPPORT BAR	1
7	JOINT INFÉRIEUR / BOTTOM DOOR GASKET	1
8	JOINT LATÉRAL / SIDE GASKET	1
9.1	PANNEAU DE RETOUR / RETURN PANEL	1
9.2	EXTENSEUR / EXPANDER	1
9.3	JOINT D'ÉTANCHÉITÉE / GASKET	1
11.1	CHEVILLE / WALL PLUG #6-1	8
11.2	VIS AUTO-PERCANTE / SELF DRILLING SCREW #8-3/8	6
11.3	VIS AUTO-PERCANTE / SELF DRILLING SCREW #8-1 1/4	6
11.4	CAPUCHON COUVRE-VIS / SCREW CAP #8/8	8
11.5	BLOC ESPACEUR / SPACING BLOCK	2

4302

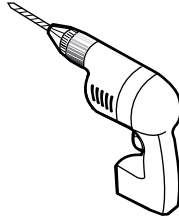
OUTILS ET MATERIAUX REQUIS | TOOLS AND MATERIAL REQUIRED



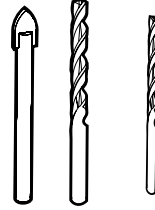
PINCE SERRE ÉTAU  
LONG NOSE LOCKING PLIER



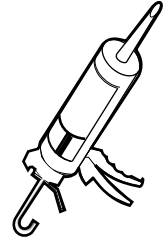
TOURNEVIS  
SCREWDRIVERS



PERCEUSE  
DRILL



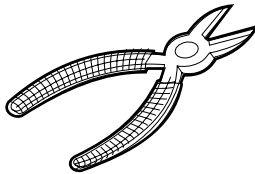
MÈCHE 1/4" & 1/8"  
1/4" & 1/8" DRILL BITS



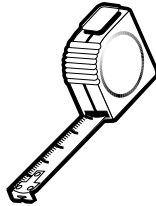
SCELLANT  
SILICONE



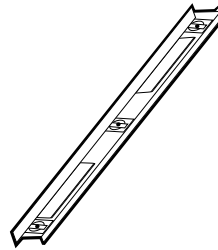
CRAYON  
PENCIL



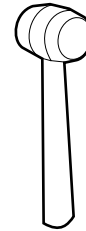
PINCE COUPANTE  
CUTTING PLIER



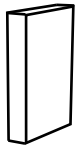
RUBAN À MESURER  
TAPE MEASURE



NIVEAU  
LEVEL



MAILLET  
MALLET



BLOC  
BLOCK

INSTALLATION DES COMPOSANTES | INSTALLATION OF COMPONENTS


- Barre de support
- Support Bar

voir page 18-19  
see page 18-19

- Charnières
- Panneau de porte
- Hinges
- Door panel

voir page 21  
see page 21

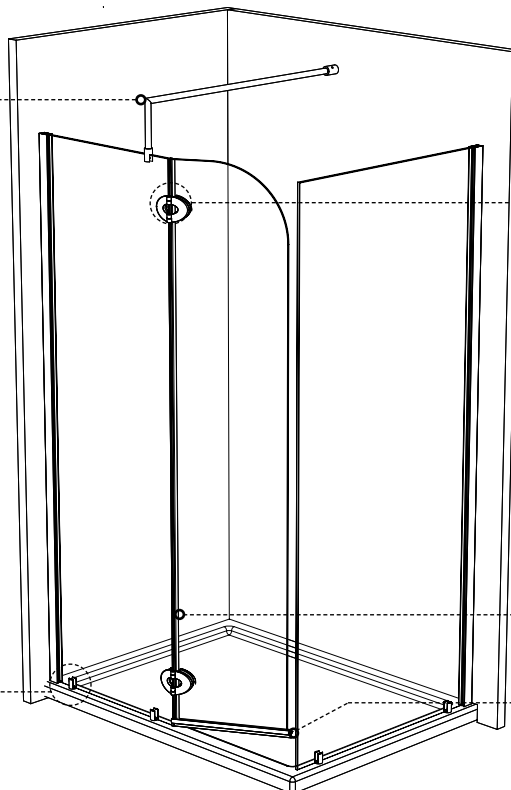
- Panneau de retour
- Supports inférieurs
- Return panel
- Bottom clips



voir page 16-17  
see page 16-17

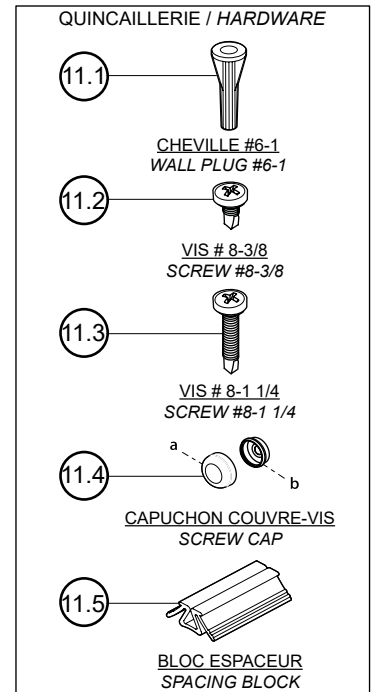
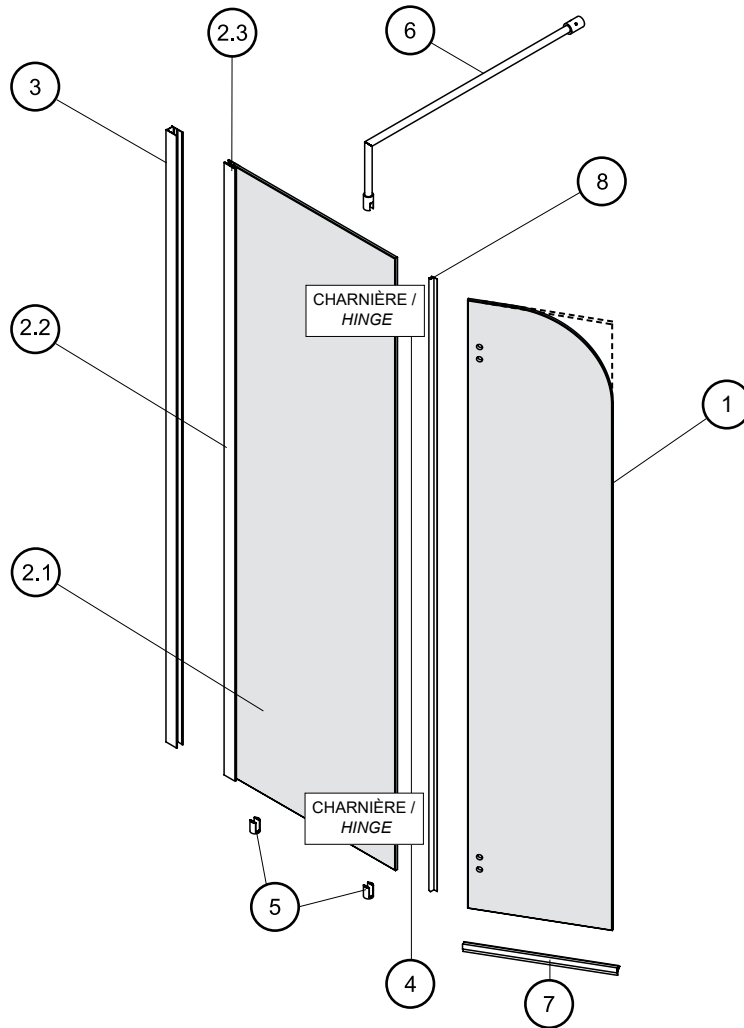
- Joint Latéral
- Joint inférieure de porte
- Side gasket
- Door bottom

voir page 20  
see page 20



56301

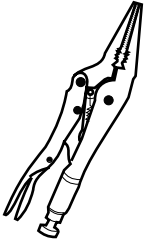
LISTE DES PIÈCES / PARTS LISTING



ITEM NO.	PIÈCES / PARTS	QTY
1	PANNEAU DE PORTE / DOOR PANEL	1
2.1	PANNEAU FIXE / FIXED PANEL	1
2.2	EXTENSEUR / EXPANDER	1
2.3	JOINT D'ÉTANCHÉITÉ / GASKET	1
3	JAMBAGE / WALL JAMB	1
4	CHARNIÈRE / HINGE	2
5	SUPPORT INFÉRIEUR / BOTTOM GLASS CLIP	2
6	BARRE DE SUPPORT / SUPPORT BAR	1
7	JOINT INFÉRIEUR / BOTTOM DOOR GASKET	1
8	JOINT LATÉRAL / SIDE GASKET	1
11.1	CHEVILLE / WALL PLUG #6-1	4
11.2	VIS AUTO-PERCANTE / SELF DRILLING SCREW #8-3/8	3
11.3	VIS AUTO-PERCANTE / SELF DRILLING SCREW #8-1 1/4	3
11.4	CAPUCHON COUVRE-VIS / SCREW CAP #8/8	4
11.5	BLOC ESPACEUR / SPACING BLOCK	2

56301

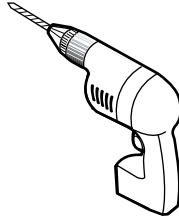
OUTILS ET MATERIAUX REQUIS | TOOLS AND MATERIAL REQUIRED



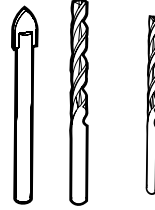
PINCE SERRE ÉTAU  
LONG NOSE LOCKING PLIER



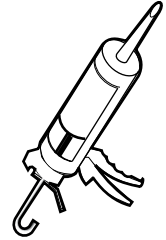
TOURNEVIS  
SCREWDRIVERS



PERCEUSE  
DRILL



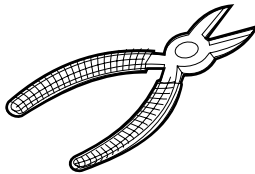
MÈCHE 1/4" & 1/8"  
1/4" & 1/8" DRILL BITS



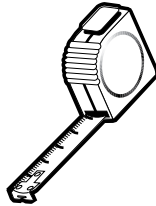
SCELLANT  
SILICONE



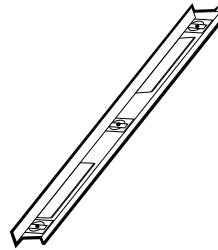
CRAYON  
PENCIL



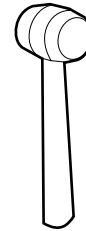
PINCE COUPANTE  
CUTTING PLIER



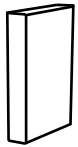
RUBAN À MESURER  
TAPE MEASURE



NIVEAU  
LEVEL



MAILLET  
MALLET




BLOC  
BLOCK

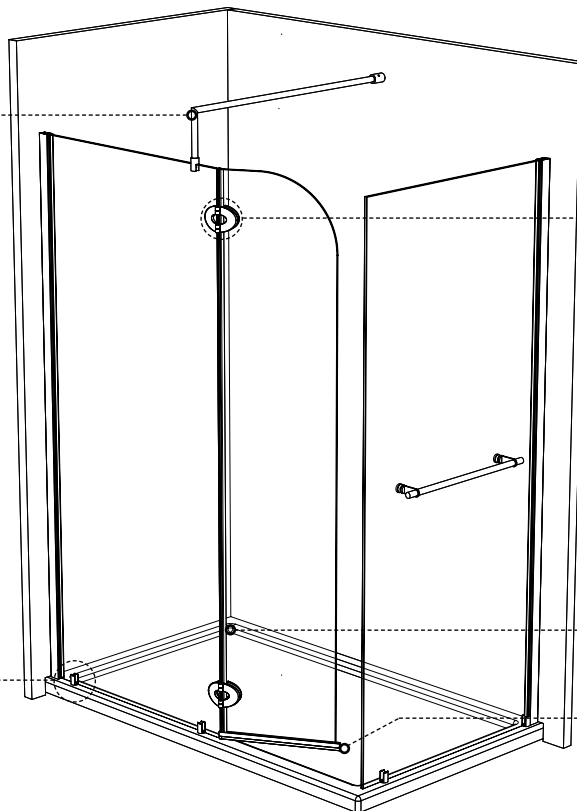
INSTALLATION DES COMPOSANTES | INSTALLATION OF COMPONENTS

• Barre de support  
• Support Bar  
  
voir page 18-19  
see page 18-19

• Charnières  
• Panneau de porte  
  
• Hinges  
• Door panel  
  
voir page 21  
see page 21

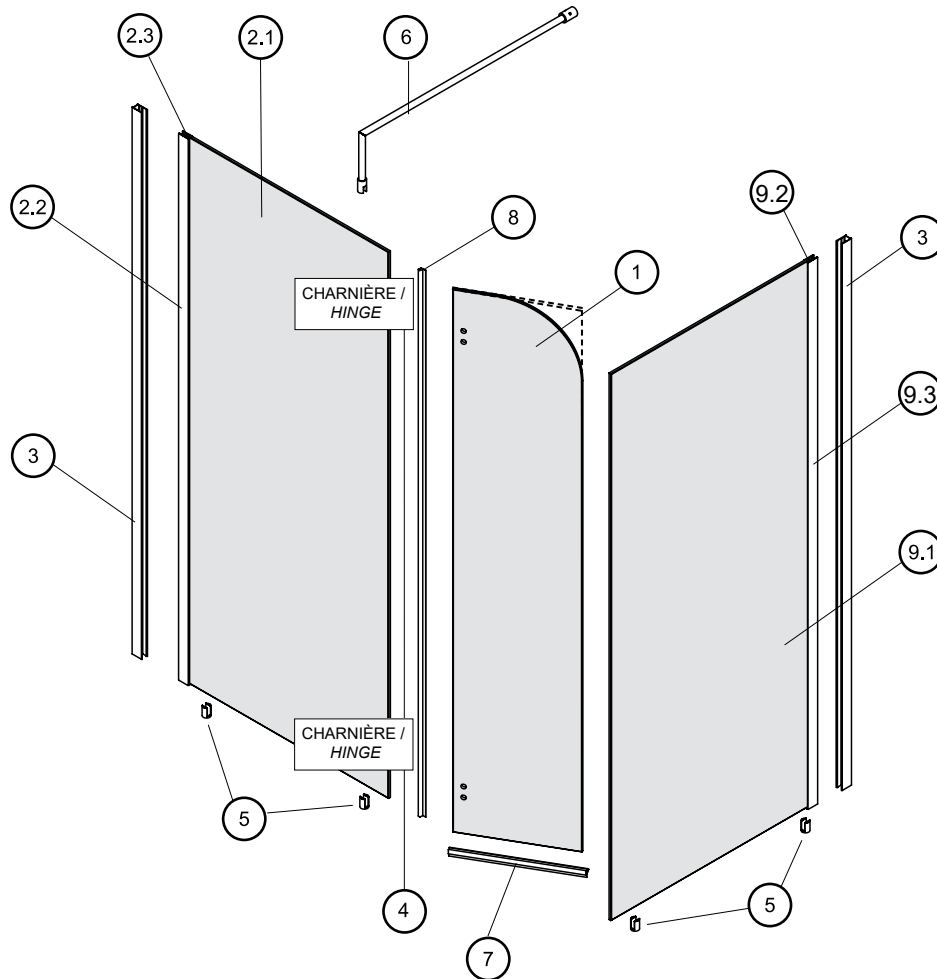
• Panneau de retour  
• Supports inférieurs  
  
• Return panel  
• Bottom clips  
  
  
  
voir page 16-17  
see page 16-17

• Joint Latéral  
• Joint inférieure de porte  
  
• Side gasket  
• Door bottom  
  
voir page 20  
see page 20



56302

LISTE DES PIÈCES / PARTS LISTING



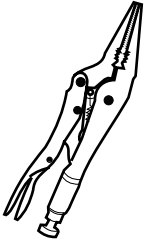
QUINCAILLERIE / HARDWARE

- 11.1 CHEVILLE #6-1  
WALL PLUG #6-1
- 11.2 VIS # 8-3/8  
SCREW #8-3/8
- 11.3 VIS # 8-1 1/4  
SCREW #8-1 1/4
- 11.4 CAPUCHON COUVRE-VIS  
SCREW CAP
- 11.5 BLOC ESPACEUR  
SPACING BLOCK

ITEM NO.	PIÈCES / PARTS	QTY
1	PANNEAU DE PORTE / DOOR PANEL	1
2.1	PANNEAU FIXE / FIXED PANEL	1
2.2	EXTENSEUR / EXPANDER	1
2.3	JOINT D'ÉTANCHÉITÉ / GASKET	1
3	JAMBAGE / WALL JAMB	2
4	CHARNIÈRE / HINGE	2
5	SUPPORT INFÉRIEUR / BOTTOM GLASS CLIP	4
6	BARRE DE SUPPORT / SUPPORT BAR	1
7	JOINT INFÉRIEUR / BOTTOM DOOR GASKET	1
8	JOINT LATÉRAL / SIDE GASKET	1
9.1	PANNEAU DE RETOUR / RETURN PANEL	1
9.2	EXTENSEUR / EXPANDER	1
9.3	JOINT D'ÉTANCHÉITÉ / GASKET	1
11.1	CHEVILLE / WALL PLUG #6-1	8
11.2	VIS AUTO-PERCANTE / SELF DRILLING SCREW #8-3/8	6
11.3	VIS AUTO-PERCANTE / SELF DRILLING SCREW #8-1 1/4	6
11.4	CAPUCHON COUVRE-VIS / SCREW CAP #8/8	8
11.5	BLOC ESPACEUR / SPACING BLOCK	2

56302

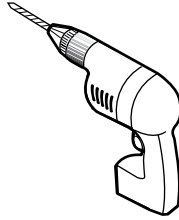
OUTILS ET MATERIAUX REQUIS | TOOLS AND MATERIAL REQUIRED



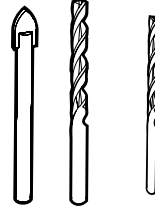
PINCE SERRE ÉTAU  
LONG NOSE LOCKING PLIER



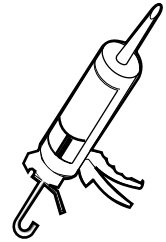
TOURNEVIS  
SCREWDRIVERS



PERCEUSE  
DRILL



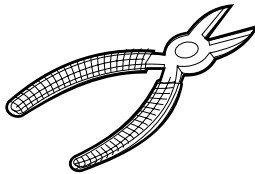
MÈCHE 1/4" & 1/8"  
1/4" & 1/8" DRILL BITS



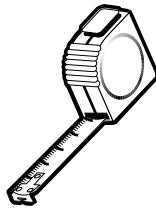
SCCELLANT  
SILICONE



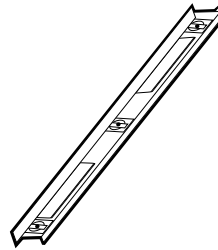
CRAYON  
PENCIL



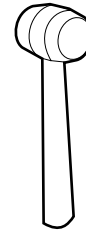
PINCE COUPANTE  
CUTTING PLIER



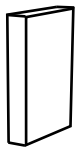
RUBAN À MESURER  
TAPE MEASURE



NIVEAU  
LEVEL



MAILLET  
MALLET



BLOC  
BLOCK

INSTALLATION DES COMPOSANTES | INSTALLATION OF COMPONENTS

