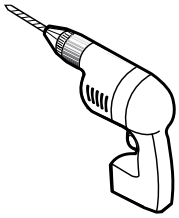



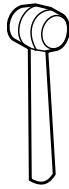
**TOOLS REQUIRED
OUTILS REQUIS**



DRILL
PERCEUSE



1/4" & 1/8" DRILL BITS
MÈCHE 1/4" & 1/8"



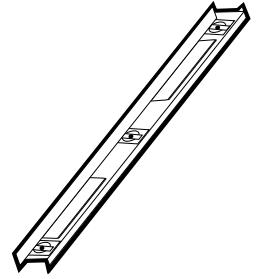
MALLET
MAILLET



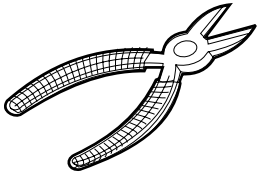
PENCIL
CRAYON



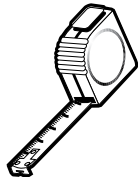
SCREWDRIVER
TOURNEVIS



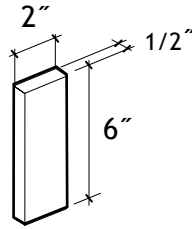
LEVEL
NIVEAU



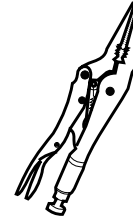
PINCE COUPANTE
CUTTING PLIER



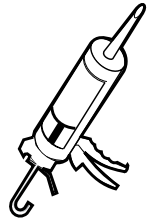
TAPE MEASURE
RUBAN À MESURER



BLOC DE BOIS
WOODEN BLOCK



LONG NOSE LOCKING PLIERS
PINCE SERRE ÉTAU

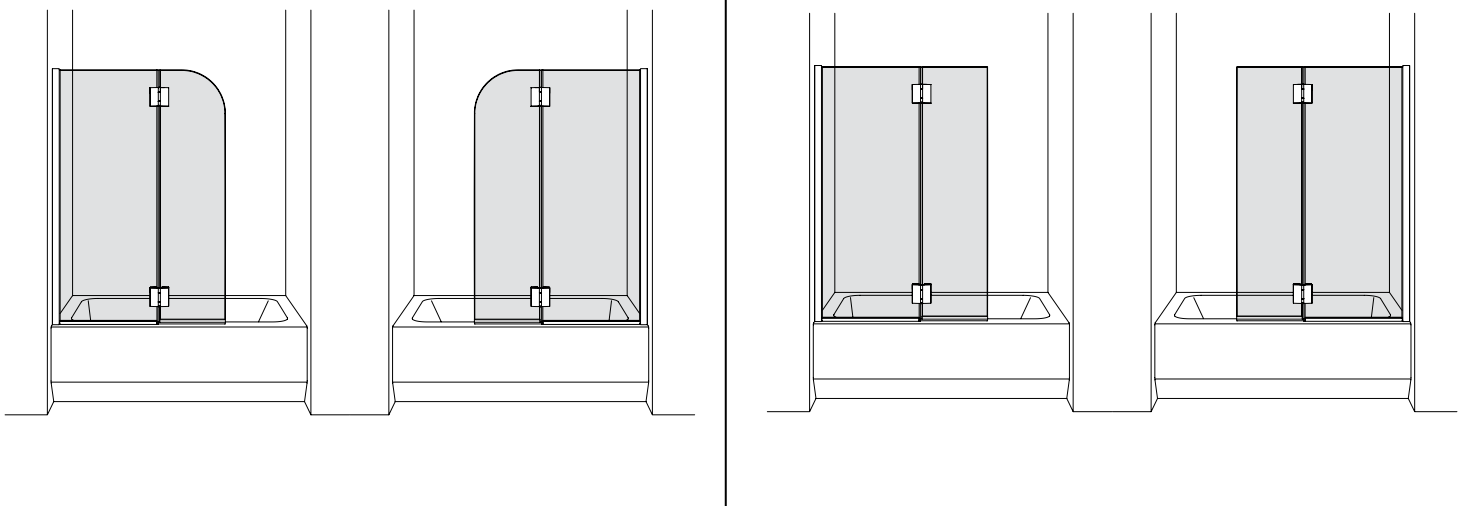


SILICONE
SCCELLANT

* USE A 1/4" DRILL BIT FOR CERAMIC WHEN DRILLING INTO CERAMIC TILES
* UTILISER UNE MÈCHE DE 1/4" DESTINÉ À CÉRAMIQUE LORS DU PERÇAGE DES TUILES EN CÉRAMIQUE.

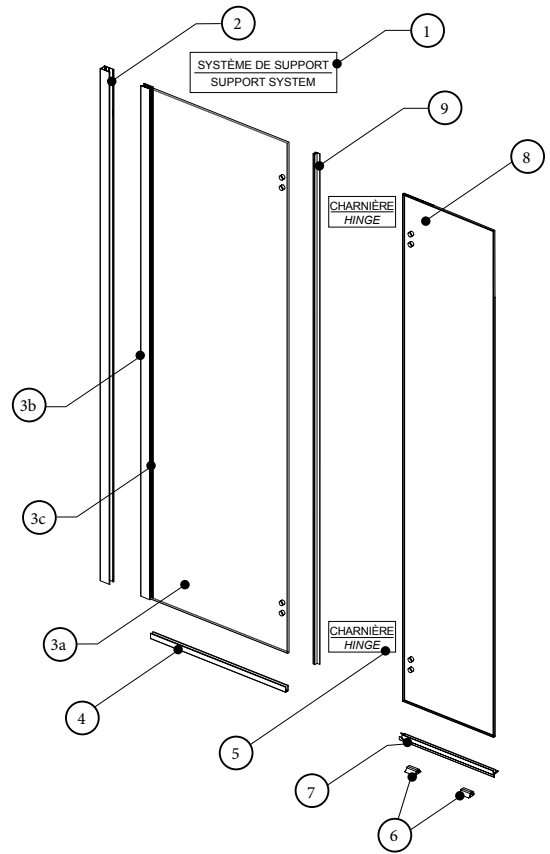
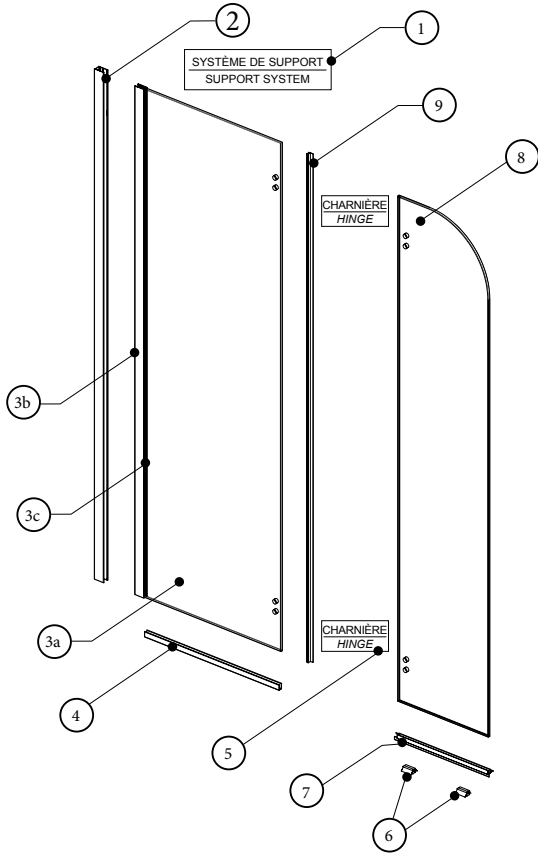
**POSSIBLE CONFIGURATIONS
CONFIGURATIONS POSSIBLES**

*



* THIS CONFIGURATION IS ILLUSTRATED IN THIS MANUAL.
* CETTE CONFIGURATION EST ILLUSTRÉE DANS CE MANUEL.

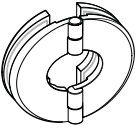
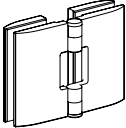
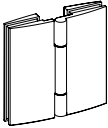
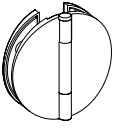
PARTS LISTING / LISTE DES PIÈCES



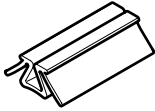

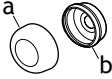




ITEM	PIÈCES / PARTS	QTY
1	SYSTÈME DE SUPPORT / SUPPORT SYSTEM	1
2	JAMBAGE / WALL JAMB	1
3a	PANNEAU FIXE / SIDE PANEL	1
3b	EXTENSEUR / EXPANDER	1
3c	JOINT D'ÉTANCHÉITÉ / GASKET	1
4	PROFILÉ "U" EN ALUMINIUM / ALUMINUM «U» CHANNEL	1
5	CHARNIÈRE / HINGE	2
6	BLOCS NIVELEURS / LEVELING BLOCKS	2
7	JOINT INFÉRIEUR / BOTTOM DOOR GASKET	1
8	PANNEAU DE PORTE / DOOR PANEL	1
9	JOINT LATÉRAL / SIDE PANEL GASKET	1
ITEM	QUINCAILLERIE / HARDWARE	QTY
10	CHEVILLE / WALL PLUG	4
11	CAPUCHON COUVRE-VIS / SCREW CAP	4
12	PAN SELF-DRILLING SCREW (1 ¼") / VIS PAN AUTO-PERÇANTE # 8 (1 ¼")	3
13	PAN SELF-DRILLING SCREW # 8 (¾") / VIS PAN AUTO-PERÇANTE # 8 (¾")	3
14	BLOC À NIVEAU TRANSPARENT / CLEAR SETTING BLOCK	2
15	BLOC À NIVEAU TRANSPARENT / CLEAR SETTING BLOCK	2

5

HINGE OPTIONS / SÉLECTION DES CHARNIÈRES

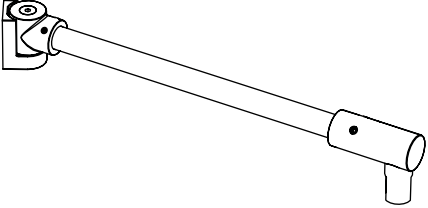
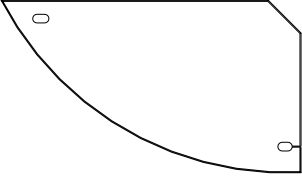
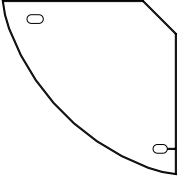

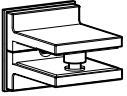
Q	M	T	R
			

HARDWARE LISTING / LISTE DE QUINCAILLERIE

						
6	10	11	12	13	14	15

1

SUPPORT SYSTEM OPTIONS / SÉLECTION DES SYSTÈMES DE SUPPORT

SUPPORT BAR (OPTION "A") BARRE DE SUPPORT (OPTION «A»)	SUPPORT SHELF (OPTION "B") SUPPORT ÉTAGÈRE (OPTION «B»)	
		
	17" GLASS SHELF ÉTAGÈRE EN VERRE 17 "	10" GLASS SHELF ÉTAGÈRE EN VERRE 10 "
		
	ROUND BRACKET / SUPPORT ROND	SQUARE BRACKET / SUPPORT CARRÉ