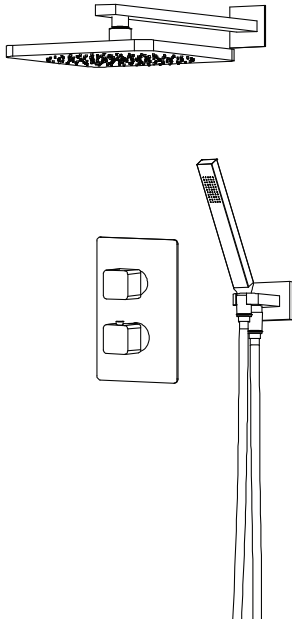


196.7050 | Two Output Shower W/ Rain Head & Hand Held



COMPONENTS

- HS1050 - 15" Shower Arm
- HSB.10C - 10" Shower Head
- 196.4000T - Shower Trim
- TVH.4420F - Shower Valve
- HS1003 - Hand Held Set

SHOWER VALVE:

- Thermostatic shower valve
- Valve includes service stops
- Turn bottom handle to set temp.
- Top handle controls water diversion
- Includes 15109 non-shared cartridge

SHOWER HEAD:

- Solid brass construction
- 1.8 GPM flow rate

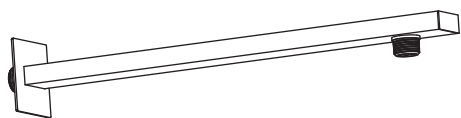
STANDARDS:

- ASME A112.18.1 / CSA B125.1

See individual component specification sheets on following pages for further details.



HS1050 | Square Shower Arm - 15"



SPECIFICATIONS:

- Solid Brass Shower Arm
- With Fixed Flange

FINISHES :

- Chrome - HS1050CP / Brushed Nickel - HS1050BN


Legislation Compliance



ZeroDrip Technology




Technical Diagram



HSB.10C | 10" Brass Shower Head

SPECIFICATIONS:

- Solid Brass Shower Head
- Scrub rubber nozzles to easily clean water sediment
- 1.8 GPM Flow Rate
- 200 Nozzles
- Use with HS1050 Shower Arm



Legislation Compliance



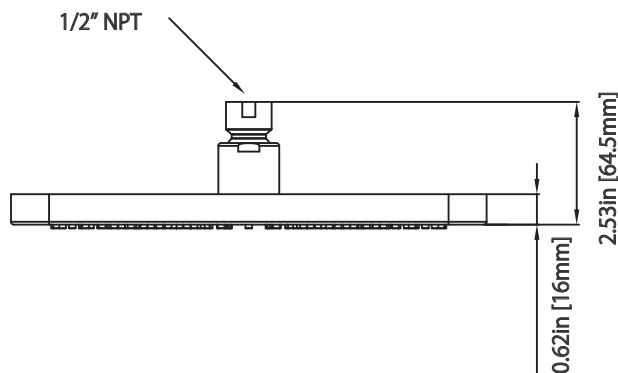
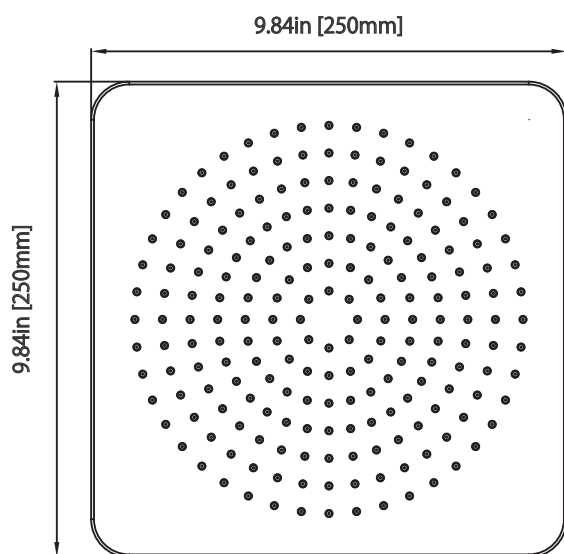
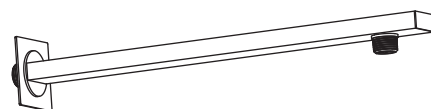
ZeroDrip Technology



Technical Diagram

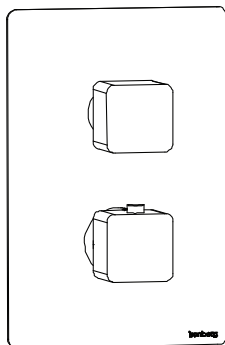
MATCHING SHOWER ARM:

1) HS1050 (15" Wall Mount Shower Arm)



196.4000T | Thermostatic Shower Trim

SPECIFICATIONS:



- Solid Brass construction
- Valve not included - trim only
- Turn bottom handle to control temperature.
- Turn top handle to divert water & control volume

Belgian Mirror Finish



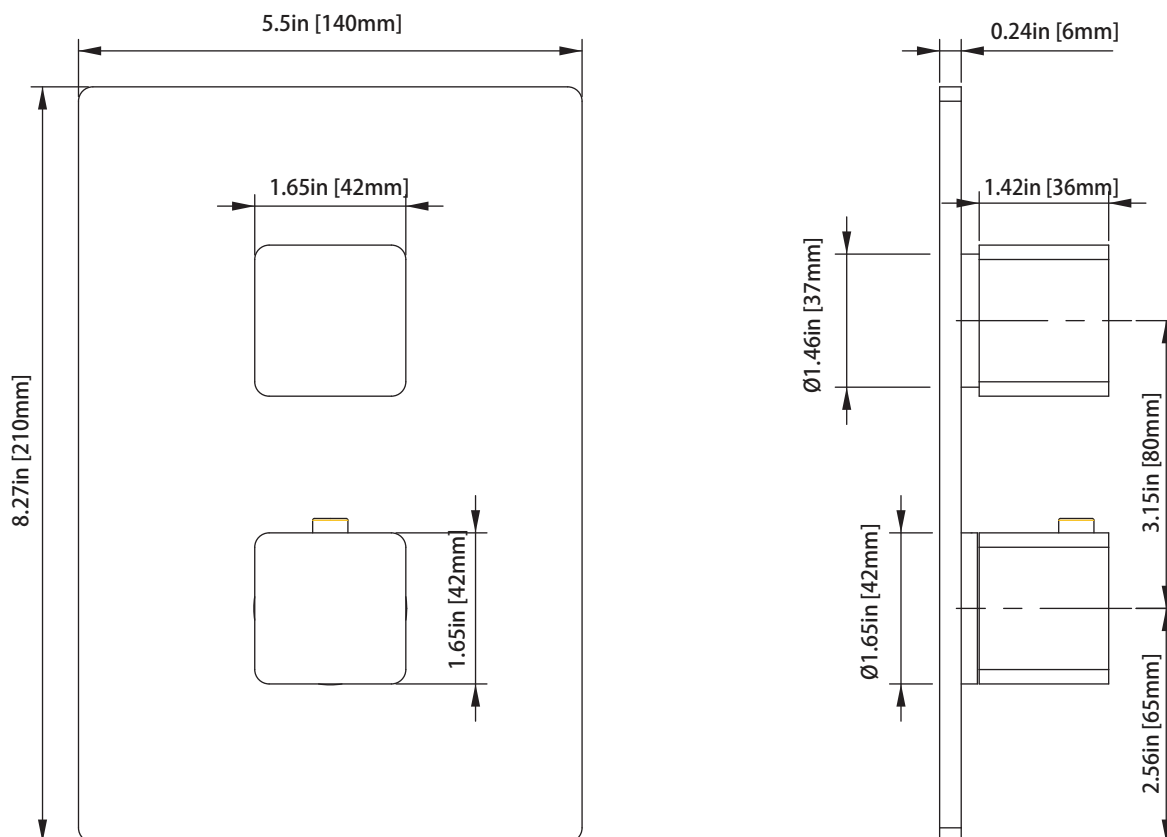
Legislation Compliance



ZeroDrip Technology

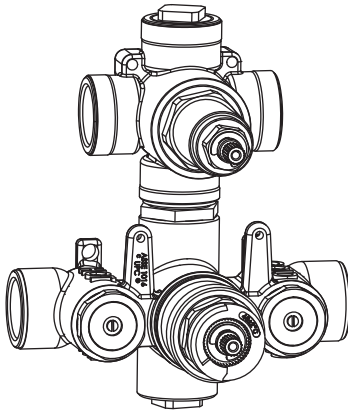


Technical Diagram



TVH.4420F | 3/4" Thermostatic Valve With 2-Way Diverter & Integrated Volume Control

Page 1 of 2



SPECIFICATIONS:

- Turn bottom knob to control temperature.
- Turn top knob to control water flow.
- Thermostatic Valve Flow Rate - 8.0 GPM @ 60 PSI
- Extension Available - TVH.4101E**

STANDARDS:

- ASME A112.18.1 / CSA B125.1



A separate volume control is **not** needed to turn water supply off. Volume control functionality is integrated within this valve.

CALGreen Compliant



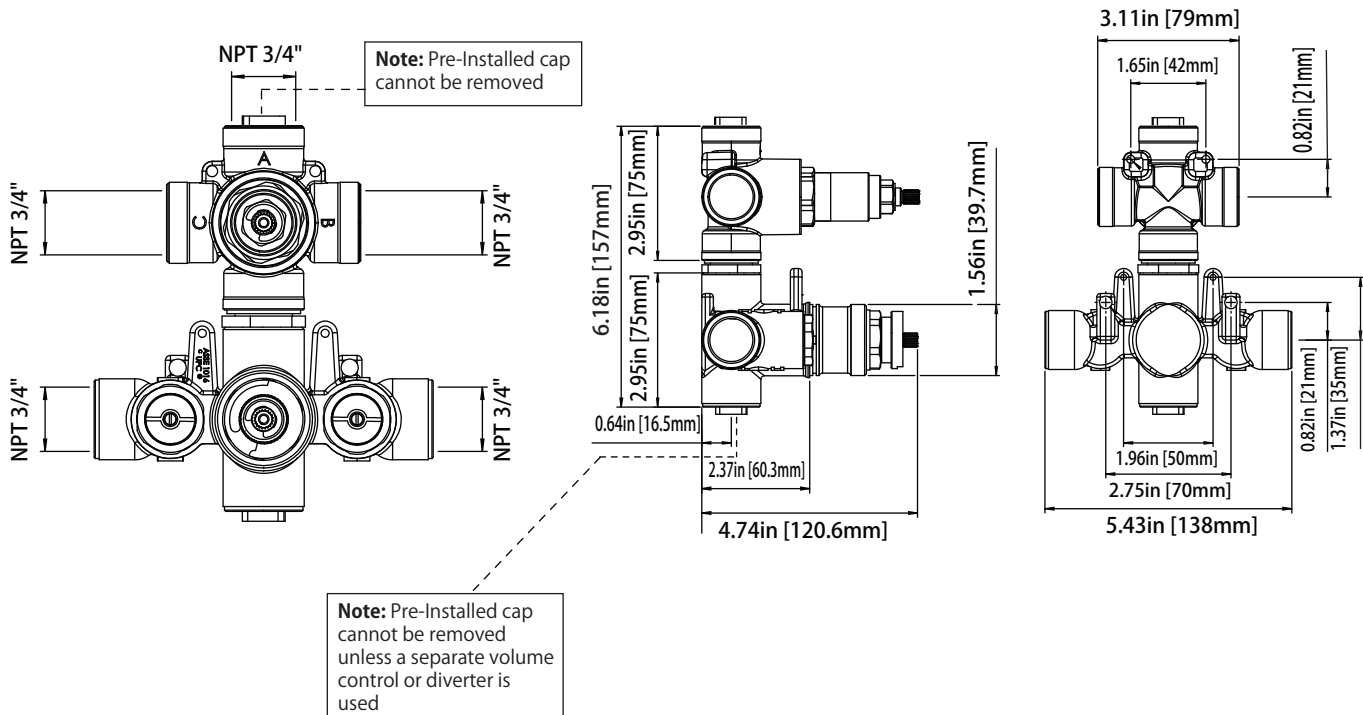
Legislation Compliance



ZeroDrip Technology



Technical Diagram



TVH.4420F | 3/4" Thermostatic Valve With 2-Way Diverter & Integrated Volume Control

Page 2 of 2



TWO OUTPUT - CAL-GREEN - NO SHARED PORT OPERATION

Diverter Cartridge # - **15109** (Included)

Total 3 Positions as defined below, with **only** 1 port active at one time.

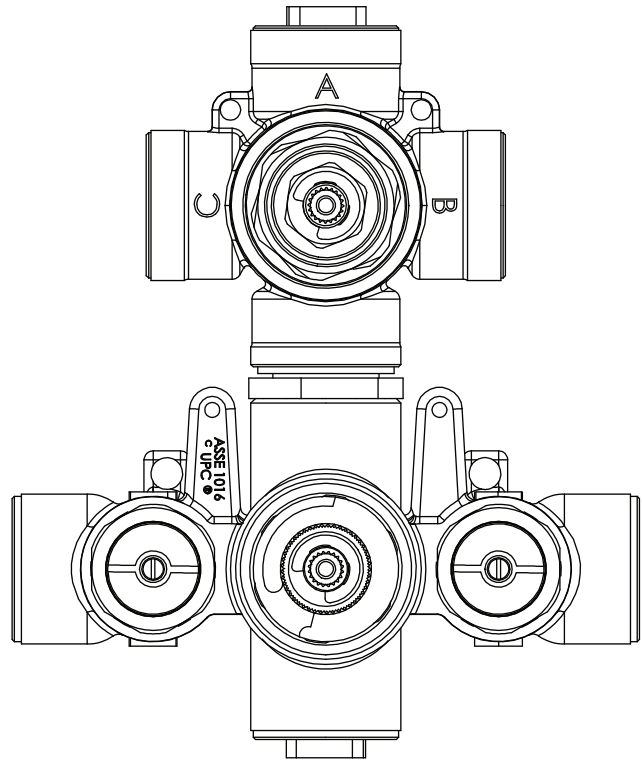
- Position 0 - Off - No Water Flow
- Position 1 - Output A Activated
- Position 2 - Output C Activated

TWO OUTPUT - SHARED PORT OPERATION

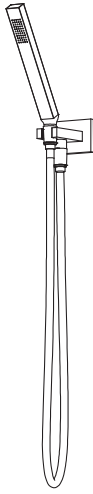
Diverter Cartridge # - **15103** (Not Included)

Total 4 Positions as defined below, with 2 ports active at one time.

- Position 0 - Off - No Water Flow
- Position 1 - Output B Activated
- Position 2 - Output B+C Activated
- Position 3 - Output C Activated



HS1003 | Solid Brass Hand Shower Set



SPECIFICATIONS:

- Solid Brass construction
- Single function hand held
- 1/2" female elbow connection
- Includes check valve with back-flow prevention
- 1.8 GPM Flow Rate

Legislation Compliance



ZeroDrip Technology



Technical Diagram

