



Farmington®

Bathroom Sink
K-2905-1

Features

- Single faucet hole.
- Oval basin.
- Overflow drain.

Material

- KOHLER® enameled cast iron.

Installation

- Drop-in.

Recommended Products/Accessories

K-8998 P-Trap



ADA

CSA B651

Codes/Standards

ASME A112.19.1/CSA B45.2

All applicable US Federal and State material regulations

ADA

ICC/ANSI A117.1











CSA B651

Lifetime Limited Warranty for KOHLER® Cast Iron Components

See website for detailed warranty information.

Available Colors/Finishes

Color tiles intended for reference only.

Color	Code	Description
	0	White
	FF	Sea Salt™
	96	Biscuit
	47	Almond
	NY	Dune
	95	Ice™ Grey
	FT	Basalt
	KA	Black 'n Tan
	7	Black Black™
	97	Timberline™

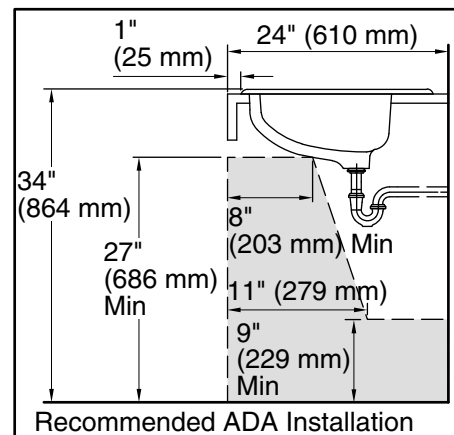
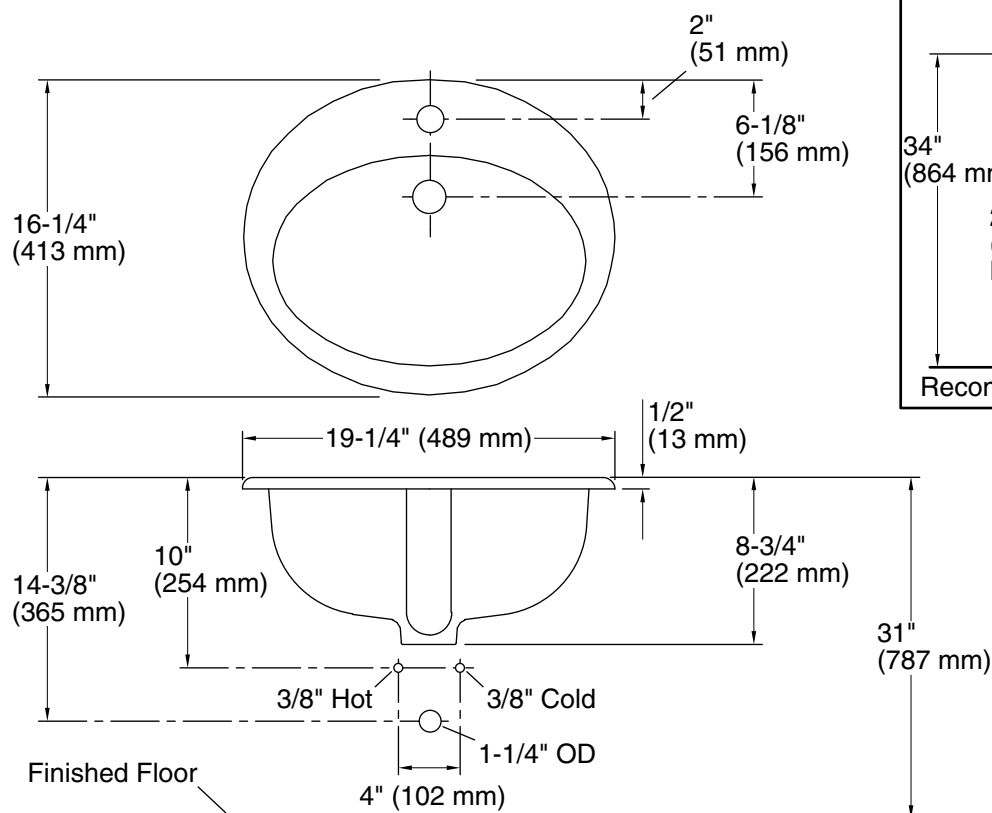
1-800-4KOHLER (1-800-456-4537)

Kohler Co. reserves the right to make revisions without notice to product specifications.

For the most current Specification Sheet, go to www.kohler.com.

12-24-2019 11:48 - US/CA

THE BOLD LOOK
OF **KOHLER**®



Technical Information

All product dimensions are nominal.

Installation:	Drop-in
Bowl area:	Length: 16" (406 mm)
	Width: 11" (279 mm)
	Water depth: 5" (127 mm)
Number of deck holes:	1
Faucet hole(s):	1-3/8" (35 mm)
Drain hole:	1-11/16" (43 mm)
Template:	1002973-7, required, included

Notes

Install this product according to the installation instructions.

NOTICE: Countertop manufacturer or cutter must use the current product template available at www.kohler.com, or by calling 1-800-4KOHLER. Kohler Co. is not responsible for cutout errors when the incorrect cutout template is used.

ADA, CSA B651 compliant when installed to the specific requirements of these regulations.