

### Features

- 36-inch minimum base cabinet width.
- Double equal bowls.
- 9-inch depth.
- Three oversized faucet holes with one oversized accessory hole to the right and one oversized accessory hole to the left.
- Oversized holes allow for easy installation of faucets and accessories.
- Rear drain increases workspace in the sink and storage space underneath.
- Includes under-mount installation kit.

### Material

- KOHLER® enameled cast iron.

### Installation

- Under-mount.

### Recommended Products/Accessories

K-6539 Drainboard with Sink Rack  
K-5133 Left-Bowl Sink Rack  
K-5135 Right-Bowl Sink Rack  
K-8801 Sink Strainer  
K-8799 Sink Strainer

### Optional Products/Accessories

K-6016R Right-Bowl Sink Rack  
K-6545 Sponge Caddy  
K-11352 Disposal Flange with Stopper  
K-9000 P-Trap  
1411886 Undermount kit 23 in.



### Codes/Standards

















ASME A112.19.1/CSA B45.2

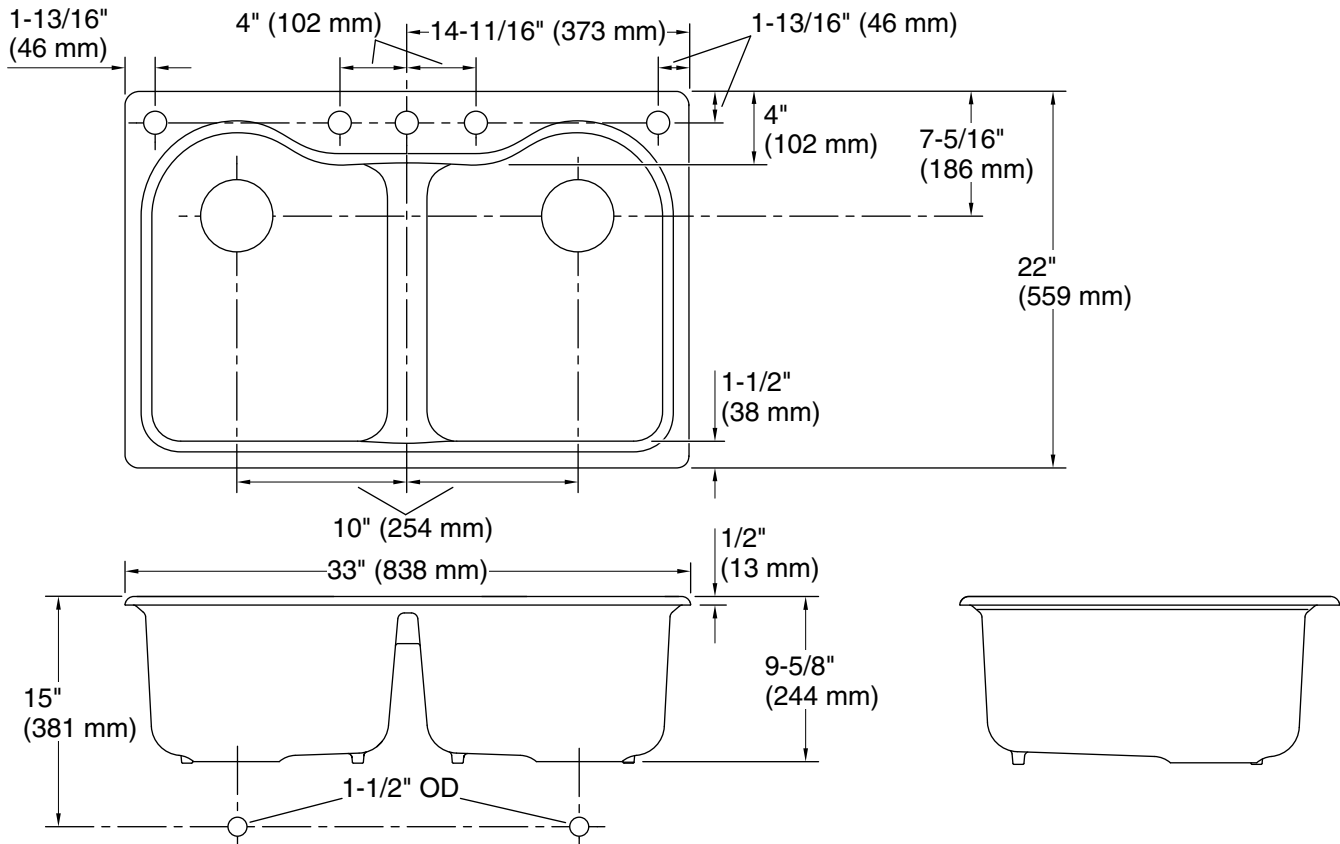
### KOHLER® Enameled Cast Iron Kitchen Sink Lifetime Limited Warranty

See website for detailed warranty information.

### Available Colors/Finishes

*Color tiles intended for reference only.*

Color	Code	Description
	0	White
	FF	Sea Salt™
	96	Biscuit
	47	Almond
	FD	Cane Sugar™
	NY	Dune
	95	Ice™ Grey
	G9	Sandbar
	33	Mexican Sand™
	K4	Cashmere
	FT	Basalt
	58	Thunder™ Grey
	20	Suede
	KA	Black 'n Tan
	FP	Caviar
	7	Black Black™



## Technical Information

All product dimensions are nominal.

Bowl configuration:	Double equal
Installation:	Undermount
Min. base cabinet width:	36" (914 mm)
Bowl area (Left):	Length: 14-1/8" (359 mm) Width: 16-1/4" (413 mm) Bowl depth: 9" (229 mm)
Bowl area (Right):	Length: 14-1/8" (359 mm) Width: 16-1/4" (413 mm) Bowl depth: 9" (229 mm)
Number of deck holes:	5
Faucet hole(s):	2-3/8" (60 mm)
Drain hole:	3-7/8" (98 mm)
Template:	1125670-7, required, included

## Notes

Install this product according to the installation instructions.

**NOTICE:** The countertop manufacturer or cutter must use the cut-out template provided with the product, or a current one provided by the Kohler Co. (Call 1-800-4-KOHLER.) Kohler Co. is not responsible for cut-out errors when the incorrect cut-out template is used.