

Features

- Modular Cabinet - combine multiple cabinets, lighting, or mirrors
- All E0 & E2 cabinets are non-handed/reversible
- Mirrored interior with 8 adjustable, cantilevered glass shelves
- Cantilever shelving adjustable in 1" increments
- Includes installation hardware for recess mounting
- Includes HT-MAGORG and HT-STORAGETRAY

Electrical Features - E2

- Standard knock out for 1/2" (13mm) cable connector
- Wired Internally - Front access serviceability
- USB charging outlet
- Automatic interior LED Light
- Includes Wire Organizer (VT-WIREORG), Organization Kit (HT-ORGKIT), and Pull-Out Sliding Magnification Mirror (VT-SPOMM)

Construction

- Blum 155° slow close hinges
- Rust free Satin anodized aluminum construction
- 3 mirror design - rear of cabinet and both sides of door
- Safeseal® Gasket with sealed corners on cabinet body

Codes & Standards

- Electric Option Models are ETL certified to:
 - UL 962
 - CSA Standard C22.2 No. 68

Dimensions

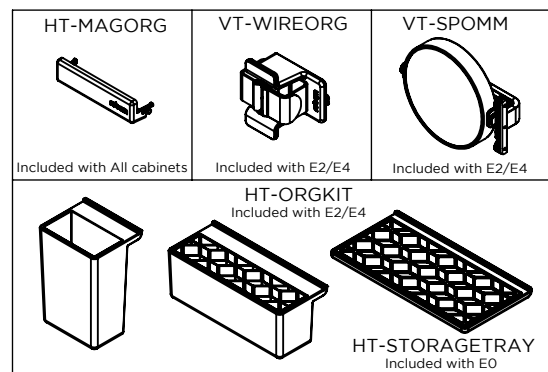

Width: 23-1/4" (591 mm)

Height: 72" (1829 mm)

Depth: 4-5/8" (117 mm) When surface mounted
15/16" (23 mm) When recessed

Options

- Plain or Beveled front mirror
- Other widths / heights / depths available
- Handle Kit: EDGE PULL-84
- IQ™ Digital Lock Box: DLB, DLB-24 (E0), DLB-MRE24 (E2 & E4)
- Assorted glass bins:
 - Small (GLASSBIN3.25)
 - Medium (GLASSBIN5.25)
 - Large (GLASSBIN8.5)
- Push-to-open Kit: MPUSHKIT (E0), VT-PUSHKIT (E2)
- Storage accessories supplied with cabinet also available separately: HT-MAGORG, HT-ORGKIT, HT-STORAGETRAY, VT-WIREORG, VT-SPOMM

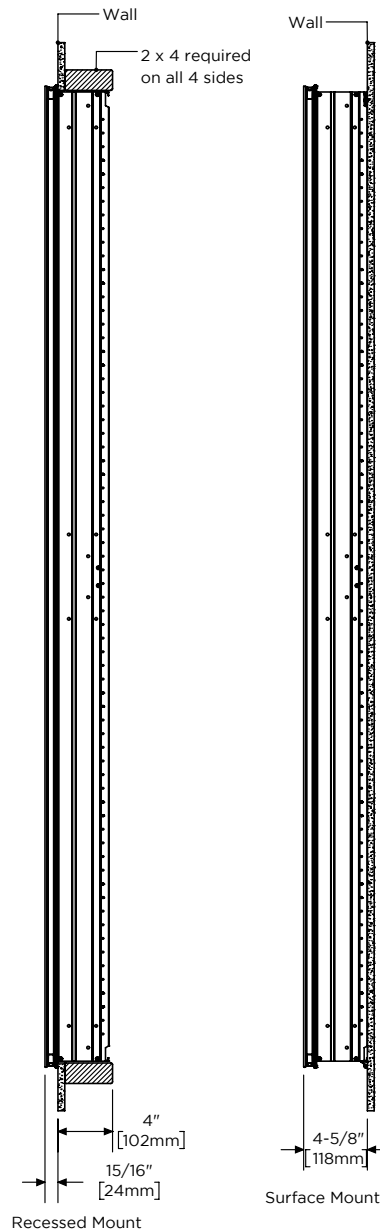
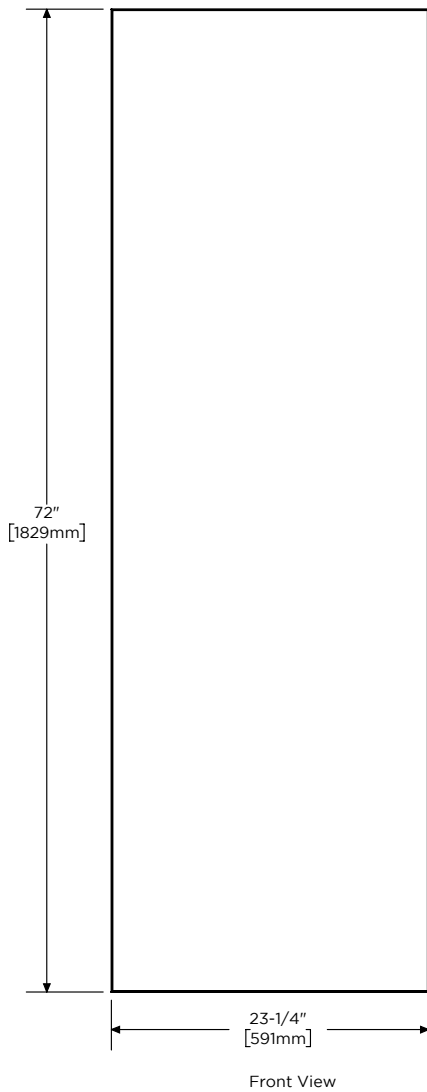


Model Number Key

M Series Reserve	Width	Height	Depth	Mirror Edge Style	Electric Options
MR	24	72	D4	FP = Polished Edge FB = Bevel Edge	E0 = Non-Electric E2 = Electric and Interior Light

Installation Options

- Surface Mount (Single Cabinet) - Reference Surface Mount Kit when ordering (P2SMKIT)
- Pairs with Modular mirrors
- Gangs to M-Series Reserve Cabinet - Reference Recessed ganging (P2RMGKIT) or Surface mount ganging kit (P2SM-GKIT) when ordering
- Gangs to Lighting* - Reference Ganging kit for the particular light option when ordering.
- Compatible with Vesper, InLine, Profiles, M Series*, M Series Reserve, PL Series*, PL Portray, AiO Cabinet*, Vitality Cabinet*
- Cabinets marked with * are only compatible when Recess Mounted
- Recessed Mount - Rough Opening - 22-1/2" W x 71-1/4" H x 4" D (572 mm W x 1810 mm H x 102 mm D)
- Semi-Recessed Mount not available for D4 cabinet



Scan the QR code to see the rough opening and electrical details found in the M Series Reserve cabinet installation instructions.

Use the camera app on your mobile device to look at this QR code. This will allow you to quickly access web pages and other relevant documents.