

TABLE OF CONTENTS

POLICIES	PAGE	FILTRATION FAUCETS	PAGE
UMRP	2	Traditional.....	103-110
Drop Ship Policy	3	Contemporary.....	111-112, 115
Terms and Conditions	4	Industrial	113-114
Order Fulfillment Policy	5		
Lifetime Functional Warranty	6	POTFILLERS	
Finish Warranties	7	Wall Mounted Potfillers	116-117
		Counter Mounted Potfillers	118
QUICK REFERENCE PRICING			
New Products	8-9	ACCESSORIES	
Prices Listed by Model Number	10-23	Air Gaps	119-121
		Air Switches	122
PLP PULLDOWN FAUCETS		Side Sprays	123
Wheel Pulldowns	24-26	Soap/Lotion Dispensers.....	124-125
Traditional	27-28, 32-34	Escutcheon Plates.....	126-127
Contemporary	29-31, 35-41	Hole Covers	128
Industrial/Modern	42-61		
		UNDER SINK SYSTEMS	
GANTRY® PULLDOWN FAUCETS		Ultimate System.....	129
Contemporary.....	62-64	Insta-Hot System	129
Traditional.....	65-67	Filtration System	129
		Hot Tank.....	130
BRIDGE FAUCETS		Safety Valve Leak Detector	130
Traditional.....	68-75	Multi-Stage Filtration Unit	131
Contemporary.....	76-79		
		CABINET HARDWARE	
KITCHEN FAUCETS		Knobs	132-134
Contemporary.....	80-83	Pulls.....	135-137
Traditional.....	84-87		
Two Handle.....	88-91	APPLIANCE PULLS	
		Contemporary Appliance Pulls	138
PREP FAUCETS		Traditional Appliance Pulls	139
Contemporary.....	92-94		
Traditional.....	95-97	FINISHES	
		Care and Cleaning	140-143
BAR FAUCETS		Finish Price Groups	144
Traditional.....	98-100		
Contemporary.....	101		
Industrial	102		

Unilateral Minimum Retail Price (UMRP)

This policy became effective on January 1st 2017, all distributors and dealers doing business with WATERSTONE on and after that date are bound to the terms and conditions of this policy.

Waterstone Faucets is dedicated to providing our distributors and dealers with the highest quality, most innovative products sold through superior sales and marketing support. With this company objective in mind, Waterstone Faucets is introducing its Unilateral Minimum Retail Price (UMRP) Policy in order to maintain proper positioning of our products in the marketplace, to define guidelines for the use of Waterstone patented, trademarked and copyrighted product and materials, and to solidify and preserve a consistent value for our distributors and dealers.

UNILATERAL POLICY GUIDELINES -

Each distributor and dealer remains free to determine for itself the resale prices at which it will sell and promote its products and each distributor or dealer is free to independently decide whether or not to follow the WATERSTONE UMRP policy. WATERSTONE does not ask for, nor will it accept, any assurance of compliance or agreement from a distributor or dealer regarding the UMRP policy. WATERSTONE is unilaterally implementing the Policy. WATERSTONE will determine whether or not distributors and dealers are in violation of the UMRP policy and will enforce the policy as it is warranted. All Decisions by WATERSTONE to take action for a violation of the UMRP Policy are final. There will be no negotiations.

The UMRP policy applies to discounted products, clearance items and closeouts. Waterstone has a very liberal return and repair policy. Products may be sent to us for repair to return them to their original saleable condition, therefore, the need for clearances and closeouts is unwarranted.

UMRP POLICY TERMS AND CONDITIONS -

WATERSTONE has established a Minimum Advertised Price (MAP) for all products. The Waterstone MAP is calculated at .75 times (25%) off current Waterstone Retail List Price in effect. This means that the advertised "Net Price" to the end user (The Waterstone Retail list price less all discounts, coupons, allowances, and free goods or services offered with Waterstone Products) must not be below the current WATERSTONE MAP.

WATERSTONE may engage in monitoring of advertised prices of Product sales in all channels, whether directly or via the use of third parties. Third parties retained by WATERSTONE may engage in monitoring of Product sales by distributors and dealers to verify that the terms of this Policy are being upheld. WATERSTONE reserves the right to change the MAP on 30 days written notice.

The UMRP policy applies to any and all advertisements, quotes, bids, estimates and invoices in all media including, but not limited to, inserts, newspapers, magazines, catalogs, public signage, billboards, and any other print media, television, radio, email, internet websites or other commerce, flyers, posters, coupons, brochures, and use of hypertext transfer protocol or internal links to a web based shopping cart and any other electronic media.

At no time may a distributor or dealer make any statements or other indication on any advertisements that a price below WATERSTONE'S MAP can be obtained by contacting the distributor or dealer, visiting the distributor or dealer showroom, clicking through to another price on a website, or any other means. A distributor or dealer may not use any WATERSTONE name(s), trademark(s), logo(s), patent(s) or products names(s), in a way that is not in accordance with this Policy or violates WATERSTONE'S MAP. This includes all product images, brand logos and any and all copyrighted materials.

VIOLATIONS -

In the event that a distributor or dealer violates this policy:

FIRST VIOLATION – WATERSTONE will notify the offending distributor or dealer in writing of the violation. The distributor or dealer will have ten (10) calendar days to correct the violation of the UMRP Policy and comply with WATERSTONE MAP.

If the distributor or dealer fails to correct the violation within the provided time, WATERSTONE will decrease the discounted price at which the distributor or dealer purchases WATERSTONE products by 10 percent for a period of ninety (90) calendar days. Additionally, WATERSTONE will remove the distributor or dealer from all links and listing on WATERSTONE'S website, and the distributor or dealer will be suspended from all sales programs offered to the distributor or dealer including but not limited to rebates, early pay incentives, freight programs, and sales incentives.

If at the end of the 90 day suspension period the distributor or dealer has complied with the policy and not otherwise violated the MAP, then the distributor or dealer will be reinstated to full status, and the suspended distributor or dealer programs will be re-started.

However, if the distributor or dealer continues to be in violation of the UMRP policy at the end of the ninety (90) day suspension period, it will be considered a second violation.

SECOND VIOLATION – At this time all pending orders will be immediately cancelled, and WATERSTONE will not accept any new orders. WATERSTONE will notify the distributor or dealer in writing and at its own discretion and without liability under any existing contracts or agreements, initiate the process to terminate the distributor or dealer authorization to sell WATERSTONE products.

Drop Ship Policy

WATERSTONE DROP SHIPMENT OUT OF REPRESENTATIVES REGION POLICY

1. Waterstone is committed to keeping our direct customers "selling field" as level and even as possible. Our customers invest in product displays, inventory, training of their sales staff, etc. Therefore, we wish to assist our customer's efforts to obtain excellent margins when selling our products.

2. Waterstone will accept all orders from our direct purchase customers in qualified credit status and ship those orders to the customer's immediate local trading area. Any customer may certainly re-ship our product(s) after they receive them at their location of business.

3. We will drop ship our product(s) for our direct purchase customer(s) within the geographic boundaries of their assigned Representatives Selling Region. We will not drop ship outside of these areas.

Terms and Conditions

PAYMENT TERMS:

Early payments receive a 1% discount if received within 10 days DOI. Regular payment terms are Net 30 days, DOI with credit approval (1% Discount not available for Credit Card Payments). Waterstone also accepts payments made by VISA, MASTERCARD, AMERICAN EXPRESS and DISCOVER credit cards. Waterstone shall have the option to charge 1 ½% interest on all past due accounts monthly. In the event of legal action to collect any past due amounts, the buyer shall be responsible for all attorney Collection fees, court costs or other fees reasonable and proper for such collection(s).

FREIGHT:

All orders are F.O.B. Murrieta, CA. In general, all goods are shipped UPS ground unless otherwise specified by the customers Purchase Order. Shipments that can be consolidated to a pallet size may be shipped via common carrier. Customer preferred shippers or method of shipment will be accommodated providing such preference is listed on the customers Purchase Order.

PRICING:

All prices and terms are subject to change without notice.

CLAIMS:

All claims for shortages or damages must be made within ten (10) days from receipt of merchandise. Claims for merchandise delivered damaged must be filed with the delivery carrier within 7 days. Request an immediate inspection by the carrier.

RETURNS:

All returns are subject to the terms and conditions of the Waterstone warranty. A RETURNED GOODS AUTHORIZATION number (RGA #) must be obtained by the customer from the Waterstone Customer Care Department prior to any merchandise return. The RGA # must appear on the return packing slip/document and a copy of the approved pending RGA form must be in the box with the returned unit. Upon inspection, Waterstone, at its option will either repair or replace the item if the defect falls under the guidelines of the warranty. New, unused and sealed merchandise in its original packaging of current design accepted by the Company for return is subject to a 35% restocking charge. If the product returned is damaged by the recipient or damaged in transit for return, Waterstone has the right to rescind the restock fee and charge up to the full purchase price of the unit. All credits provided for returned product or otherwise are only valid for 90 days from date of approval and issue by Waterstone. If unused by the recipient after 90 days the credit is null and void, and the RGA product will not be returned. Credits can only be used for Waterstone merchandise.

MINIMUM ORDER:

Order minimum is \$ 50.00 on open account.

DEFAULT:

If a customer is in default under any order of contract with Waterstone, or if Waterstone at any time shall not be satisfied with its customer's financial condition or responsibility, Waterstone shall have the right, without prejudice, to legal remedy including suspending deliveries until such default or condition is remedied.

TITLE:

All merchandise is sold subject to these conditions and shall remain the property of Waterstone until paid for in full, with the provision that all risk of loss or damage to merchandise is assumed by the customer.

Order Fulfillment Policy

1. The customer's order will be entered into the order fulfillment system on the day the order is received, providing the order is received by 2pm Pacific Standard Time.
2. An order confirmation will be faxed or emailed to the customer within one working day of the entry of the order into the order fulfillment system. The order confirmation will contain anticipated ship date information and a listing of all items and the customer's cost pricing of these items.
3. The factory will endeavor to ship all orders received as quickly and completely as possible in a single shipment.
4. The factory will ship a customer's order complete whenever the customer places such a request in the body of their purchase order. Without this specific written request, Waterstone will ship partial shipments as they become available.

Lifetime Functional Warranty

Since 1999, Waterstone has manufactured the highest quality kitchen faucets in the USA. We support our workmanship with a Limited Lifetime Functional Warranty. All Waterstone products manufactured by Waterstone carry a Limited Lifetime Guarantee against functional defects in material or workmanship in a residential application. Waterstone products will be free from defects in material and manufacturing workmanship, however, any damage due to improper installation, product abuse, product misuse, improper maintenance, alterations or accidents by a contractor, service company, or homeowner, are excluded from this warranty. Proof of purchase, from the original consumer, must accompany all warranty claims.

In the event of a problem with the product, Waterstone has the option to repair or replace the defective part/product, at our discretion, and may require the product be returned for inspection. If the product should develop any leaks or functionality issues, Waterstone will provide the necessary parts, at no cost, in order to return the faucet to fully functional condition.

Waterstone is not responsible for any labor charges incurred by the purchaser to repair, replace, install or remove the product(s). Waterstone is not responsible for any indirect, incidental or consequential damages, losses, injury or costs, of any nature, relating to the product, except as provided by law. This warranty is in lieu of and excludes all other warranties, conditions and guarantees, whether expressed or implied, statutory or otherwise, including, without restriction, those of merchantability or of fitness for use.

This warranty is valid only when products are purchased through an Authorized Waterstone Dealer/Distributor. Waterstone will not honor this warranty if the products are purchased from any unauthorized dealer, third-party vendor or online seller. The warranty applies to Waterstone faucets installed in the United States of America, Canada and Mexico only.

Products not manufactured by Waterstone, but distributed by Waterstone will carry only the original manufacturer's warranty.

WARNING - Since 2005, Waterstone has continued to advise all of our customers against the installation of any brand of in-line water chiller unit with our faucets. Compressor style chiller units have been proven to arbitrarily exceed the standard household in-line pressure ratings, causing the faucet inlet connection line to burst and create the potential for water damage claims in the field.

INSTALLATION OR USE OF AN IN-LINE WATER CHILLER WITH A WATERSTONE FAUCET, OF ANY KIND, WILL VOID THE WARRANTY. Waterstone will only recommend the installation of a water chiller in the vented side (in place of a hot tank) with one of our Hot Only or Hot and Cold Filtration Faucet models.

This warranty gives you specific legal rights, and you may also have other rights which vary from state/province to state/province. The above limitations or exclusions may not apply to you.

For warranty claims or replacement parts, contact Waterstone customer service:

1-888-304-0660

support@waterstoneco.com

Hours are from 6:00am to 5pm PST

Waterstone Faucets, LLC

41180 Raintree Court

Murrieta, CA 92562

For a warranty claim for finish, a valid dated bill of sale or receipt from purchase must accompany any warranty request. This warranty is for normal wear and tear of finish surface, the warranty will be void for unintended use damage, lack of cleaning or improper cleaning and maintenance techniques directly resulting in a damaged finish.

LIFETIME WARRANTY

Waterstone carries a lifetime warranty on the following finishes:

Chrome - CH

Stainless Steel - SS

7 YEAR WARRANTY

Waterstone carries a 7 year warranty for the original purchaser from the date of sale. Warranty applies to normal wear for the following finishes:

Antique Brass - AB

Antique Copper - AC

American Bronze - AMB

Antique Pewter - AP

Black Nickel - BLN

Chocolate Bronze - CHB

Classic Bronze - CLZ

Distressed Antique Brass - DAB

Distressed Antique Copper - DAC

Distressed American Bronze - DAMB

Distressed Antique Pewter - DAP

Gloss Black - GB

Graphite - GR

Matte Black - MB

Polished Brass - PB

Polished Copper - PC

Polished Nickel - PN

Rose - RS

Satin Brass - SB

Satin Chrome - SC

Satin Nickel - SN

Venetian Bronze - VB

NO WARRANTY

Waterstone does not offer a warranty on living or gold finishes. The rate of deterioration will vary either from exposure to chemicals, perspiration, climate conditions, or other factors. Tarnishing or excessive wear of these finishes is therefore, not a defect, but a normal process, which is unavoidable. Under these circumstances, products will not be repaired or replaced under warranty for normal tarnishing or wear finishes.

Antique Bronze - ABZ

Caribbean Bronze - CB

Black-Oiled Rubbed Bronze - ORB

Polished Gold - PG

Satin Gold - SG

Tuscan Brass - TB

Unlacquered Polished Brass - UPB

Weathered Brass - WB

Weathered Copper - WC

SPLIT FINISHES

Standard split finish warranty applies to the lesser of the two finishes. Custom split finishes have no warranty and are not eligible for returns.

Chrome - CH

Classic Bronze - CLZ

Matte Black - MB

Polished Nickel - PN

Satin Nickel - SN

Satin Nickel - SN

Stainless Steel - SS



5125

ENDEAVOR WHEEL FAUCET
TOGGLE SPRAYER

ENDEAVOR

At Waterstone, we don't play it safe. We like to drive fast and leave the competition behind. Our latest creation is a high-performance faucet that looks like it could rev right off the counter. The new Endeavor Wheel Pulldown Faucet raises the bar to legendary levels and is a salute to America's love for motorcycles and muscle cars. The mono-spoke wheel design combines the straight lines of an open road with smooth curves of the mountains to create a classic work of art. The Wheel's fender encases the hose and pulley to give it a clean and minimalist look - without losing any of the functionality you demand.



5130

ENDEAVOR WHEEL FAUCET
LEVER SPRAYER



Waterstone's new PLP Pulldown Faucets are ideal for any home design with a simplistic look and uncluttered lifestyle. A modified version of our existing contemporary models, the Industrial and Modern PLP Pulldowns have a thin, sleek faucet body design. Available in two styles. A clean, modern style or industrial with a touch of modern diamond knurling.



INDUSTRIAL MODELS

- 9300 Extended Reach PLP Pulldown / Toggle Sprayer
- 9400 Standard Reach PLP Pulldown / Toggle Sprayer
- 9410 Standard Reach PLP Pulldown / Angled Spout / Toggle Sprayer
- 9700 Extended Reach PLP Pulldown / Lever Sprayer
- 9800 Standard Reach PLP Pulldown / Lever Sprayer
- 9810 Standard Reach PLP Pulldown / Angled Spout / Lever Sprayer
- 9900 Prep Size PLP Pulldown / Toggle Sprayer
- 9910 Prep Size PLP Pulldown / Angled Spout / Toggle Sprayer
- 9930 Prep Size PLP Pulldown / Lever Sprayer
- 9940 Prep Size PLP Pulldown / Angled Spout / Lever Sprayer



MODERN MODELS

- 9350 Extended Reach PLP Pulldown / Toggle Sprayer
- 9450 Standard Reach PLP Pulldown / Toggle Sprayer
- 9460 Standard Reach PLP Pulldown / Angled Spout / Toggle Sprayer
- 9750 Extended Reach PLP Pulldown / Lever Sprayer
- 9850 Standard Reach PLP Pulldown / Lever Sprayer
- 9860 Standard Reach PLP Pulldown / Angled Spout / Lever Sprayer
- 9950 Prep Size PLP Pulldown / Toggle Sprayer
- 9960 Prep Size PLP Pulldown / Angled Spout / Toggle Sprayer
- 9980 Prep Size PLP Pulldown / Lever Sprayer
- 9990 Prep Size PLP Pulldown / Angled Spout / Lever Sprayer

Pricing by Model



MODEL	NAME	GRP 1	GRP 2	SS	SPEC PG.
1000	ULTIMATE UNDER SINK SYSTEM	1030			129
1100C	ANNAPOLIS COLD ONLY FILTRATION FAUCET - LEVER HANDLE	676	712	N/A	103
1100H	ANNAPOLIS HOT ONLY FILTRATION FAUCET - LEVER HANDLE	703	741	N/A	103
1100HC	ANNAPOLIS HOT AND COLD FILTRATION FAUCET - LEVER HANDLES	790	832	N/A	103
1150C	ANNAPOLIS COLD ONLY FILTRATION FAUCET - CROSS HANDLE	709	744	N/A	104
1150H	ANNAPOLIS HOT ONLY FILTRATION FAUCET - CROSS HANDLE	730	769	N/A	104
1150HC	ANNAPOLIS HOT AND COLD FILTRATION FAUCET - CROSS HANDLES	819	861	N/A	104
1200C	HAMPTON COLD ONLY FILTRATION FAUCET - LEVER HANDLE	612	644	N/A	105
1200H	HAMPTON HOT ONLY FILTRATION FAUCET - LEVER HANDLE	654	688	N/A	105
1200HC	HAMPTON HOT AND COLD FILTRATION FAUCET - LEVER HANDLES	741	780	N/A	105
1202C	PEMBROKE COLD ONLY FILTRATION FAUCET - LEVER HANDLE	679	715	N/A	107
1202H	PEMBROKE HOT ONLY FILTRATION FAUCET - LEVER HANDLE	738	777	N/A	107
1202HC	PEMBROKE HOT AND COLD FILTRATION FAUCET - LEVER HANDLES	829	873	N/A	107
1250C	HAMPTON COLD ONLY FILTRATION FAUCET - CROSS HANDLE	641	675	N/A	106
1250H	HAMPTON HOT ONLY FILTRATION FAUCET - CROSS HANDLE	681	717	N/A	106
1250HC	HAMPTON HOT AND COLD FILTRATION FAUCET - CROSS HANDLES	768	809	N/A	106
1252C	PEMBROKE COLD ONLY FILTRATION FAUCET - CROSS HANDLE	705	742	N/A	108
1252H	PEMBROKE HOT ONLY FILTRATION FAUCET - CROSS HANDLE	759	800	N/A	108
1252HC	PEMBROKE HOT AND COLD FILTRATION FAUCET - CROSS HANDLES	854	906	N/A	108
1300	ANNAPOLIS BAR FAUCET - LEVER HANDLES	927	976	N/A	98
1350	ANNAPOLIS BAR FAUCET - CROSS HANDLES	955	1006	N/A	98
1400C	PARCHE COLD ONLY FILTRATION FAUCET - LEVER HANDLE	587	618	769	111
1400H	PARCHE HOT ONLY FILTRATION FAUCET - LEVER HANDLE	642	676	830	111
1400HC	PARCHE HOT AND COLD FILTRATION FAUCET - LEVER HANDLES	697	734	892	111
1425C	FULTON COLD ONLY FILTRATION FAUCET - LEVER HANDLE	627	660	811	112
1425H	FULTON HOT ONLY FILTRATION FAUCET - LEVER HANDLE	681	717	873	112
1425HC	FULTON HOT AND COLD FILTRATION FAUCET - LEVER HANDLES	736	775	934	112
1450C	INDUSTRIAL COLD ONLY FILTRATION FAUCET - C-SPOUT	633	667	830	113
1450H	INDUSTRIAL HOT ONLY FILTRATION FAUCET - C-SPOUT	693	730	896	113
1450HC	INDUSTRIAL HOT AND COLD FILTRATION FAUCET - C-SPOUT	752	792	963	113
1455C	INDUSTRIAL COLD ONLY FILTRATION FAUCET - 2 BEND U-SPOUT	676	712	886	114
1455H	INDUSTRIAL HOT ONLY FILTRATION FAUCET - 2 BEND U-SPOUT	742	781	958	114
1455HC	INDUSTRIAL HOT AND COLD FILTRATION FAUCET - 2 BEND U-SPOUT	803	846	1030	114
1500	HAMPTON BAR FAUCET - LEVER HANDLES	827	871	N/A	98

FINISH GROUPINGS

GROUP 1: AB, ABZ, CH, ORB, SC, TB, WB

GROUP 2: AC, AMB, AP, BLN, CB, CHB, CLZ, DAB, DAC, DAMB, DAP, GB, GR, MB, PB, PC, PN, RS, SB, SN, UPB, VB, WC

PRECIOUS METALS: PG, SG (EMAIL FOR PRICING: wscustomerpo@waterstoneco.com)

STAINLESS STEEL: SS (CONTEMPORARY ONLY)

STANDARD SPLIT FINISH: +10% OF HIGHER GROUP PRICE

WSRPL-090119

MODEL	NAME	GRP 1	GRP 2	SS	SPEC PG.
1502	PEMBROKE BAR FAUCET - LEVER HANDLES	864	910	N/A	100
1550	HAMPTON BAR FAUCET - CROSS HANDLES	874	920	N/A	99
1552	PEMBROKE BAR FAUCET - CROSS HANDLES	903	951	N/A	100
1600	PARCHE BAR FAUCET	821	865	1015	101
1625	FULTON BAR FAUCET	832	876	1045	101
1650	INDUSTRIAL BAR FAUCET - C-SPOUT	903	951	1228	102
1655	INDUSTRIAL BAR FAUCET - 2 BEND U-SPOUT	914	963	1265	102
1700C	TOWSON COLD ONLY FILTRATION FAUCET - LEVER HANDLE	854	899	N/A	109
1700H	TOWSON HOT ONLY FILTRATION FAUCET - LEVER HANDLE	908	956	N/A	109
1700HC	TOWSON HOT AND COLD FILTRATION FAUCET - LEVER HANDLES	1007	1061	N/A	109
1750C	TOWSON COLD ONLY FILTRATION FAUCET - CROSS HANDLE	878	925	N/A	110
1750H	TOWSON HOT ONLY FILTRATION FAUCET - CROSS HANDLE	845	995	N/A	110
1750HC	TOWSON HOT AND COLD FILTRATION FAUCET - CROSS HANDLES	1083	1141	N/A	110
1800	TOWSON BAR FAUCET - LEVER HANDLES	1089	1147	N/A	99
1850	TOWSON BAR FAUCET - CROSS HANDLES	1150	1211	N/A	99
1900C	HUNLEY COLD ONLY FILTRATION FAUCET - LEVER HANDLES	835	879	1131	115
1900H	HUNLEY HOT ONLY FILTRATION FAUCET - LEVER HANDLES	884	931	1156	115
1900HC	HUNLEY HOT AND COLD FILTRATION FAUCET - LEVER HANDLES	938	988	1194	115
2000	INSTA-HOT UNDER SINK SYSTEM	685			129
2100	TRADITIONAL RO FILTRATION AIR GAP	324	341	N/A	121
2200	CONTEMPORARY RO FILTRATION AIR GAP	308	324	402	121
2500	HUNLEY BAR FAUCET	1105	1163	1369	101
3000	FILTRATION UNDER SINK SYSTEM	505			129
3010	CONTEMPORARY AIR SWITCH	378	398	525	122
3020	CONTEMPORARY SINGLE PORT AIR GAP	239	249	274	119
3025	CONTEMPORARY SIDE SPRAY	603	635	998	123
3030	CONTEMPORARY DUAL PORT AIR GAP	287	297	323	120
3080	CONTEMPORARY HOLE COVER	118	125	144	128
3100	TRADITIONAL WALL MOUNTED POTFILLER - LEVER HANDLE	1690	1779	N/A	116
3150	TRADITIONAL WALL MOUNTED POTFILLER - CROSS HANDLE	1614	1699	N/A	116
3200	CONTEMPORARY WALL MOUNTED POTFILLER	1572	1655	1882	117
3250	INDUSTRIAL WALL MOUNTED POTFILLER	1621	1703	1942	117
3300	TRADITIONAL COUNTER MOUNTED POTFILLER - LEVER HANDLE	1680	1769	N/A	118
3350	TRADITIONAL COUNTER MOUNTED POTFILLER - CROSS HANDLE	1790	1885	N/A	118

FINISH GROUPINGS

GROUP 1: AB, ABZ, CH, ORB, SC, TB, WB

GROUP 2: AC, AMB, AP, BLN, CB, CHB, CLZ, DAB, DAC, DAMB, DAP, GB, GR, MB, PB, PC, PN, RS, SB, SN, UPB, VB, WC

PRECIOUS METALS: PG, SG (EMAIL FOR PRICING: wscustomerpo@waterstoneco.com)

STAINLESS STEEL: SS (CONTEMPORARY ONLY)

STANDARD SPLIT FINISH: +10% OF HIGHER GROUP PRICE

WSRPL-090119

Pricing by Model



MODEL	NAME	GRP 1	GRP 2	SS	SPEC PG.
3400	CONTEMPORARY COUNTER MOUNTED POTFILLER	1680	1769	2004	118
3500	HUNLEY PREP FAUCET	1503	1583	1931	92
3500-1	HUNLEY PREP FAUCET W/ SIDE SPRAY	2106	2218	2929	92
3500-2	HUNLEY PREP FAUCET - 2PC. SUITE	2507	2640	3454	92
3500-3	HUNLEY PREP FAUCET - 3PC. SUITE	2885	3038	3979	92
3500-4	HUNLEY PREP FAUCET - 4PC. SUITE	3124	3287	4253	92
3600-12	HUNLEY KITCHEN FAUCET - 12" ARTICULATED SPOUT	1783	1874	2261	80
3600-12-1	HUNLEY KITCHEN FAUCET - 12" ARTICULATED SPOUT W/ SIDE SPRAY	2386	2509	3259	80
3600-12-2	HUNLEY KITCHEN FAUCET - 12" ARTICULATED SPOUT - 2PC. SUITE	2787	2931	3784	80
3600-12-3	HUNLEY KITCHEN FAUCET - 12" ARTICULATED SPOUT - 3PC. SUITE	3165	3329	4309	80
3600-12-4	HUNLEY KITCHEN FAUCET - 12" ARTICULATED SPOUT - 4PC. SUITE	3404	3578	4583	80
3600-18	HUNLEY KITCHEN FAUCET - 18" ARTICULATED SPOUT	1891	1982	2344	81
3600-18-1	HUNLEY KITCHEN FAUCET - 18" ARTICULATED SPOUT W/ SIDE SPRAY	2494	2617	3342	81
3600-18-2	HUNLEY KITCHEN FAUCET - 18" ARTICULATED SPOUT - 2PC. SUITE	2895	3039	3867	81
3600-18-3	HUNLEY KITCHEN FAUCET - 18" ARTICULATED SPOUT - 3PC. SUITE	3273	3437	4392	81
3600-18-4	HUNLEY KITCHEN FAUCET - 18" ARTICULATED SPOUT - 4PC. SUITE	3512	3686	4666	81
3700	CONTEMPORARY GANTRY PULLDOWN FAUCET - STRAIGHT SPOUT	4557	4650	5038	62
3700-2	CONTEMPORARY GANTRY PULLDOWN FAUCET - 2PC. SUITE	4958	5072	5563	62
3700-3	CONTEMPORARY GANTRY PULLDOWN FAUCET - 3PC. SUITE	5336	5470	6088	62
3700-4	CONTEMPORARY GANTRY PULLDOWN FAUCET - 4PC. SUITE	5575	5719	6362	62
3710-12	CONTEMPORARY GANTRY PULLDOWN FAUCET - 12" ARTICULATED SPOUT	4842	4941	5339	63
3710-12-2	CONTEMPORARY GANTRY PULLDOWN FAUCET - 2PC. SUITE	5243	5363	5864	63
3710-12-3	CONTEMPORARY GANTRY PULLDOWN FAUCET - 3PC. SUITE	5621	5761	6389	63
3710-12-4	CONTEMPORARY GANTRY PULLDOWN FAUCET - 4PC. SUITE	5860	6010	6663	63
3710-18	CONTEMPORARY GANTRY PULLDOWN FAUCET - 18" ARTICULATED SPOUT	4971	5073	5431	64
3710-18-2	CONTEMPORARY GANTRY PULLDOWN FAUCET - 2PC. SUITE	5372	5495	5956	64
3710-18-3	CONTEMPORARY GANTRY PULLDOWN FAUCET - 3PC. SUITE	5750	5893	6481	64
3710-18-4	CONTEMPORARY GANTRY PULLDOWN FAUCET - 4PC. SUITE	5989	6142	6755	64
3783	CONTEMPORARY 6" ESCUTCHEON PLATE	230	243	282	126
3784	CONTEMPORARY 10" ESCUTCHEON PLATE	277	292	339	126
3800	PARCHE KITCHEN FAUCET	1508	1562	1718	82
3800-1	PARCHE KITCHEN FAUCET W/ SIDE SPRAY	2111	2197	2716	82
3800-2	PARCHE KITCHEN FAUCET - 2PC. SUITE	2512	2619	3241	82
3800-3	PARCHE KITCHEN FAUCET - 3PC. SUITE	2890	3017	3766	82

FINISH GROUPINGS

GROUP 1: AB, ABZ, CH, ORB, SC, TB, WB

GROUP 2: AC, AMB, AP, BLN, CB, CHB, CLZ, DAB, DAC, DAMB, DAP, GB, GR, MB, PB, PC, PN, RS, SB, SN, UPB, VB, WC

PRECIOUS METALS: PG, SG (EMAIL FOR PRICING: wscustomerpo@waterstoneco.com)

STAINLESS STEEL: SS (CONTEMPORARY ONLY)

STANDARD SPLIT FINISH: +10% OF HIGHER GROUP PRICE

WSRPL-090119

MODEL	NAME	GRP 1	GRP 2	SS	SPEC PG.
3800-4	PARCHE KITCHEN FAUCET - 4PC. SUITE	3129	3266	4040	82
3825	FULTON KITCHEN FAUCET	1562	1616	1775	83
3825-1	FULTON KITCHEN FAUCET W/ SIDE SPRAY	2165	2251	2773	83
3825-2	FULTON KITCHEN FAUCET - 2PC. SUITE	2566	2673	3298	83
3825-3	FULTON KITCHEN FAUCET - 3PC. SUITE	2944	3071	3823	83
3825-4	FULTON KITCHEN FAUCET - 4PC. SUITE	3183	3320	4097	83
3900	PARCHE PREP FAUCET	1400	1454	1661	93
3900-1	PARCHE PREP FAUCET W/ SIDE SPRAY	2003	2089	2659	93
3900-2	PARCHE PREP FAUCET - 2PC. SUITE	2404	2511	3184	93
3900-3	PARCHE PREP FAUCET - 3PC. SUITE	2782	2909	3709	93
3900-4	PARCHE PREP FAUCET - 4PC. SUITE	3021	3158	3983	93
3925	FULTON PREP FAUCET	1454	1508	1718	94
3925-1	FULTON PREP FAUCET W/ SIDE SPRAY	2057	2143	2716	94
3925-2	FULTON PREP FAUCET - 2PC. SUITE	2458	2565	3241	94
3925-3	FULTON PREP FAUCET - 3PC. SUITE	2836	2963	3766	94
3925-4	FULTON PREP FAUCET - 4PC. SUITE	3075	3212	4040	94
4010	TRADITIONAL AIR SWITCH	418	440	N/A	122
4020	TRADITIONAL SINGLE PORT AIR GAP	265	279	N/A	119
4025	TRADITIONAL SIDE SPRAY	603	635	N/A	123
4030	TRADITIONAL DUAL PORT AIR GAP	286	302	N/A	120
4055	TRADITIONAL SOAP/LOTION DISPENSER - STRAIGHT SPOUT	474	499	N/A	124
4060	TRADITIONAL SOAP/LOTION DISPENSER - HOOK SPOUT	474	499	N/A	124
4065	CONTEMPORARY SOAP/LOTION DISPENSER	401	422	525	124
4070	TRADITIONAL DECORATIVE HOLE COVER - COMPASS BUTTON	104	110	N/A	128
4080	TRADITIONAL DECORATIVE HOLE COVER - FINISH BUTTON	109	115	N/A	128
4100-12	TOWSON KITCHEN FAUCET - 12" ARTICULATED SPOUT	1740	1832	N/A	84
4100-12-1	TOWSON KITCHEN FAUCET - 12" ARTICULATED SPOUT W/ SIDE SPRAY	2343	2467	N/A	84
4100-12-2	TOWSON KITCHEN FAUCET - 12" ARTICULATED SPOUT - 2PC. SUITE	2817	2966	N/A	84
4100-12-3	TOWSON KITCHEN FAUCET - 12" ARTICULATED SPOUT - 3PC. SUITE	3235	3406	N/A	84
4100-12-4	TOWSON KITCHEN FAUCET - 12" ARTICULATED SPOUT - 4PC. SUITE	3500	3685	N/A	84
4100-18	TOWSON KITCHEN FAUCET - 18" ARTICULATED SPOUT	1843	1940	N/A	85
4100-18-1	TOWSON KITCHEN FAUCET - 18" ARTICULATED SPOUT W/ SIDE SPRAY	2446	2575	N/A	85
4100-18-2	TOWSON KITCHEN FAUCET - 18" ARTICULATED SPOUT - 2PC. SUITE	2920	3074	N/A	85
4100-18-3	TOWSON KITCHEN FAUCET - 18" ARTICULATED SPOUT - 3PC. SUITE	3338	3514	N/A	85

FINISH GROUPINGS

GROUP 1: AB, ABZ, CH, ORB, SC, TB, WB

GROUP 2: AC, AMB, AP, BLN, CB, CHB, CLZ, DAB, DAC, DAMB, DAP, GB, GR, MB, PB, PC, PN, RS, SB, SN, UPB, VB, WC

PRECIOUS METALS: PG, SG (EMAIL FOR PRICING: wscustomerpo@waterstoneco.com)

STAINLESS STEEL: SS (CONTEMPORARY ONLY)

STANDARD SPLIT FINISH: +10% OF HIGHER GROUP PRICE

WSRPL-090119

Pricing by Model



MODEL	NAME	GRP 1	GRP 2	SS	SPEC PG.
4100-18-4	TOWSON KITCHEN FAUCET - 18" ARTICULATED SPOUT - 4PC. SUITE	3603	3793	N/A	85
4200	ANNAPOLIS KITCHEN FAUCET	1567	1616	N/A	86
4200-1	ANNAPOLIS KITCHEN FAUCET W/ SIDE SPRAY	2170	2251	N/A	86
4200-2	ANNAPOLIS KITCHEN FAUCET - 2PC. SUITE	2644	2750	N/A	86
4200-3	ANNAPOLIS KITCHEN FAUCET - 3PC. SUITE	3062	3190	N/A	86
4200-4	ANNAPOLIS KITCHEN FAUCET - 4PC. SUITE	3327	3469	N/A	86
4300	HAMPTON KITCHEN FAUCET	1540	1594	N/A	87
4300-1	HAMPTON KITCHEN FAUCET W/ SIDE SPRAY	2143	2229	N/A	87
4300-2	HAMPTON KITCHEN FAUCET - 2PC. SUITE	2617	2728	N/A	87
4300-3	HAMPTON KITCHEN FAUCET - 3PC. SUITE	3035	3168	N/A	87
4300-4	HAMPTON KITCHEN FAUCET - 4PC. SUITE	3300	3447	N/A	87
4400	TRADITIONAL GANTRY PULLDOWN FAUCET - HOOK SPOUT	4014	4096	N/A	65
4400-2	TRADITIONAL GANTRY PULLDOWN FAUCET - 2PC. SUITE	4488	4595	N/A	65
4400-3	TRADITIONAL GANTRY PULLDOWN FAUCET - 3PC. SUITE	4906	5035	N/A	65
4400-4	TRADITIONAL GANTRY PULLDOWN FAUCET - 4PC. SUITE	5171	5314	N/A	65
4410-12	TRADITIONAL GANTRY PULLDOWN FAUCET - 12" ARTICULATED SPOUT	4622	4717	N/A	66
4410-12-2	TRADITIONAL GANTRY PULLDOWN FAUCET - 2PC. SUITE	5096	5216	N/A	66
4410-12-3	TRADITIONAL GANTRY PULLDOWN FAUCET - 3PC. SUITE	5514	5656	N/A	66
4410-12-4	TRADITIONAL GANTRY PULLDOWN FAUCET - 4PC. SUITE	5779	5935	N/A	66
4410-18	TRADITIONAL GANTRY PULLDOWN FAUCET - 18" ARTICULATED SPOUT	4751	4848	N/A	67
4410-18-2	TRADITIONAL GANTRY PULLDOWN FAUCET - 2PC. SUITE	5225	5347	N/A	67
4410-18-3	TRADITIONAL GANTRY PULLDOWN FAUCET - 3PC. SUITE	5643	5787	N/A	67
4410-18-4	TRADITIONAL GANTRY PULLDOWN FAUCET - 4PC. SUITE	5908	6066	N/A	67
4500	PRV - PRESSURE REGULATOR VALVE	135			130
4700	TOWSON PREP FAUCET	1535	1616	N/A	95
4700-1	TOWSON PREP FAUCET W/ SIDE SPRAY	2138	2251	N/A	95
4700-2	TOWSON PREP FAUCET - 2PC. SUITE	2612	2750	N/A	95
4700-3	TOWSON PREP FAUCET - 3PC. SUITE	3030	3190	N/A	95
4700-4	TOWSON PREP FAUCET - 4PC. SUITE	3295	3469	N/A	95
4783	TRADITIONAL 6" ESCUTCHEON PLATE	247	260	N/A	127
4784	TRADITIONAL 10" ESCUTCHEON PLATE	303	319	N/A	127
4800	ANNAPOLIS PREP FAUCET	1508	1562	N/A	96
4800-1	ANNAPOLIS PREP FAUCET W/ SIDE SPRAY	2111	2197	N/A	96
4800-2	ANNAPOLIS PREP FAUCET - 2PC. SUITE	2585	2696	N/A	96

FINISH GROUPINGS

GROUP 1: AB, ABZ, CH, ORB, SC, TB, WB

GROUP 2: AC, AMB, AP, BLN, CB, CHB, CLZ, DAB, DAC, DAMB, DAP, GB, GR, MB, PB, PC, PN, RS, SB, SN, UPB, VB, WC

PRECIOUS METALS: PG, SG (EMAIL FOR PRICING: wscustomerpo@waterstoneco.com)

STAINLESS STEEL: SS (CONTEMPORARY ONLY)

STANDARD SPLIT FINISH: +10% OF HIGHER GROUP PRICE

WSRPL-090119

MODEL	NAME	GRP 1	GRP 2	SS	SPEC PG.
4800-3	ANNAPOLIS PREP FAUCET - 3PC. SUITE	3003	3136	N/A	96
4800-4	ANNAPOLIS PREP FAUCET - 4PC. SUITE	3268	3415	N/A	96
4900	HAMPTON PREP FAUCET	1454	1508	N/A	97
4900-1	HAMPTON PREP FAUCET W/ SIDE SPRAY	2057	2143	N/A	97
4900-2	HAMPTON PREP FAUCET - 2PC. SUITE	2531	2642	N/A	97
4900-3	HAMPTON PREP FAUCET - 3PC. SUITE	2949	3082	N/A	97
4900-4	HAMPTON PREP FAUCET - 4PC. SUITE	3214	3361	N/A	97
5000	HOT TANK	575			130
5100	TRADITIONAL WHEEL PULLDOWN FAUCET	5772	5890	N/A	24
5100-2	TRADITIONAL WHEEL PULLDOWN FAUCET - 2PC. SUITE	6246	6389	N/A	24
5100-3	TRADITIONAL WHEEL PULLDOWN FAUCET - 3PC. SUITE	6664	6829	N/A	24
5100-4	TRADITIONAL WHEEL PULLDOWN FAUCET - 4PC. SUITE	6929	7108	N/A	24
5125	ENDEAVOR WHEEL PULLDOWN FAUCET - TOGGLE SPRAYER	6620	6750	N/A	25
5125-2	ENDEAVOR WHEEL PULLDOWN FAUCET - TOGGLE SPRAYER - 2PC. SUITE	7021	7172	N/A	25
5125-3	ENDEAVOR WHEEL PULLDOWN FAUCET - TOGGLE SPRAYER - 3PC. SUITE	7399	7570	N/A	25
5125-4	ENDEAVOR WHEEL PULLDOWN FAUCET - TOGGLE SPRAYER - 4PC. SUITE	7638	7819	N/A	25
5130	ENDEAVOR WHEEL PULLDOWN FAUCET - LEVER SPRAYER	6775	6900	N/A	26
5130-2	ENDEAVOR WHEEL PULLDOWN FAUCET - LEVER SPRAYER - 2PC. SUITE	7176	7322	N/A	26
5130-3	ENDEAVOR WHEEL PULLDOWN FAUCET - LEVER SPRAYER - 3PC. SUITE	7554	7720	N/A	26
5130-4	ENDEAVOR WHEEL PULLDOWN FAUCET - LEVER SPRAYER - 4PC. SUITE	7793	7969	N/A	26
5200	TRADITIONAL PREP SIZE PLP PULLDOWN FAUCET	2230	2274	N/A	27
5200-2	TRADITIONAL PREP SIZE PLP PULLDOWN FAUCET - 2PC. SUITE	2704	2773	N/A	27
5200-3	TRADITIONAL PREP SIZE PLP PULLDOWN FAUCET - 3PC. SUITE	3122	3213	N/A	27
5200-4	TRADITIONAL PREP SIZE PLP PULLDOWN FAUCET - 4PC. SUITE	3387	3492	N/A	27
5210	TRADITIONAL PREP SIZE PLP PULLDOWN FAUCET - ANGLED SPOUT	2295	2342	N/A	28
5210-2	TRADITIONAL PREP SIZE PLP PULLDOWN FAUCET - 2PC. SUITE	2769	2841	N/A	28
5210-3	TRADITIONAL PREP SIZE PLP PULLDOWN FAUCET - 3PC. SUITE	3187	3281	N/A	28
5210-4	TRADITIONAL PREP SIZE PLP PULLDOWN FAUCET - 4PC. SUITE	3452	3560	N/A	28
5300	CONTEMPORARY EXT. REACH PLP PULLDOWN FAUCET - TOGGLE SPRAYER	2478	2527	2990	29
5300-2	CONTEMPORARY EXTENDED REACH PLP PULLDOWN FAUCET - 2PC. SUITE	2879	2949	3515	29
5300-3	CONTEMPORARY EXTENDED REACH PLP PULLDOWN FAUCET - 3PC. SUITE	3257	3347	4040	29
5300-4	CONTEMPORARY EXTENDED REACH PLP PULLDOWN FAUCET - 4PC. SUITE	3496	3596	4314	29
5400	CONTEMPORARY PLP PULLDOWN FAUCET - TOGGLE SPRAYER	2234	2278	2860	30
5400-2	CONTEMPORARY PLP PULLDOWN FAUCET - TOGGLE SPRAYER - 2PC. SUITE	2635	2700	3385	30

FINISH GROUPINGS

GROUP 1: AB, ABZ, CH, ORB, SC, TB, WB

GROUP 2: AC, AMB, AP, BLN, CB, CHB, CLZ, DAB, DAC, DAMB, DAP, GB, GR, MB, PB, PC, PN, RS, SB, SN, UPB, VB, WC

PRECIOUS METALS: PG, SG (EMAIL FOR PRICING: wscustomerpo@waterstoneco.com)

STAINLESS STEEL: SS (CONTEMPORARY ONLY)

STANDARD SPLIT FINISH: +10% OF HIGHER GROUP PRICE

WSRPL-090119

Pricing by Model



MODEL	NAME	GRP 1	GRP 2	SS	SPEC PG.
5400-3	CONTEMPORARY PLP PULLDOWN FAUCET - TOGGLE SPRAYER - 3PC. SUITE	3013	3098	3910	30
5400-4	CONTEMPORARY PLP PULLDOWN FAUCET - TOGGLE SPRAYER - 4PC. SUITE	3252	3347	4184	30
5410	CONTEMPORARY PLP PULLDOWN FAUCET - ANGLED SPOUT - TOGGLE SPRAYER	2299	2346	2938	31
5410-2	CONTEMPORARY PLP PULLDOWN FAUCET - 2PC. SUITE	2700	2768	3463	31
5410-3	CONTEMPORARY PLP PULLDOWN FAUCET - 3PC. SUITE	3078	3166	3988	31
5410-4	CONTEMPORARY PLP PULLDOWN FAUCET - 4PC. SUITE	3317	3415	4262	31
5500	TRADITIONAL EXTENDED REACH PLP PULLDOWN FAUCET	2440	2490	N/A	32
5500-2	TRADITIONAL EXTENDED REACH PLP PULLDOWN FAUCET - 2PC. SUITE	2914	2989	N/A	32
5500-3	TRADITIONAL EXTENDED REACH PLP PULLDOWN FAUCET - 3PC. SUITE	3332	3429	N/A	32
5500-4	TRADITIONAL EXTENDED REACH PLP PULLDOWN FAUCET - 4PC. SUITE	3597	3708	N/A	32
5600	TRADITIONAL PLP PULLDOWN FAUCET	2320	2366	N/A	33
5600-2	TRADITIONAL PLP PULLDOWN FAUCET - 2PC. SUITE	2794	2865	N/A	33
5600-3	TRADITIONAL PLP PULLDOWN FAUCET - 3PC. SUITE	3212	3305	N/A	33
5600-4	TRADITIONAL PLP PULLDOWN FAUCET - 4PC. SUITE	3477	3584	N/A	33
5610	TRADITIONAL PLP PULLDOWN FAUCET - ANGLED SPOUT	2389	2436	N/A	34
5610-2	TRADITIONAL PLP PULLDOWN FAUCET - ANGLED SPOUT - 2PC. SUITE	2863	2935	N/A	34
5610-3	TRADITIONAL PLP PULLDOWN FAUCET - ANGLED SPOUT - 3PC. SUITE	3281	3375	N/A	34
5610-4	TRADITIONAL PLP PULLDOWN FAUCET - ANGLED SPOUT - 4PC. SUITE	3546	3654	N/A	34
5700	CONTEMPORARY EXT. REACH PLP PULLDOWN FAUCET - LEVER SPRAYER	2540	2590	3170	35
5700-2	CONTEMPORARY EXTENDED REACH PLP PULLDOWN FAUCET - 2PC. SUITE	2941	3012	3695	35
5700-3	CONTEMPORARY EXTENDED REACH PLP PULLDOWN FAUCET - 3PC. SUITE	3319	3410	4220	35
5700-4	CONTEMPORARY EXTENDED REACH PLP PULLDOWN FAUCET - 4PC. SUITE	3558	3659	4494	35
5800	CONTEMPORARY PLP PULLDOWN FAUCET - LEVER SPRAYER	2440	2490	3080	36
5800-2	CONTEMPORARY PLP PULLDOWN FAUCET - LEVER SPRAYER - 2PC. SUITE	2841	2912	3605	36
5800-3	CONTEMPORARY PLP PULLDOWN FAUCET - LEVER SPRAYER - 3PC. SUITE	3219	3310	4130	36
5800-4	CONTEMPORARY PLP PULLDOWN FAUCET - LEVER SPRAYER - 4PC. SUITE	3458	3559	4404	36
5810	CONTEMPORARY PLP PULLDOWN FAUCET - ANGLED SPOUT - LEVER SPRAYER	2515	2565	3192	37
5810-2	CONTEMPORARY PLP PULLDOWN FAUCET - 2PC. SUITE	2916	2987	3717	37
5810-3	CONTEMPORARY PLP PULLDOWN FAUCET - 3PC. SUITE	3294	3385	4242	37
5810-4	CONTEMPORARY PLP PULLDOWN FAUCET - 4PC. SUITE	3533	3634	4516	37
5900	CONTEMPORARY PREP SIZE PLP PULLDOWN FAUCET - TOGGLE SPRAYER	2224	2269	3011	38
5900-2	CONTEMPORARY PREP SIZE PLP PULLDOWN FAUCET - 2PC. SUITE	2625	2691	3536	38
5900-3	CONTEMPORARY PREP SIZE PLP PULLDOWN FAUCET - 3PC. SUITE	3003	3089	4061	38

FINISH GROUPINGS

GROUP 1: AB, ABZ, CH, ORB, SC, TB, WB

GROUP 2: AC, AMB, AP, BLN, CB, CHB, CLZ, DAB, DAC, DAMB, DAP, GB, GR, MB, PB, PC, PN, RS, SB, SN, UPB, VB, WC

PRECIOUS METALS: PG, SG (EMAIL FOR PRICING: wscustomerpo@waterstoneco.com)

STAINLESS STEEL: SS (CONTEMPORARY ONLY)

STANDARD SPLIT FINISH: +10% OF HIGHER GROUP PRICE

WSRPL-090119

MODEL	NAME	GRP 1	GRP 2	SS	SPEC PG.
5900-4	CONTEMPORARY PREP SIZE PLP PULLDOWN FAUCET - 4PC. SUITE	3242	3338	4335	38
5910	CONTEMPORARY PREP SIZE PLP PULLDOWN FAUCET - ANGLED SPOUT - TOGGLE SPRAYER	2290	2337	3067	39
5910-2	CONTEMPORARY PREP SIZE PLP PULLDOWN FAUCET - 2PC. SUITE	2691	2759	3592	39
5910-3	CONTEMPORARY PREP SIZE PLP PULLDOWN FAUCET - 3PC. SUITE	3069	3157	4117	39
5910-4	CONTEMPORARY PREP SIZE PLP PULLDOWN FAUCET - 4PC. SUITE	3308	3406	4391	39
5930	CONTEMPORARY PREP SIZE PLP PULLDOWN FAUCET - LEVER SPRAYER	2346	2394	3056	40
5930-2	CONTEMPORARY PREP SIZE PLP PULLDOWN FAUCET - 2PC. SUITE	2747	2816	3581	40
5930-3	CONTEMPORARY PREP SIZE PLP PULLDOWN FAUCET - 3PC. SUITE	3125	3214	4106	40
5930-4	CONTEMPORARY PREP SIZE PLP PULLDOWN FAUCET - 4PC. SUITE	3364	3463	4380	40
5940	CONTEMPORARY PREP SIZE PLP PULLDOWN FAUCET - ANGLED SPOUT - LEVER SPRAYER	2417	2466	3087	41
5940-2	CONTEMPORARY PREP SIZE PLP PULLDOWN FAUCET - 2PC. SUITE	2818	2888	3612	41
5940-3	CONTEMPORARY PREP SIZE PLP PULLDOWN FAUCET - 3PC. SUITE	3196	3286	4137	41
5940-4	CONTEMPORARY PREP SIZE PLP PULLDOWN FAUCET - 4PC. SUITE	3435	3535	4411	41
6100-12	TOWSON BRIDGE FAUCET - 12" ARTICULATED SPOUT - LEVER HANDLES	2646	2728	N/A	68
6100-12-1	TOWSON BRIDGE FAUCET W/ SIDE SPRAY	3249	3363	N/A	68
6100-12-2	TOWSON BRIDGE FAUCET - 2PC. SUITE	3723	3862	N/A	68
6100-12-3	TOWSON BRIDGE FAUCET - 3PC. SUITE	4141	4302	N/A	68
6100-12-4	TOWSON BRIDGE FAUCET - 4PC. SUITE	4406	4581	N/A	68
6100-18	TOWSON BRIDGE FAUCET - 18" ARTICULATED SPOUT - LEVER HANDLES	2751	2836	N/A	69
6100-18-1	TOWSON BRIDGE FAUCET - 18" ARTICULATED SPOUT W/ SIDE SPRAY	3354	3471	N/A	69
6100-18-2	TOWSON BRIDGE FAUCET - 18" ARTICULATED SPOUT - 2PC. SUITE	3828	3970	N/A	69
6100-18-3	TOWSON BRIDGE FAUCET - 18" ARTICULATED SPOUT - 3PC. SUITE	4246	4410	N/A	69
6100-18-4	TOWSON BRIDGE FAUCET - 18" ARTICULATED SPOUT - 4PC. SUITE	4511	4689	N/A	69
6150-12	TOWSON BRIDGE FAUCET - 12" ARTICULATED SPOUT - CROSS HANDLES	2803	2890	N/A	70
6150-12-1	TOWSON BRIDGE FAUCET - 12" ARTICULATED SPOUT W/ SIDE SPRAY	3406	3525	N/A	70
6150-12-2	TOWSON BRIDGE FAUCET - 12" ARTICULATED SPOUT - 2PC. SUITE	3880	4024	N/A	70
6150-12-3	TOWSON BRIDGE FAUCET - 12" ARTICULATED SPOUT - 3PC. SUITE	4298	4464	N/A	70
6150-12-4	TOWSON BRIDGE FAUCET - 12" ARTICULATED SPOUT - 4PC. SUITE	4563	4743	N/A	70
6150-18	TOWSON BRIDGE FAUCET - 18" ARTICULATED SPOUT - CROSS HANDLES	2909	2999	N/A	71
6150-18-1	TOWSON BRIDGE FAUCET - 18" ARTICULATED SPOUT W/ SIDE SPRAY	3512	3634	N/A	71
6150-18-2	TOWSON BRIDGE FAUCET - 18" ARTICULATED SPOUT - 2PC. SUITE	3986	4133	N/A	71
6150-18-3	TOWSON BRIDGE FAUCET - 18" ARTICULATED SPOUT - 3PC. SUITE	4404	4573	N/A	71
6150-18-4	TOWSON BRIDGE FAUCET - 18" ARTICULATED SPOUT - 4PC. SUITE	4669	4852	N/A	71

FINISH GROUPINGS

GROUP 1: AB, ABZ, CH, ORB, SC, TB, WB

GROUP 2: AC, AMB, AP, BLN, CB, CHB, CLZ, DAB, DAC, DAMB, DAP, GB, GR, MB, PB, PC, PN, RS, SB, SN, UPB, VB, WC

PRECIOUS METALS: PG, SG (EMAIL FOR PRICING: wscustomerpo@waterstoneco.com)

STAINLESS STEEL: SS (CONTEMPORARY ONLY)

STANDARD SPLIT FINISH: +10% OF HIGHER GROUP PRICE

WSRPL-090119

Pricing by Model



MODEL	NAME	GRP 1	GRP 2	SS	SPEC PG.
6200	ANNAPOLIS BRIDGE FAUCET - LEVER HANDLES	2510	2588	N/A	72
6200-1	ANNAPOLIS BRIDGE FAUCET - LEVER HANDLES W/ SIDE SPRAY	3113	3223	N/A	72
6200-2	ANNAPOLIS BRIDGE FAUCET - LEVER HANDLES - 2PC. SUITE	3587	3722	N/A	72
6200-3	ANNAPOLIS BRIDGE FAUCET - LEVER HANDLES - 3PC. SUITE	4005	4162	N/A	72
6200-4	ANNAPOLIS BRIDGE FAUCET - LEVER HANDLES - 4PC. SUITE	4270	4441	N/A	72
6250	ANNAPOLIS BRIDGE FAUCET - CROSS HANDLES	2541	2620	N/A	73
6250-1	ANNAPOLIS BRIDGE FAUCET - CROSS HANDLES W/ SIDE SPRAY	3144	3255	N/A	73
6250-2	ANNAPOLIS BRIDGE FAUCET - CROSS HANDLES - 2PC. SUITE	3618	3754	N/A	73
6250-3	ANNAPOLIS BRIDGE FAUCET - CROSS HANDLES - 3PC. SUITE	4036	4194	N/A	73
6250-4	ANNAPOLIS BRIDGE FAUCET - CROSS HANDLES - 4PC. SUITE	4301	4473	N/A	73
6300	HAMPTON BRIDGE FAUCET - LEVER HANDLES	2196	2264	N/A	74
6300-1	HAMPTON BRIDGE FAUCET - LEVER HANDLES W/ SIDE SPRAY	2799	2899	N/A	74
6300-2	HAMPTON BRIDGE FAUCET - LEVER HANDLES - 2PC. SUITE	3273	3398	N/A	74
6300-3	HAMPTON BRIDGE FAUCET - LEVER HANDLES - 3PC. SUITE	3691	3838	N/A	74
6300-4	HAMPTON BRIDGE FAUCET - LEVER HANDLES - 4PC. SUITE	3956	4117	N/A	74
6350	HAMPTON BRIDGE FAUCET - CROSS HANDLES	2301	2372	N/A	75
6350-1	HAMPTON BRIDGE FAUCET - CROSS HANDLES W/ SIDE SPRAY	2904	3007	N/A	75
6350-2	HAMPTON BRIDGE FAUCET - CROSS HANDLES - 2PC. SUITE	3378	3506	N/A	75
6350-3	HAMPTON BRIDGE FAUCET - CROSS HANDLES - 3PC. SUITE	3796	3946	N/A	75
6350-4	HAMPTON BRIDGE FAUCET - CROSS HANDLES - 4PC. SUITE	4061	4225	N/A	75
7600-12	HUNLEY BRIDGE FAUCET - 12" ARTICULATED SPOUT	2406	2480	3154	76
7600-12-1	HUNLEY BRIDGE FAUCET - 12" ARTICULATED SPOUT W/ SIDE SPRAY	3009	3115	4152	76
7600-12-2	HUNLEY BRIDGE FAUCET - 12" ARTICULATED SPOUT - 2PC. SUITE	3410	3537	4677	76
7600-12-3	HUNLEY BRIDGE FAUCET - 12" ARTICULATED SPOUT - 3PC. SUITE	3788	3935	5202	76
7600-12-4	HUNLEY BRIDGE FAUCET - 12" ARTICULATED SPOUT - 4PC. SUITE	4027	4184	5476	76
7600-18	HUNLEY BRIDGE FAUCET - 18" ARTICULATED SPOUT	2615	2696	3297	77
7600-18-1	HUNLEY BRIDGE FAUCET - 18" ARTICULATED SPOUT W/ SIDE SPRAY	3218	3331	4295	77
7600-18-2	HUNLEY BRIDGE FAUCET - 18" ARTICULATED SPOUT - 2PC. SUITE	3619	3753	4820	77
7600-18-3	HUNLEY BRIDGE FAUCET - 18" ARTICULATED SPOUT - 3PC. SUITE	3997	4151	5345	77
7600-18-4	HUNLEY BRIDGE FAUCET - 18" ARTICULATED SPOUT - 4PC. SUITE	4236	4400	5619	77
7800	PARCHE BRIDGE FAUCET	1987	2048	2408	78
7800-1	PARCHE BRIDGE FAUCET W/ SIDE SPRAY	2590	2683	3406	78
7800-2	PARCHE BRIDGE FAUCET - 2PC. SUITE	2991	3105	3931	78
7800-3	PARCHE BRIDGE FAUCET - 3PC. SUITE	3369	3503	4456	78

FINISH GROUPINGS

GROUP 1: AB, ABZ, CH, ORB, SC, TB, WB

GROUP 2: AC, AMB, AP, BLN, CB, CHB, CLZ, DAB, DAC, DAMB, DAP, GB, GR, MB, PB, PC, PN, RS, SB, SN, UPB, VB, WC

PRECIOUS METALS: PG, SG (EMAIL FOR PRICING: wscustomerpo@waterstoneco.com)

STAINLESS STEEL: SS (CONTEMPORARY ONLY)

STANDARD SPLIT FINISH: +10% OF HIGHER GROUP PRICE

WSRPL-090119

MODEL	NAME	GRP 1	GRP 2	SS	SPEC PG.
7800-4	PARCHE BRIDGE FAUCET - 4PC. SUITE	3608	3752	4730	78
7825	FULTON BRIDGE FAUCET	2039	2102	2465	79
7825-1	FULTON BRIDGE FAUCET W/ SIDE SPRAY	2642	2737	3463	79
7825-2	FULTON BRIDGE FAUCET - 2PC. SUITE	3043	3159	3988	79
7825-3	FULTON BRIDGE FAUCET - 3PC. SUITE	3421	3557	4513	79
7825-4	FULTON BRIDGE FAUCET - 4PC. SUITE	3660	3806	4787	79
8010-12	TOWSON TWO HANDLE KITCHEN FAUCET - 12" ARTICULATED SPOUT	2026	2068	N/A	88
8010-12-1	TOWSON TWO HANDLE KITCHEN FAUCET W/ SIDE SPRAY	2629	2703	N/A	88
8010-12-2	TOWSON TWO HANDLE KITCHEN FAUCET - 2PC. SUITE	3103	3202	N/A	88
8010-12-3	TOWSON TWO HANDLE KITCHEN FAUCET - 3PC. SUITE	3521	3642	N/A	88
8010-12-4	TOWSON TWO HANDLE KITCHEN FAUCET - 4PC. SUITE	3786	3921	N/A	88
8010-18	TOWSON TWO HANDLE KITCHEN FAUCET - 18" ARTICULATED SPOUT	2154	2198	N/A	89
8010-18-1	TOWSON TWO HANDLE KITCHEN FAUCET W/ SIDE SPRAY	2757	2833	N/A	89
8010-18-2	TOWSON TWO HANDLE KITCHEN FAUCET - 2PC. SUITE	3231	3332	N/A	89
8010-18-3	TOWSON TWO HANDLE KITCHEN FAUCET - 3PC. SUITE	3649	3772	N/A	89
8010-18-4	TOWSON TWO HANDLE KITCHEN FAUCET - 4PC. SUITE	3914	4051	N/A	89
8020	ANNAPOLIS TWO HANDLE KITCHEN FAUCET	1568	1616	N/A	90
8020-1	ANNAPOLIS TWO HANDLE KITCHEN FAUCET W/ SIDE SPRAY	2171	2251	N/A	90
8020-2	ANNAPOLIS TWO HANDLE KITCHEN FAUCET - 2PC. SUITE	2645	2750	N/A	90
8020-3	ANNAPOLIS TWO HANDLE KITCHEN FAUCET - 3PC. SUITE	3063	3190	N/A	90
8020-4	ANNAPOLIS TWO HANDLE KITCHEN FAUCET - 4PC. SUITE	3328	3469	N/A	90
8030	HAMPTON TWO HANDLE KITCHEN FAUCET	1546	1594	N/A	91
8030-1	HAMPTON TWO HANDLE KITCHEN FAUCET W/ SIDE SPRAY	2149	2229	N/A	91
8030-2	HAMPTON TWO HANDLE KITCHEN FAUCET - 2PC. SUITE	2623	2728	N/A	91
8030-3	HAMPTON TWO HANDLE KITCHEN FAUCET - 3PC. SUITE	3041	3168	N/A	91
8030-4	HAMPTON TWO HANDLE KITCHEN FAUCET - 4PC. SUITE	3306	3447	N/A	91
9010	INDUSTRIAL AIR SWITCH	381	402	525	122
9020	INDUSTRIAL SINGLE PORT AIR GAP	250	260	325	119
9030	INDUSTRIAL DUAL PORT AIR GAP	305	315	365	120
9065	INDUSTRIAL SOAP/LOTION DISPENSER	404	426	520	125
9300	INDUSTRIAL EXTENDED REACH PLP PULLDOWN FAUCET - TOGGLE SPRAYER	1867	1965	2555	42
9300-2	INDUSTRIAL EXTENDED REACH PLP PULLDOWN FAUCET - 2PC. SUITE	2271	2391	3075	42
9300-3	INDUSTRIAL EXTENDED REACH PLP PULLDOWN FAUCET - 3PC. SUITE	2652	2793	3600	42
9300-4	INDUSTRIAL EXTENDED REACH PLP PULLDOWN FAUCET - 4PC. SUITE	2902	3053	3925	42

FINISH GROUPINGS

GROUP 1: AB, ABZ, CH, ORB, SC, TB, WB

GROUP 2: AC, AMB, AP, BLN, CB, CHB, CLZ, DAB, DAC, DAMB, DAP, GB, GR, MB, PB, PC, PN, RS, SB, SN, UPB, VB, WC

PRECIOUS METALS: PG, SG (EMAIL FOR PRICING: wscustomerpo@waterstoneco.com)

STAINLESS STEEL: SS (CONTEMPORARY ONLY)

STANDARD SPLIT FINISH: +10% OF HIGHER GROUP PRICE

WSRPL-090119

Pricing by Model



MODEL	NAME	GRP 1	GRP 2	SS	SPEC PG.
9350	MODERN EXTENDED REACH PLP PULLDOWN FAUCET - TOGGLE SPRAYER	1867	1965	2555	43
9350-2	MODERN EXTENDED REACH PLP PULLDOWN FAUCET - 2PC. SUITE	2268	2387	3080	43
9350-3	MODERN EXTENDED REACH PLP PULLDOWN FAUCET - 3PC. SUITE	2646	2785	3605	43
9350-4	MODERN EXTENDED REACH PLP PULLDOWN FAUCET - 4PC. SUITE	2885	3034	3879	43
9400	INDUSTRIAL PLP PULLDOWN FAUCET - TOGGLE SPRAYER	1667	1754	2281	44
9400-2	INDUSTRIAL PLP PULLDOWN FAUCET - 2PC. SUITE	2071	2180	2801	44
9400-3	INDUSTRIAL PLP PULLDOWN FAUCET - 3PC. SUITE	2452	2582	3326	44
9400-4	INDUSTRIAL PLP PULLDOWN FAUCET - 4PC. SUITE	2702	2842	3651	44
9410	INDUSTRIAL PLP PULLDOWN FAUCET - ANGLED SPOUT - TOGGLE SPRAYER	1760	1853	2409	45
9410-2	INDUSTRIAL PLP PULLDOWN FAUCET - 2PC. SUITE	2164	2279	2929	45
9410-3	INDUSTRIAL PLP PULLDOWN FAUCET - 3PC. SUITE	2545	2681	3454	45
9410-4	INDUSTRIAL PLP PULLDOWN FAUCET - 4PC. SUITE	2795	2941	3779	45
9450	MODERN PLP PULLDOWN FAUCET - TOGGLE SPRAYER	1667	1754	2280	46
9450-2	MODERN PLP PULLDOWN FAUCET - 2PC. SUITE	2068	2176	2805	46
9450-3	MODERN PLP PULLDOWN FAUCET - 3PC. SUITE	2446	2574	3330	46
9450-4	MODERN PLP PULLDOWN FAUCET - 4PC. SUITE	2685	2823	3604	46
9460	MODERN PLP PULLDOWN FAUCET - ANGLED SPOUT - TOGGLE SPRAYER	1760	1853	2409	47
9460-2	MODERN PLP PULLDOWN FAUCET - 2PC. SUITE	2161	2275	2934	47
9460-3	MODERN PLP PULLDOWN FAUCET - 3PC. SUITE	2539	2673	3459	47
9460-4	MODERN PLP PULLDOWN FAUCET - 4PC. SUITE	2778	2922	3733	47
9700	INDUSTRIAL EXTENDED REACH PLP PULLDOWN FAUCET - LEVER SPRAYER	2187	2302	2993	48
9700-2	INDUSTRIAL EXTENDED REACH PLP PULLDOWN FAUCET - 2PC. SUITE	2591	2728	3513	48
9700-3	INDUSTRIAL EXTENDED REACH PLP PULLDOWN FAUCET - 3PC. SUITE	2972	3130	4038	48
9700-4	INDUSTRIAL EXTENDED REACH PLP PULLDOWN FAUCET - 4PC. SUITE	3222	3390	4363	48
9750	MODERN EXTENDED REACH PLP PULLDOWN FAUCET - LEVER SPRAYER	2187	2302	2993	49
9750-2	MODERN EXTENDED REACH PLP PULLDOWN FAUCET - 2PC. SUITE	2588	2724	3518	49
9750-3	MODERN EXTENDED REACH PLP PULLDOWN FAUCET - 3PC. SUITE	2966	3122	4043	49
9750-4	MODERN EXTENDED REACH PLP PULLDOWN FAUCET - 4PC. SUITE	3205	3371	4317	49
9800	INDUSTRIAL PLP PULLDOWN FAUCET - LEVER SPRAYER	1983	2087	2713	50
9800-2	INDUSTRIAL PLP PULLDOWN FAUCET - 2PC. SUITE	2387	2513	3233	50
9800-3	INDUSTRIAL PLP PULLDOWN FAUCET - 3PC. SUITE	2768	2915	3758	50
9800-4	INDUSTRIAL PLP PULLDOWN FAUCET - 4PC. SUITE	3018	3175	4083	50
9810	INDUSTRIAL PLP PULLDOWN FAUCET - ANGLED SPOUT - LEVER SPRAYER	2071	2180	2834	51
9810-2	INDUSTRIAL PLP PULLDOWN FAUCET - 2PC. SUITE	2475	2606	3354	51

FINISH GROUPINGS

GROUP 1: AB, ABZ, CH, ORB, SC, TB, WB

GROUP 2: AC, AMB, AP, BLN, CB, CHB, CLZ, DAB, DAC, DAMB, DAP, GB, GR, MB, PB, PC, PN, RS, SB, SN, UPB, VB, WC

PRECIOUS METALS: PG, SG (EMAIL FOR PRICING: wscustomerpo@waterstoneco.com)

STAINLESS STEEL: SS (CONTEMPORARY ONLY)

STANDARD SPLIT FINISH: +10% OF HIGHER GROUP PRICE

WSRPL-090119

MODEL	NAME	GRP 1	GRP 2	SS	SPEC PG.
9810-3	INDUSTRIAL PLP PULLDOWN FAUCET - 3PC. SUITE	2856	3008	3879	51
9810-4	INDUSTRIAL PLP PULLDOWN FAUCET - 4PC. SUITE	3106	3268	4204	51
9850	MODERN PLP PULLDOWN FAUCET - LEVER SPRAYER	1983	2087	2713	52
9850-2	MODERN PLP PULLDOWN FAUCET - 2PC. SUITE	2384	2509	3238	52
9850-3	MODERN PLP PULLDOWN FAUCET - 3PC. SUITE	2762	2907	3763	52
9850-4	MODERN PLP PULLDOWN FAUCET - 4PC. SUITE	3001	3156	4037	52
9860	MODERN PLP PULLDOWN FAUCET - ANGLED SPOUT - LEVER SPRAYER	2071	2180	2834	53
9860-2	MODERN PLP PULLDOWN FAUCET - 2PC. SUITE	2472	2602	3359	53
9860-3	MODERN PLP PULLDOWN FAUCET - 3PC. SUITE	2850	3000	3884	53
9860-4	MODERN PLP PULLDOWN FAUCET - 4PC. SUITE	3089	3249	4158	53
9900	INDUSTRIAL PREP SIZE PLP PULLDOWN FAUCET - TOGGLE SPRAYER	1647	1716	2230	54
9900-2	INDUSTRIAL PREP SIZE PLP PULLDOWN FAUCET - 2PC. SUITE	2051	2142	2750	54
9900-3	INDUSTRIAL PREP SIZE PLP PULLDOWN FAUCET - 3PC. SUITE	2432	2544	3275	54
9900-4	INDUSTRIAL PREP SIZE PLP PULLDOWN FAUCET - 4PC. SUITE	2682	2804	3600	54
9910	INDUSTRIAL PREP SIZE PLP PULLDOWN FAUCET - ANGLED SPOUT - TOGGLE SPRAYER	1652	1721	2237	55
9910-2	INDUSTRIAL PREP SIZE PLP PULLDOWN FAUCET - 2PC. SUITE	2056	2147	2757	55
9910-3	INDUSTRIAL PREP SIZE PLP PULLDOWN FAUCET - 3PC. SUITE	2437	2549	3282	55
9910-4	INDUSTRIAL PREP SIZE PLP PULLDOWN FAUCET - 4PC. SUITE	2687	2809	3607	55
9930	INDUSTRIAL PREP SIZE PLP PULLDOWN FAUCET - LEVER SPRAYER	1958	2040	2652	56
9930-2	INDUSTRIAL PREP SIZE PLP PULLDOWN FAUCET - 2PC. SUITE	2362	2466	3172	56
9930-3	INDUSTRIAL PREP SIZE PLP PULLDOWN FAUCET - 3PC. SUITE	2743	2868	3697	56
9930-4	INDUSTRIAL PREP SIZE PLP PULLDOWN FAUCET - 4PC. SUITE	2993	3128	4022	56
9940	INDUSTRIAL PREP SIZE PLP PULLDOWN FAUCET - ANGLED SPOUT - LEVER SPRAYER	1963	2045	2659	57
9940-2	INDUSTRIAL PREP SIZE PLP PULLDOWN FAUCET - 2PC. SUITE	2367	2471	3179	57
9940-3	INDUSTRIAL PREP SIZE PLP PULLDOWN FAUCET - 3PC. SUITE	2748	2873	3704	57
9940-4	INDUSTRIAL PREP SIZE PLP PULLDOWN FAUCET - 4PC. SUITE	2998	3133	4029	57
9950	MODERN PREP SIZE PLP PULLDOWN FAUCET - TOGGLE SPRAYER	1647	1716	2230	58
9950-2	MODERN PREP SIZE PLP PULLDOWN FAUCET - 2PC. SUITE	2048	2138	2755	58
9950-3	MODERN PREP SIZE PLP PULLDOWN FAUCET - 3PC. SUITE	2426	2536	3280	58
9950-4	MODERN PREP SIZE PLP PULLDOWN FAUCET - 4PC. SUITE	2665	2785	3554	58
9960	MODERN PREP SIZE PLP PULLDOWN FAUCET - ANGLED SPOUT - TOGGLE SPRAYER	1652	1721	2237	59
9960-2	MODERN PREP SIZE PLP PULLDOWN FAUCET - 2PC. SUITE	2053	2143	2762	59

FINISH GROUPINGS

GROUP 1: AB, ABZ, CH, ORB, SC, TB, WB

GROUP 2: AC, AMB, AP, BLN, CB, CHB, CLZ, DAB, DAC, DAMB, DAP, GB, GR, MB, PB, PC, PN, RS, SB, SN, UPB, VB, WC

PRECIOUS METALS: PG, SG (EMAIL FOR PRICING: wscustomerpo@waterstoneco.com)

STAINLESS STEEL: SS (CONTEMPORARY ONLY)

STANDARD SPLIT FINISH: +10% OF HIGHER GROUP PRICE

WSRPL-090119

Pricing by Model



MODEL	NAME	GRP 1	GRP 2	SS	SPEC PG.
9960-3	MODERN PREP SIZE PLP PULLDOWN FAUCET - 3PC. SUITE	2431	2541	3287	59
9960-4	MODERN PREP SIZE PLP PULLDOWN FAUCET - 4PC. SUITE	2670	2790	3561	59
9980	MODERN PREP SIZE PLP PULLDOWN FAUCET - LEVER SPRAYER	1958	2040	2652	60
9980-2	MODERN PREP SIZE PLP PULLDOWN FAUCET - 2PC. SUITE	2359	2462	3177	60
9980-3	MODERN PREP SIZE PLP PULLDOWN FAUCET - 3PC. SUITE	2737	2860	3702	60
9980-4	MODERN PREP SIZE PLP PULLDOWN FAUCET - 4PC. SUITE	2976	3109	3976	60
9990	MODERN PREP SIZE PLP PULLDOWN FAUCET - ANGLED SPOUT - LEVER SPRAYER	1963	2045	2659	61
9990-2	MODERN PREP SIZE PLP PULLDOWN FAUCET - 2PC. SUITE	2364	2467	3184	61
9990-3	MODERN PREP SIZE PLP PULLDOWN FAUCET - 3PC. SUITE	2742	2865	3709	61
9990-4	MODERN PREP SIZE PLP PULLDOWN FAUCET - 4PC. SUITE	2981	3114	3983	61
30101	MULTI-STAGE FILTRATION UNIT	384			131
30102	REPLACEMENT FILTRATION FILTER	134			131
30102-2	REPLACEMENT FILTRATION FILTER - 2 PACK	207			131
141400	COUPLING - 1/4 x 1/4 - RED TUBE	26			N/A
516380	COUPLING - 5/16 x 3/8 - CLEAR TUBE	26			N/A
516516	COUPLING - 5/16 x 5/16	26			N/A
AS-414	SAFETY VALVE LEAK DETECTION UNIT	176			130
HCK-100	CONTEMPORARY SMALL KNOB	34	44	57	132
HCK-101	CONTEMPORARY LARGE KNOB	36	46	59	132
HCK-102	CONTEMPORARY POST PULL	63	82	104	132
HCK-103	CONTEMPORARY T-PULL	68	87	111	132
HCP-0300	CONTEMPORARY 3" CABINET PULL	61	81	102	135
HCP-0350	CONTEMPORARY 3.5" CABINET PULL	62	83	104	135
HCP-0400	CONTEMPORARY 4" CABINET PULL	64	85	106	135
HCP-0500	CONTEMPORARY 5" CABINET PULL	66	87	107	135
HCP-0600	CONTEMPORARY 6" CABINET PULL	68	89	111	135
HCP-0800	CONTEMPORARY 8" CABINET PULL	70	91	123	135
HCP-1200	CONTEMPORARY 12" HEAVY DRAWER PULL	140	162	215	137
HCP-1201	CONTEMPORARY 12" APPLIANCE PULL	307	327	458	138
HCP-1800	CONTEMPORARY 18" APPLIANCE PULL	387	407	556	138
HCP-2400	CONTEMPORARY 24" APPLIANCE PULL	489	509	580	138
HCP-3000	CONTEMPORARY 30" APPLIANCE PULL	625	665	845	138
HTK-001	TRADITIONAL SMALL PLAIN KNOB	37	46	N/A	133
HTK-002	TRADITIONAL LARGE PLAIN KNOB	42	50	N/A	133

FINISH GROUPINGS

GROUP 1: AB, ABZ, CH, ORB, SC, TB, WB

GROUP 2: AC, AMB, AP, BLN, CB, CHB, CLZ, DAB, DAC, DAMB, DAP, GB, GR, MB, PB, PC, PN, RS, SB, SN, UPB, VB, WC

PRECIOUS METALS: PG, SG (EMAIL FOR PRICING: wscustomerpo@waterstoneco.com)

STAINLESS STEEL: SS (CONTEMPORARY ONLY)

STANDARD SPLIT FINISH: +10% OF HIGHER GROUP PRICE

WSRPL-090119

MODEL	NAME	GRP 1	GRP 2	SS	SPEC PG.
HTK-003	TRADITIONAL SMALL DECORATIVE KNOB	38	48	N/A	133
HTK-004	TRADITIONAL LARGE DECORATIVE KNOB	44	53	N/A	133
HTK-005	TRADITIONAL POST PULL	63	82	N/A	134
HTK-006	TRADITIONAL SMALL T-PULL	73	93	N/A	134
HTK-007	TRADITIONAL LARGE T-PULL	77	95	N/A	134
HTP-0300	TRADITIONAL 3" CABINET PULL	102	137	N/A	136
HTP-0350	TRADITIONAL 3.5" CABINET PULL	114	139	N/A	136
HTP-0400	TRADITIONAL 4" CABINET PULL	118	144	N/A	136
HTP-0500	TRADITIONAL 5" CABINET PULL	122	149	N/A	136
HTP-0600	TRADITIONAL 6" CABINET PULL	126	154	N/A	136
HTP-0800	TRADITIONAL 8" CABINET PULL	132	159	N/A	136
HTP-1200	TRADITIONAL 12" HEAVY DRAWER PULL	148	165	N/A	137
HTP-1201	TRADITIONAL 12" APPLIANCE PULL	203	234	N/A	139
HTP-1800	TRADITIONAL 18" APPLIANCE PULL	546	611	N/A	139
HTP-2400	TRADITIONAL 24" APPLIANCE PULL	604	672	N/A	139
HTP-3000	TRADITIONAL 30" APPLIANCE PULL	647	688	N/A	139

FINISH GROUPINGS

GROUP 1: AB, ABZ, CH, ORB, SC, TB, WB

GROUP 2: AC, AMB, AP, BLN, CB, CHB, CLZ, DAB, DAC, DAMB, DAP, GB, GR, MB, PB, PC, PN, RS, SB, SN, UPB, VB, WC

PRECIOUS METALS: PG, SG (EMAIL FOR PRICING: wscustomerpo@waterstoneco.com)

STAINLESS STEEL: SS (CONTEMPORARY ONLY)

STANDARD SPLIT FINISH: +10% OF HIGHER GROUP PRICE

WSRPL-090119

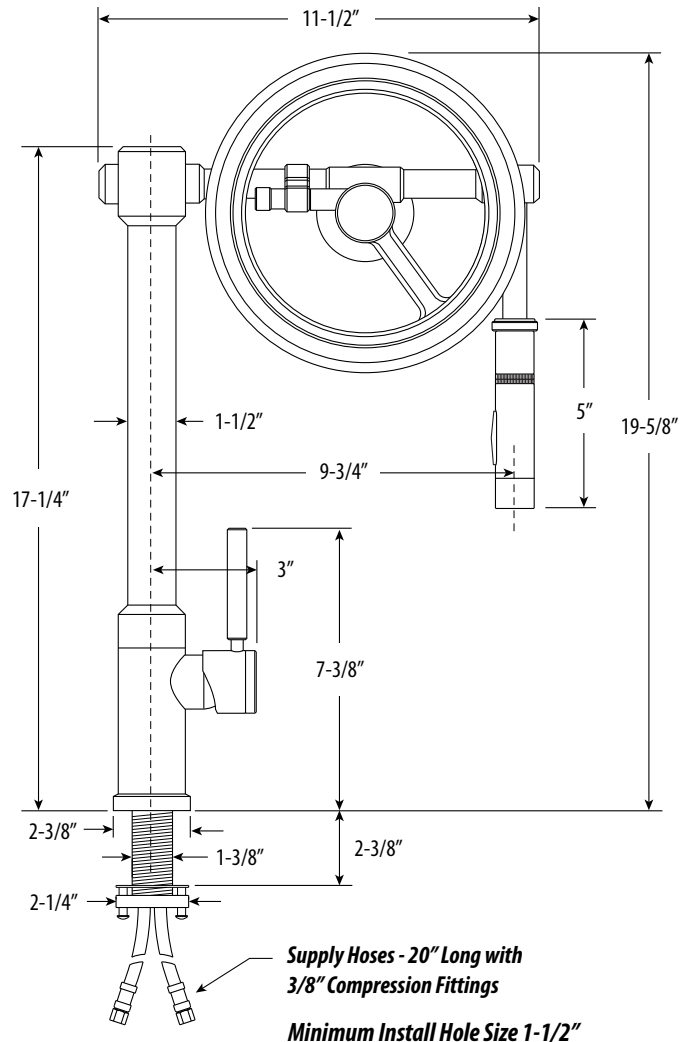
ENDEAVOR WHEEL PULLDOWN FAUCET / TOGGLE SPRAYER

LIST PRICES:

MODEL #	GRP 1	GRP 2	SS
5125	6620	6750	N/A

FEATURES:

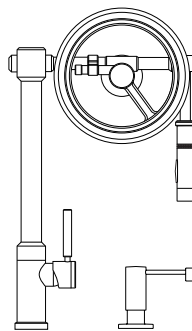
- Innovative and modern mono-spoke design.
- The Wheel spring technology gives the sprayer an easy, smooth pull.
- Pulley braking system prevents handle snap back when released.
- Thinner, sleek faucet body design.
- Wheel has 9-3/4" reach and can swivel 360 degrees.
- Toggle handle spray head pulls out 20" from spout.
- Sprayer instantly diverts water from aerated stream to wide spray when toggle button is held.
- 1.75 gpm maximum flow rate with aerated tip.
- Innovative wave spring handle tension system prevents sagging and requires no adjustment.
- Single handle can mount in front, right or left hand positions.
- When mounted on side, handle can adjust 22.5 degrees for backsplash clearance.
- Hot/cold ceramic disk valve cartridge.
- Resistant to reverse osmosis water.
- Made from eco-friendly solid brass.
- 20" reinforced braided connection hoses with 3/8" compression fitting.
- Includes reversible or removable hot/cold indicator ring.
- Lifetime functional warranty.
- Made in the USA.



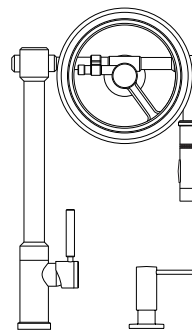
5125 MINI-SUITES

SUITE LIST PRICES:

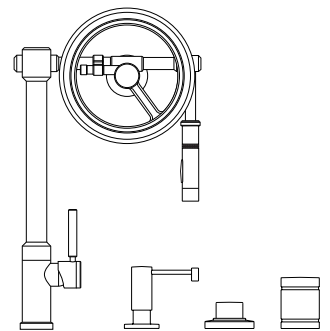
MODEL #	GRP 1	GRP 2	SS
5125-2	7021	7172	N/A
5125-3	7399	7570	N/A
5125-4	7638	7819	N/A



5125-2



5125-3



5125-4

2pc. Mini-Suite Soap/Lotion Dispenser (4065)

3pc. Mini-Suite includes Soap/Lotion Dispenser (4065) and Air Switch (3010)

4pc. Mini-Suite includes Soap/Lotion Dispenser (4065), Air Switch (3010) and Single Port Air Gap (3020)

FINISH GROUPINGS

GROUP 1: AB, ABZ, CH, ORB, SC, TB, WB

GROUP 2: AC, AMB, AP, BLN, CB, CHB, CLZ, DAB, DAC, DAMB, DAP, GB, GR, MB, PB, PC, PN, RS, SB, SN, UPB, VB, WC

PRECIOUS METALS: PG, SG (EMAIL FOR PRICING: wscustomerpo@waterstoneco.com)

STAINLESS STEEL: SS (CONTEMPORARY ONLY)

STANDARD SPLIT FINISH: +10% OF HIGHER GROUP PRICE

WSRPL-090119

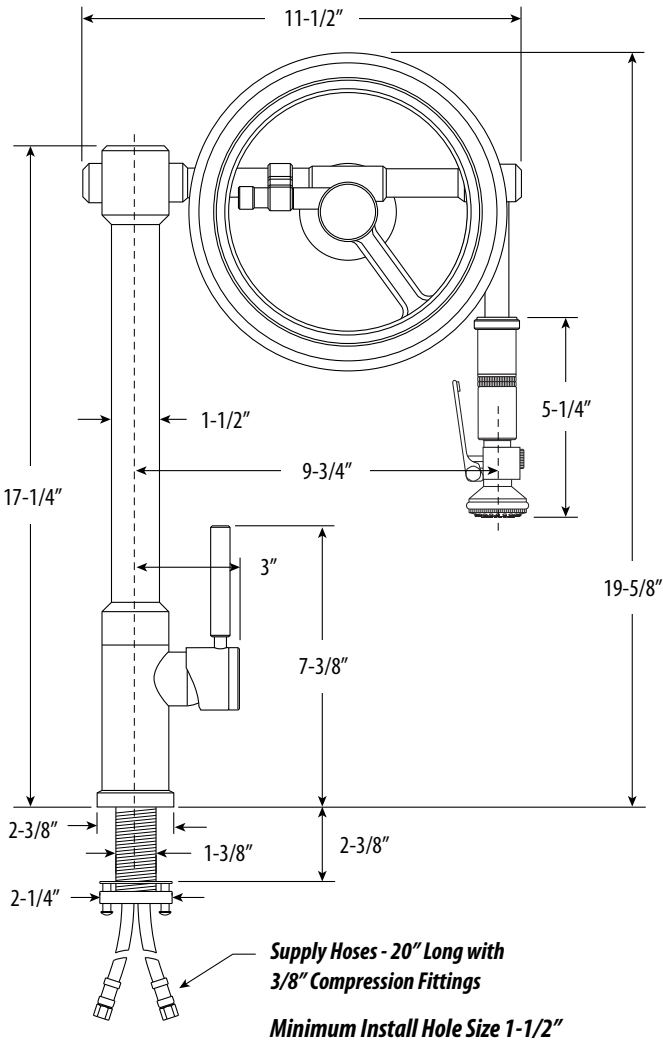
ENDEAVOR WHEEL PULLDOWN FAUCET / LEVER SPRAYER

LIST PRICES:

MODEL #	GRP 1	GRP 2	SS
5130	6775	6900	N/A

FEATURES:

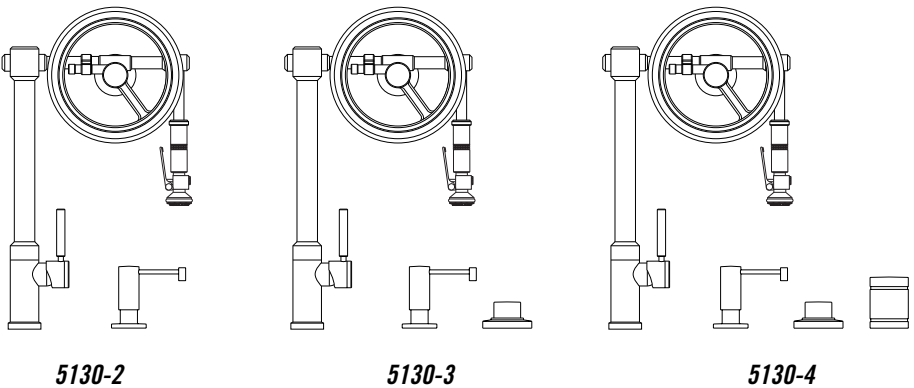
- Innovative and modern mono-spoke design.
- The Wheel spring technology gives the sprayer an easy, smooth pull.
- Pulley braking system prevents handle snap back when released.
- Thinner, sleek faucet body design.
- Wheel has 9-3/4" reach and can swivel 360 degrees.
- Lever handle spray head pulls out 20" from spout.
- Sprayer instantly diverts water from aerated stream to wide spray when lever handle is held.
- 1.75 gpm maximum flow rate with aerated tip.
- Innovative wave spring handle tension system prevents sagging and requires no adjustment.
- Single handle can mount in front, right or left hand positions.
- When mounted on side, handle can adjust 22.5 degrees for backsplash clearance.
- Hot/cold ceramic disk valve cartridge.
- Resistant to reverse osmosis water.
- Made from eco-friendly solid brass.
- 20" reinforced braided connection hoses with 3/8" compression fitting.
- Includes reversible or removable hot/cold indicator ring.
- Lifetime functional warranty.
- Made in the USA.



5130 MINI-SUITES

SUITE LIST PRICES:

MODEL #	GRP 1	GRP 2	SS
5130-2	7176	7322	N/A
5130-3	7554	7720	N/A
5130-4	7793	7969	N/A



- 2pc. Mini-Suite Soap/Lotion Dispenser (4065)
- 3pc. Mini-Suite includes Soap/Lotion Dispenser (4065) and Air Switch (3010)
- 4pc. Mini-Suite includes Soap/Lotion Dispenser (4065), Air Switch (3010) and Single Port Air Gap (3020)

FINISH GROUPINGS

- GROUP 1: AB, ABZ, CH, ORB, SC, TB, WB
- GROUP 2: AC, AMB, AP, BLN, CB, CHB, CLZ, DAB, DAC, DAMB, DAP, GB, GR, MB, PB, PC, PN, RS, SB, SN, UPB, VB, WC

- PRECIOUS METALS: PG, SG (EMAIL FOR PRICING: wscustomerpo@waterstoneco.com)
- STAINLESS STEEL: SS (CONTEMPORARY ONLY)
- STANDARD SPLIT FINISH: +10% OF HIGHER GROUP PRICE

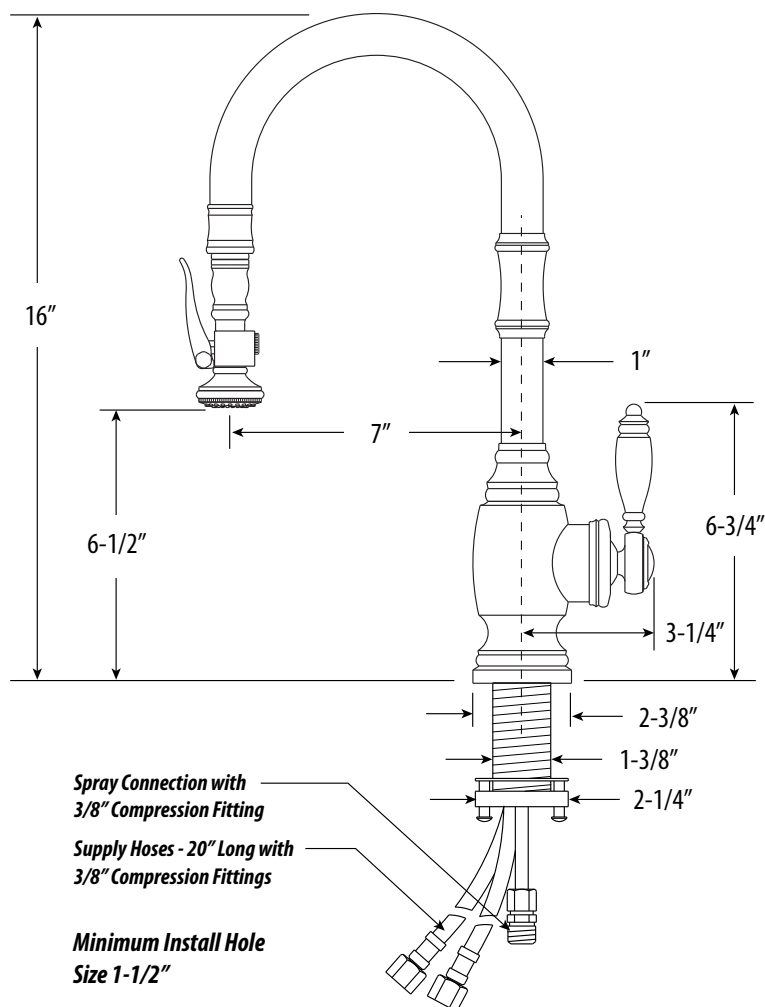
TRADITIONAL PREP SIZE PLP PULLDOWN FAUCET / LEVER SPRAYER

LIST PRICES:

MODEL #	GRP 1	GRP 2	SS
5200	2230	2274	N/A

FEATURES:

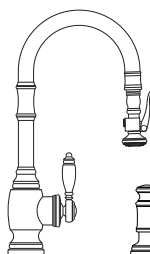
- Smaller food prep version of standard reach PLP Pulldown Faucet.
- "Positive Lock Pulldown" design locks sprayer in place when not in use.
- Spout has 7" reach and can swivel 360 degrees.
- Lever handle spray head pulls out 18" from spout.
- Counterbalanced weight on spray hose allows smooth pull out and prevents snap back.
- Sprayer instantly diverts water from aerated stream to wide spray when lever handle is held.
- 1.75 gpm maximum flow rate with aerated tip.
- Handle ring can be adjusted to preferred push/pull tension and prevents sag.
- Single handle can mount in front, right or left hand positions.
- When mounted on side, handle can adjust 45 degrees for backsplash clearance.
- Hot/cold ceramic disk valve cartridge.
- Resistant to reverse osmosis water.
- Made from eco-friendly solid brass.
- 20" reinforced braided connection hoses with 3/8" compression fitting.
- Includes 3 styles of handle buttons.
- Lifetime functional warranty.
- Made in the USA.



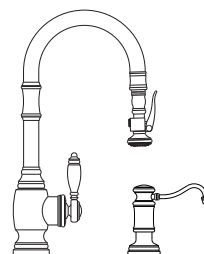
5200 MINI-SUITES

SUITE LIST PRICES:


MODEL #	GRP 1	GRP 2	SS
5200-2	2704	2773	N/A
5200-3	3122	3213	N/A
5200-4	3387	3492	N/A



5200-2



5200-3



5200-4

2pc. Mini-Suite Soap/Lotion Dispenser (4060)

3pc. Mini-Suite includes Soap/Lotion Dispenser (4060) and Air Switch (4010)

4pc. Mini-Suite includes Soap/Lotion Dispenser (4060), Air Switch (4010) and Single Port Air Gap (4020)

FINISH GROUPINGS

GROUP 1: AB, ABZ, CH, ORB, SC, TB, WB

GROUP 2: AC, AMB, AP, BLN, CB, CHB, CLZ, DAB, DAC, DAMB, DAP, GB, GR, MB, PB, PC, PN, RS, SB, SN, UPB, VB, WC

PRECIOUS METALS: PG, SG (EMAIL FOR PRICING: wscustomerpo@waterstoneco.com)

STAINLESS STEEL: SS (CONTEMPORARY ONLY)

STANDARD SPLIT FINISH: +10% OF HIGHER GROUP PRICE

WSRPL-090119

5210

PLP Pulldown Faucets

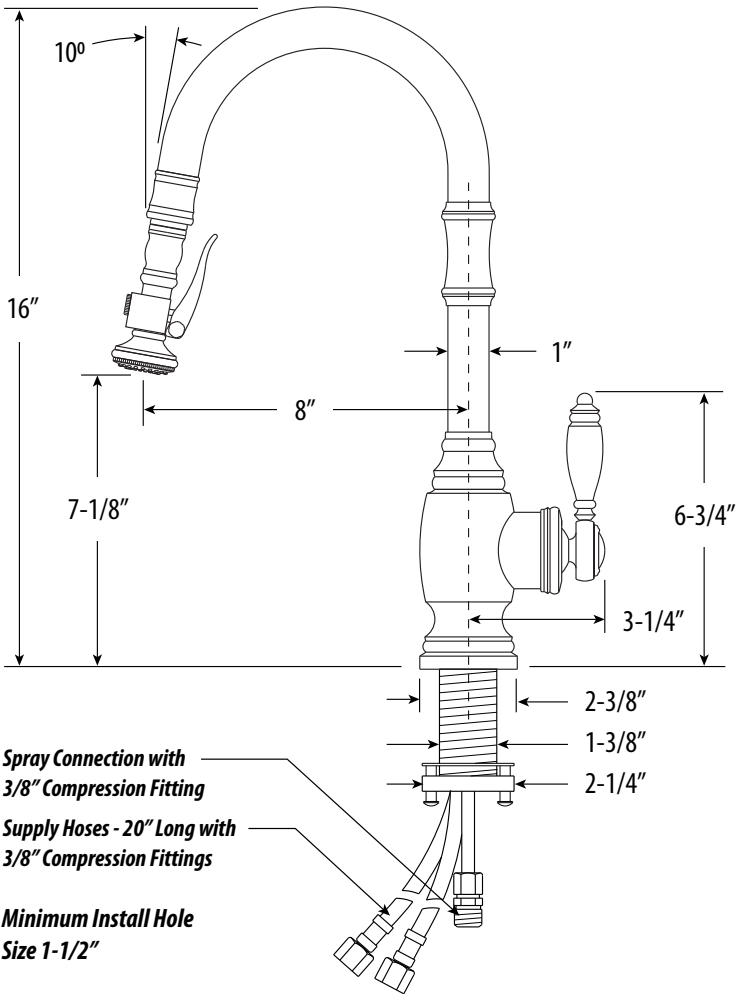
TRADITIONAL PREP SIZE PLP PULLDOWN FAUCET / ANGLED SPOUT / LEVER SPRAYER

LIST PRICES:

MODEL #	GRP 1	GRP 2	SS
5210	2295	2342	N/A

FEATURES:

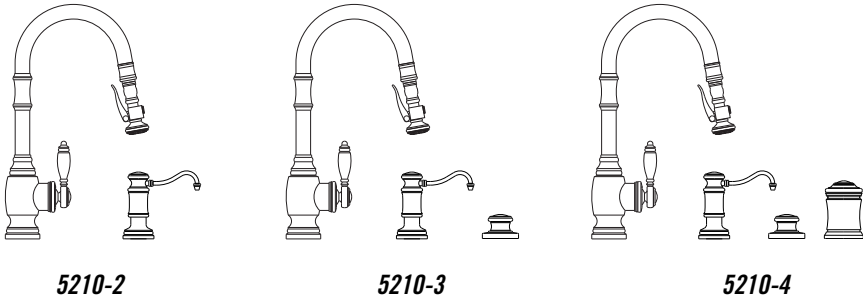
- Smaller food prep version of standard reach PLP Pulldown.
- 10 degree angled spout direct water flows towards middle of sink.
- “Positive Lock Pulldown” design locks sprayer in place when not in use.
- Spout has 8” reach and can swivel 360 degrees.
- Lever handle spray head pulls out 18” from spout.
- Counterbalanced weight on spray hose allows smooth pull out and prevents snap back.
- Sprayer instantly diverts water from aerated stream to wide spray when lever handle is held.
- 1.75 gpm maximum flow rate with aerated tip.
- Handle ring can be adjusted to preferred push/pull tension and prevents sag.
- Single handle can mount in front, right or left hand positions.
- When mounted on side, handle can adjust 45 degrees for backsplash clearance.
- Hot/cold ceramic disk valve cartridge.
- Resistant to reverse osmosis water.
- Made from eco-friendly solid brass.
- 20” reinforced braided connection hoses with 3/8” compression fitting.
- Includes 3 styles of handle buttons.
- Lifetime functional warranty.
- Made in the USA.



5210 MINI-SUITES

SUITE LIST PRICES:

MODEL #	GRP 1	GRP 2	SS
5210-2	2769	2841	N/A
5210-3	3187	3281	N/A
5210-4	3452	3560	N/A



- 2pc. Mini-Suite Soap/Lotion Dispenser (4060)
3pc. Mini-Suite includes Soap/Lotion Dispenser (4060) and Air Switch (4010)
4pc. Mini-Suite includes Soap/Lotion Dispenser (4060), Air Switch (4010) and Single Port Air Gap (4020)

FINISH GROUPINGS

- GROUP 1: AB, ABZ, CH, ORB, SC, TB, WB
GROUP 2: AC, AMB, AP, BLN, CB, CHB, CLZ, DAB, DAC, DAMB, DAP, GB, GR, MB, PB, PC, PN, RS, SB, SN, UPB, VB, WC

- PRECIOUS METALS: PG, SG (EMAIL FOR PRICING: wscustomerpo@waterstoneco.com)
STAINLESS STEEL: SS (CONTEMPORARY ONLY)
STANDARD SPLIT FINISH: +10% OF HIGHER GROUP PRICE

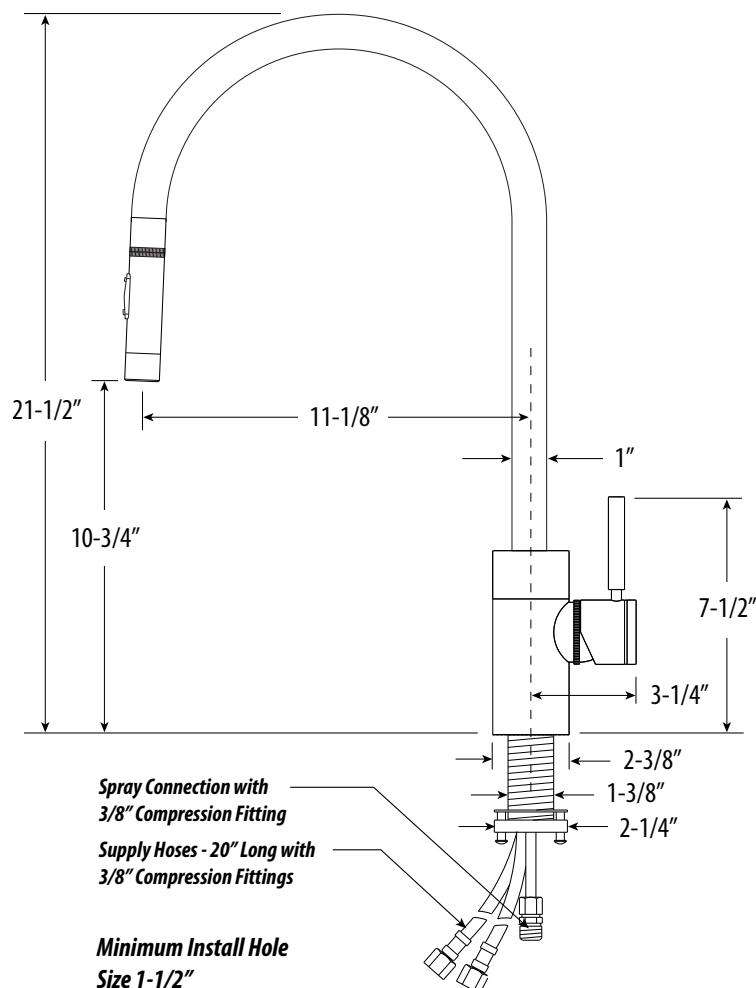
CONTEMPORARY EXTENDED REACH PLP PULLDOWN FAUCET / TOGGLE SPRAYER

LIST PRICES:

MODEL #	GRP 1	GRP 2	SS
5300	2478	2527	2990

FEATURES:

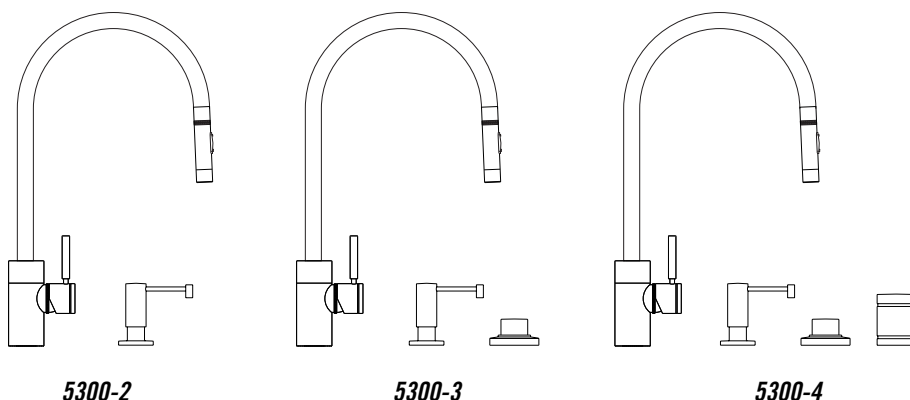
- "Positive Lock Pulldown" design locks sprayer in place when not in use.
- Spout has 11-1/8" extended reach for larger sinks and can swivel 360 degrees.
- Toggle handle spray head pulls out 18" from spout.
- Counterbalanced weight on spray hose allows smooth pull out and prevents snap back.
- Sprayer instantly diverts water from aerated stream to wide spray when toggle button is held.
- 1.75 gpm maximum flow rate with aerated tip.
- Handle ring can be adjusted to preferred push/pull tension and prevents sag.
- Single handle can mount in front, right or left hand positions.
- When mounted on side, handle can adjust 22.5 degrees for backsplash clearance.
- Hot/cold ceramic disk valve cartridge.
- Resistant to reverse osmosis water.
- Made from eco-friendly solid brass or 316 stainless steel.
- 20" reinforced braided connection hoses with 3/8" compression fitting.
- Includes reversible or removable hot/cold indicator ring.
- Lifetime functional warranty.
- Made in the USA.



5300 MINI-SUITES

SUITE LIST PRICES:

MODEL #	GRP 1	GRP 2	SS
5300-2	2879	2949	3515
5300-3	3257	3347	4040
5300-4	3496	3596	4314



2pc. Mini-Suite Soap/Lotion Dispenser (4065)

3pc. Mini-Suite includes Soap/Lotion Dispenser (4065) and Air Switch (3010)

4pc. Mini-Suite includes Soap/Lotion Dispenser (4065), Air Switch (3010) and Single Port Air Gap (3020)

FINISH GROUPINGS

GROUP 1: AB, ABZ, CH, ORB, SC, TB, WB

GROUP 2: AC, AMB, AP, BLN, CB, CHB, CLZ, DAB, DAC, DAMB, DAP, GB, GR, MB, PB, PC, PN, RS, SB, SN, UPB, VB, WC

PRECIOUS METALS: PG, SG (EMAIL FOR PRICING: wscustomerpo@waterstoneco.com)

STAINLESS STEEL: SS (CONTEMPORARY ONLY)

STANDARD SPLIT FINISH: +10% OF HIGHER GROUP PRICE

WSRPL-090119

5400

PLP Pulldown Faucets

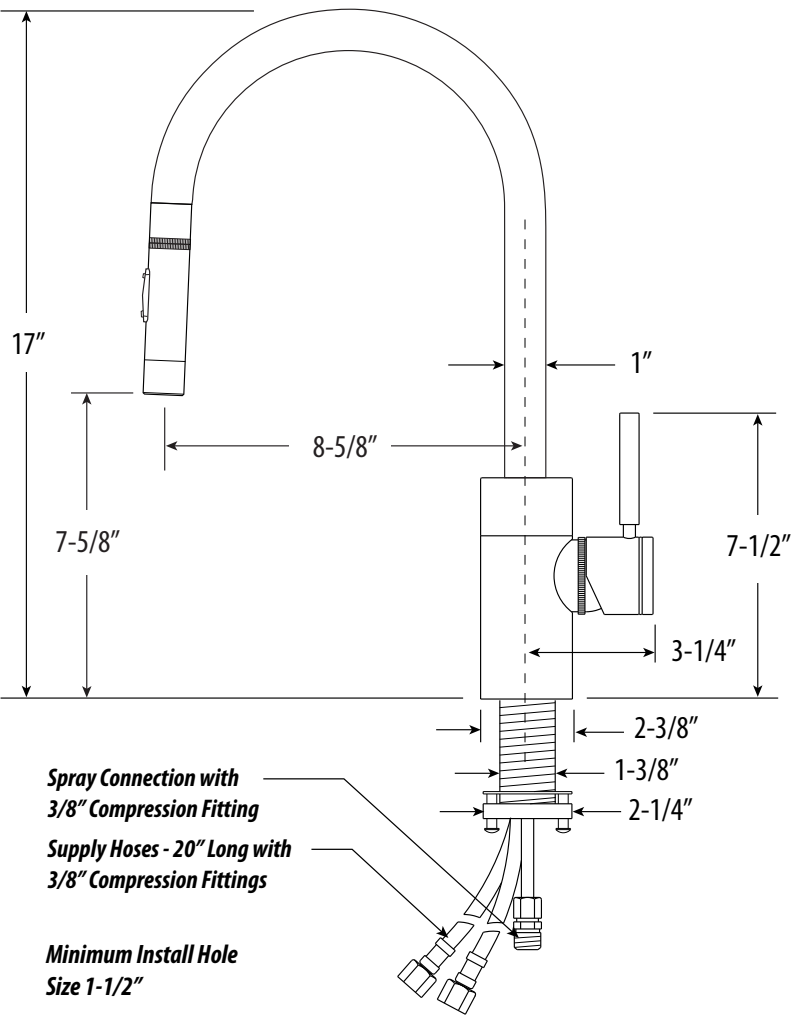
CONTEMPORARY PLP PULLDOWN FAUCET / TOGGLE SPRAYER

LIST PRICES:

MODEL #	GRP 1	GRP 2	SS
5400	2234	2278	2860

FEATURES:

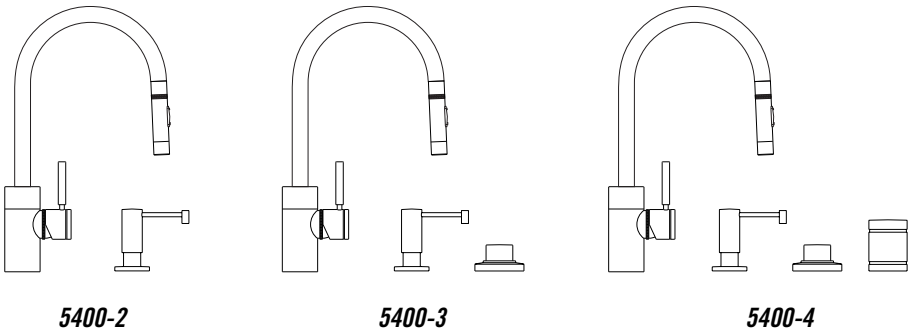
- “Positive Lock Pulldown” design locks sprayer in place when not in use.
- Spout has 8-5/8” reach and can swivel 360 degrees.
- Toggle handle spray head pulls out 18” from spout.
- Counterbalanced weight on spray hose allows smooth pull out and prevents snap back.
- Sprayer instantly diverts water from aerated stream to wide spray when toggle button is held.
- 1.75 gpm maximum flow rate with aerated tip.
- Handle ring can be adjusted to preferred push/pull tension and prevents sag.
- Single handle can mount in front, right or left hand positions.
- When mounted on side, handle can adjust 22.5 degrees for backsplash clearance.
- Hot/cold ceramic disk valve cartridge.
- Resistant to reverse osmosis water.
- Made from eco-friendly solid brass or 316 stainless steel.
- 20” reinforced braided connection hoses with 3/8” compression fitting.
- Includes reversible or removable hot/cold indicator ring.
- Lifetime functional warranty.
- Made in the USA.



5400 MINI-SUITES

SUITE LIST PRICES:

MODEL #	GRP 1	GRP 2	SS
5400-2	2635	2700	3385
5400-3	3013	3098	3910
5400-4	3252	3347	4184



- 2pc. Mini-Suite Soap/Lotion Dispenser (4065)
3pc. Mini-Suite includes Soap/Lotion Dispenser (4065) and Air Switch (3010)
4pc. Mini-Suite includes Soap/Lotion Dispenser (4065), Air Switch (3010) and Single Port Air Gap (3020)

FINISH GROUPINGS

- GROUP 1: AB, ABZ, CH, ORB, SC, TB, WB
GROUP 2: AC, AMB, AP, BLN, CB, CHB, CLZ, DAB, DAC, DAMB, DAP, GB, GR, MB, PB, PC, PN, RS, SB, SN, UPB, VB, WC

- PRECIOUS METALS: PG, SG (EMAIL FOR PRICING: wscustomerpo@waterstoneco.com)
STAINLESS STEEL: SS (CONTEMPORARY ONLY)
STANDARD SPLIT FINISH: +10% OF HIGHER GROUP PRICE

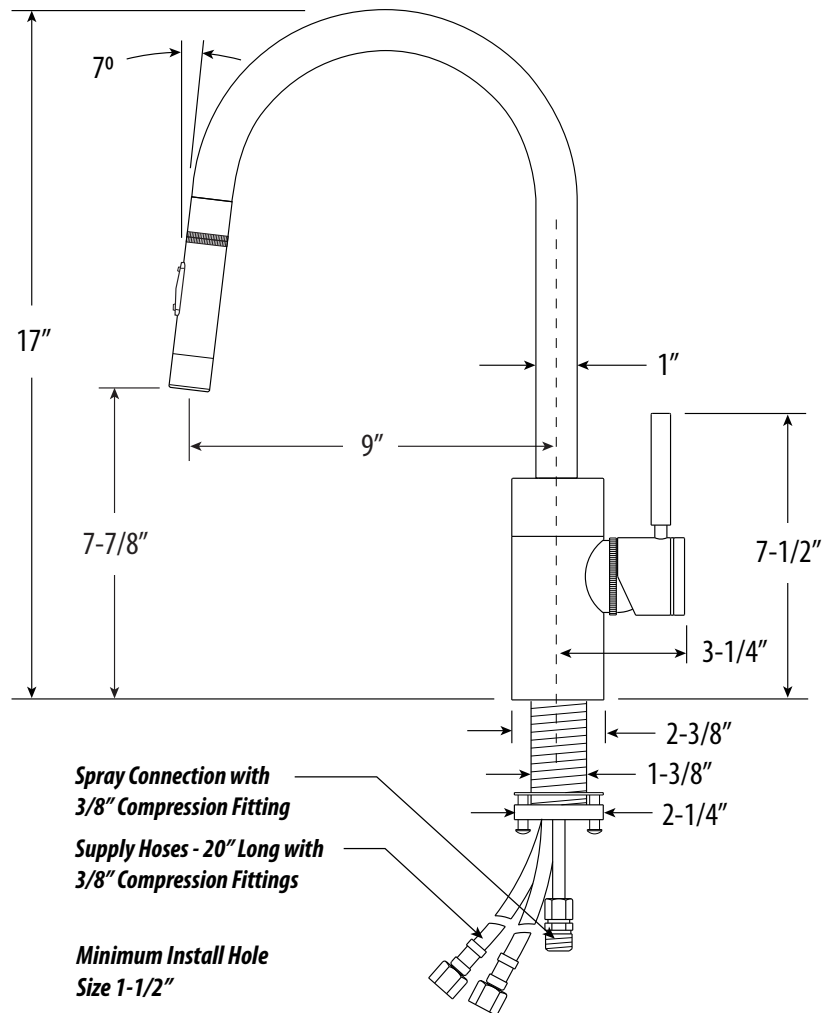
CONTEMPORARY PLP PULLDOWN FAUCET / ANGLED SPOUT / TOGGLE SPRAYER

LIST PRICES:

MODEL #	GRP 1	GRP 2	SS
5410	2299	2346	2938

FEATURES:

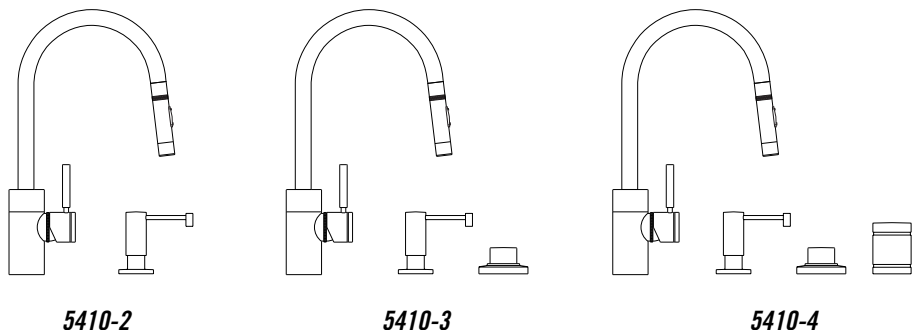
- "Positive Lock Pulldown" design locks sprayer in place when not in use.
- 7 degree angled spout directs water flows towards middle of sink.
- Spout has 9" reach and can swivel 360 degrees.
- Toggle handle spray head pulls out 18" from spout.
- Counterbalanced weight on spray hose allows smooth pull out and prevents snap back.
- Sprayer instantly diverts water from aerated stream to wide spray when toggle button is held.
- 1.75 gpm maximum flow rate with aerated tip.
- Handle ring can be adjusted to preferred push/pull tension and prevents sag.
- Single handle can mount in front, right or left hand positions.
- When mounted on side, handle can adjust 22.5 degrees for backsplash clearance.
- Hot/cold ceramic disk valve cartridge.
- Resistant to reverse osmosis water.
- Made from eco-friendly solid brass or 316 stainless steel.
- 20" reinforced braided connection hoses with 3/8" compression fitting.
- Includes reversible or removable hot/cold indicator ring.
- Lifetime functional warranty.
- Made in the USA.



5410 MINI-SUITES

SUITE LIST PRICES:

MODEL #	GRP 1	GRP 2	SS
5410-2	2700	2768	3463
5410-3	3078	3166	3988
5410-4	3317	3415	4262



2pc. Mini-Suite Soap/Lotion Dispenser (4065)

3pc. Mini-Suite includes Soap/Lotion Dispenser (4065) and Air Switch (3010)

4pc. Mini-Suite includes Soap/Lotion Dispenser (4065), Air Switch (3010) and Single Port Air Gap (3020)

FINISH GROUPINGS

GROUP 1: AB, ABZ, CH, ORB, SC, TB, WB

GROUP 2: AC, AMB, AP, BLN, CB, CHB, CLZ, DAB, DAC, DAMB, DAP, GB, GR, MB, PB, PC, PN, RS, SB, SN, UPB, VB, WC

PRECIOUS METALS: PG, SG (EMAIL FOR PRICING: wscustomerpo@waterstoneco.com)

STAINLESS STEEL: SS (CONTEMPORARY ONLY)

STANDARD SPLIT FINISH: +10% OF HIGHER GROUP PRICE

WSRPL-090119

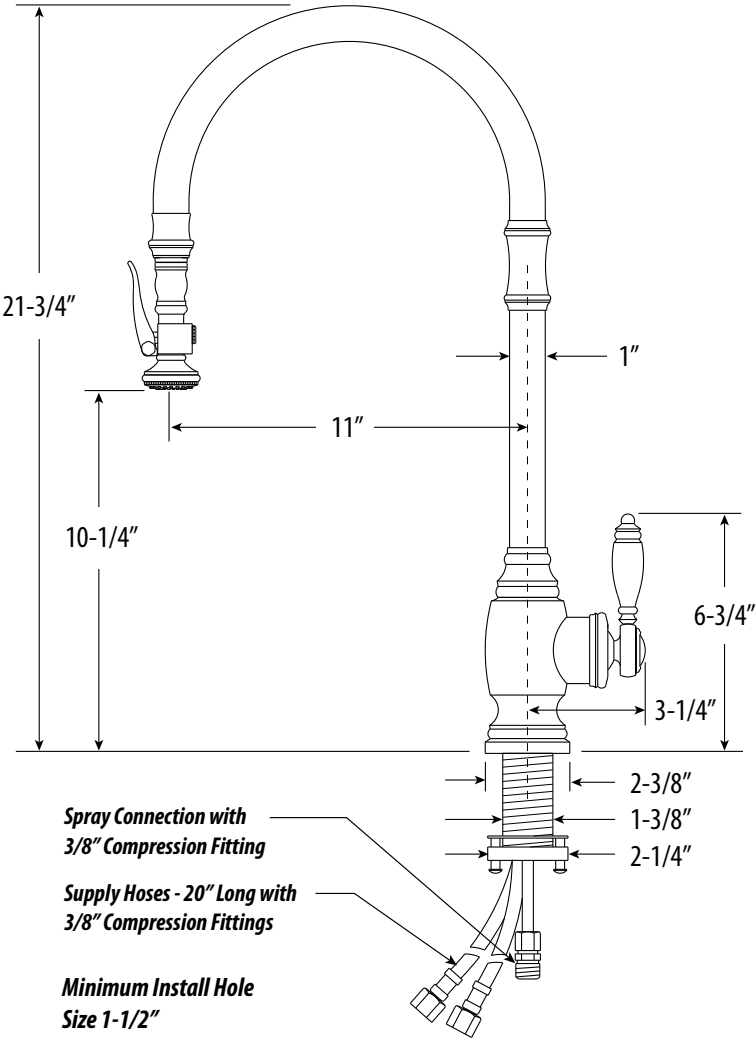
TRADITIONAL EXTENDED REACH PLP PULLDOWN FAUCET / LEVER SPRAYER

LIST PRICES:

MODEL #	GRP 1	GRP 2	SS
5500	2440	2490	N/A

FEATURES:

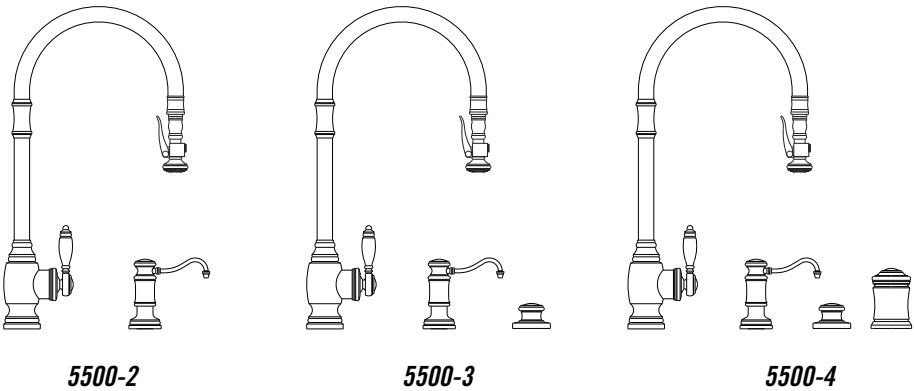
- “Positive Lock Pulldown” design locks sprayer in place when not in use.
- Spout has a larger 11” reach for big sinks and can swivel 360 degrees.
- Lever handle spray head pulls out 18” from spout.
- Counterbalanced weight on spray hose allows smooth pull out and prevents snap back.
- Sprayer instantly diverts water from aerated stream to wide spray when lever handle is held.
- 1.75 gpm maximum flow rate with aerated tip.
- Handle ring can be adjusted to preferred push/pull tension and prevents sag.
- Single handle can mount in front, right or left hand positions.
- When mounted on side, handle can adjust 45 degrees for backsplash clearance.
- Hot/cold ceramic disk valve cartridge.
- Resistant to reverse osmosis water.
- Made from eco-friendly solid brass.
- 20” reinforced braided connection hoses with 3/8” compression fitting.
- Includes 3 styles of handle buttons.
- Lifetime functional warranty.
- Made in the USA.



5500 MINI-SUITES

SUITE LIST PRICES:

MODEL #	GRP 1	GRP 2	SS
5500-2	2914	2989	N/A
5500-3	3332	3429	N/A
5500-4	3597	3708	N/A



- 2pc. Mini-Suite Soap/Lotion Dispenser (4060)
- 3pc. Mini-Suite includes Soap/Lotion Dispenser (4060) and Air Switch (4010)
- 4pc. Mini-Suite includes Soap/Lotion Dispenser (4060), Air Switch (4010) and Single Port Air Gap (4020)

FINISH GROUPINGS

- GROUP 1: AB, ABZ, CH, ORB, SC, TB, WB
- GROUP 2: AC, AMB, AP, BLN, CB, CHB, CLZ, DAB, DAC, DAMB, DAP, GB, GR, MB, PB, PC, PN, RS, SB, SN, UPB, VB, WC

- PRECIOUS METALS: PG, SG (EMAIL FOR PRICING: wscustomerpo@waterstoneco.com)
- STAINLESS STEEL: SS (CONTEMPORARY ONLY)
- STANDARD SPLIT FINISH: +10% OF HIGHER GROUP PRICE

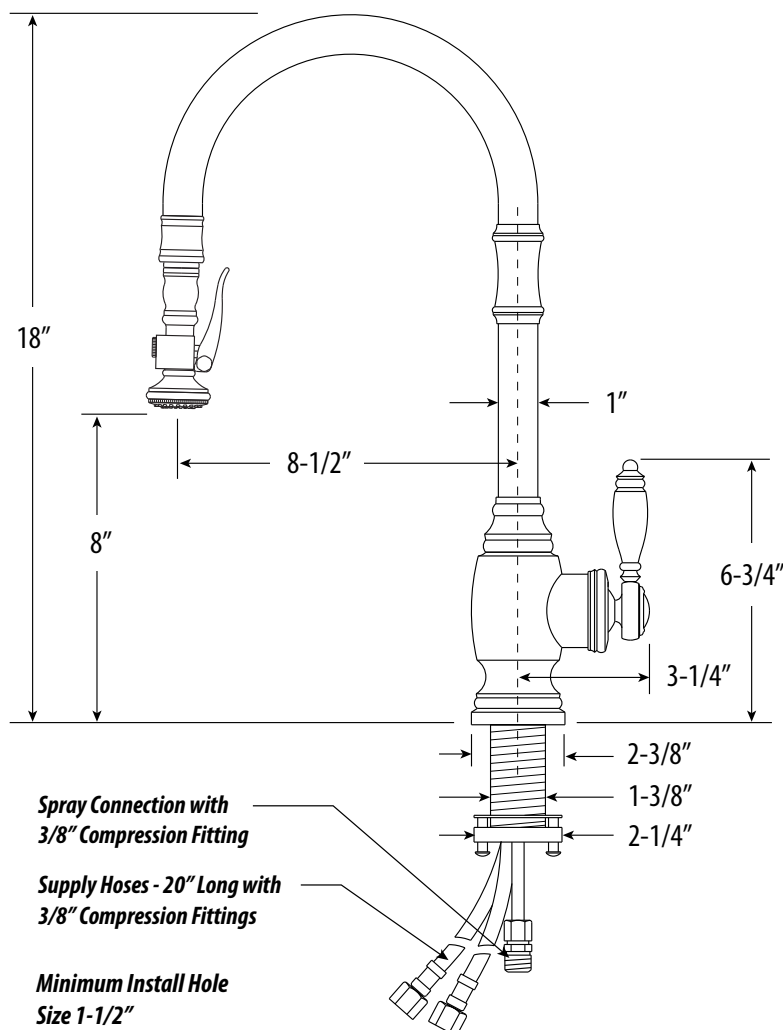
TRADITIONAL PLP PULLDOWN FAUCET / LEVER SPRAYER

LIST PRICES:

MODEL #	GRP 1	GRP 2	SS
5600	2320	2366	N/A

FEATURES:

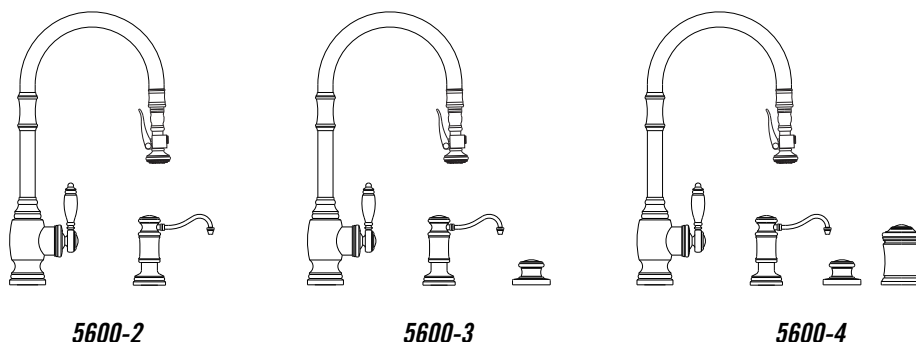
- "Positive Lock Pulldown" design locks sprayer in place when not in use.
- Spout has 8-1/2" reach and can swivel 360 degrees.
- Lever handle spray head pulls out 18" from spout.
- Counterbalanced weight on spray hose allows smooth pull out and prevents snap back.
- Sprayer instantly diverts water from aerated stream to wide spray when lever handle is held.
- 1.75 gpm maximum flow rate with aerated tip.
- Handle ring can be adjusted to preferred push/pull tension and prevents sag.
- Single handle can mount in front, right or left hand positions.
- When mounted on side, handle can adjust 45 degrees for backsplash clearance.
- Hot/cold ceramic disk valve cartridge.
- Resistant to reverse osmosis water.
- Made from eco-friendly solid brass.
- 20" reinforced braided connection hoses with 3/8" compression fitting.
- Includes 3 styles of handle buttons.
- Lifetime functional warranty.
- Made in the USA.



5600 MINI-SUITES

SUITE LIST PRICES:

MODEL #	GRP 1	GRP 2	SS
5600-2	2794	2865	N/A
5600-3	3212	3305	N/A
5600-4	3477	3584	N/A



2pc. Mini-Suite Soap/Lotion Dispenser (4060)

3pc. Mini-Suite includes Soap/Lotion Dispenser (4060) and Air Switch (4010)

4pc. Mini-Suite includes Soap/Lotion Dispenser (4060), Air Switch (4010) and Single Port Air Gap (4020)

FINISH GROUPINGS

GROUP 1: AB, ABZ, CH, ORB, SC, TB, WB

GROUP 2: AC, AMB, AP, BLN, CB, CHB, CLZ, DAB, DAC, DAMB, DAP, GB, GR, MB, PB, PC, PN, RS, SB, SN, UPB, VB, WC

PRECIOUS METALS: PG, SG (EMAIL FOR PRICING: wscustomerpo@waterstoneco.com)

STAINLESS STEEL: SS (CONTEMPORARY ONLY)

STANDARD SPLIT FINISH: +10% OF HIGHER GROUP PRICE

WSRPL-090119

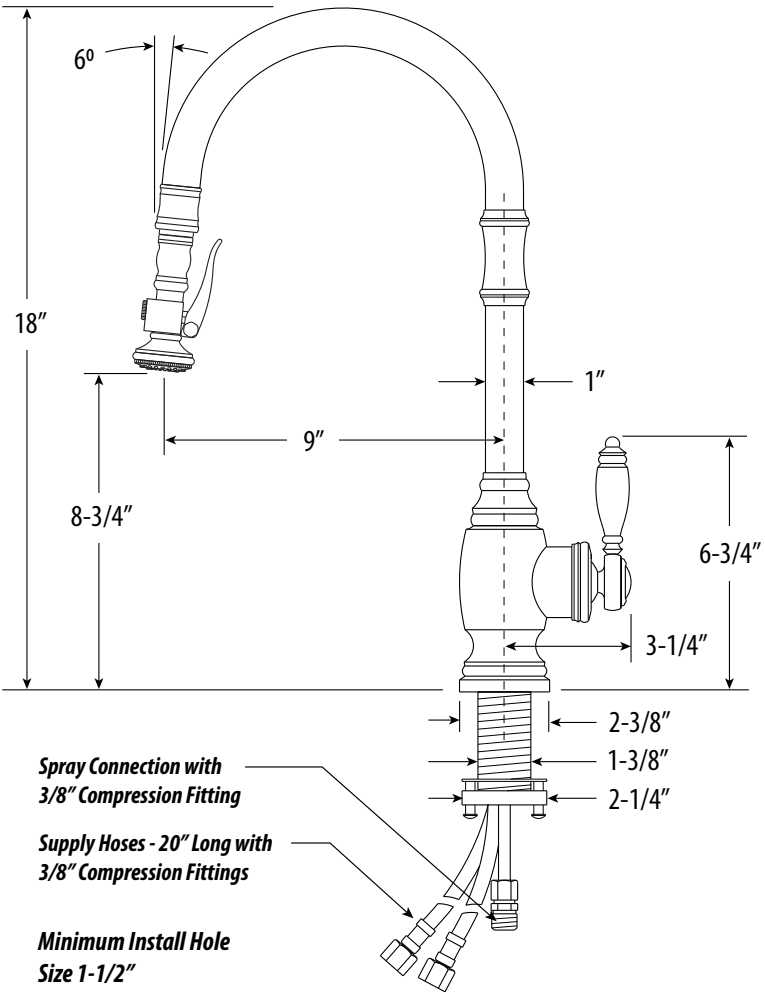
TRADITIONAL PLP PULLDOWN FAUCET / ANGLED SPOUT / LEVER SPRAYER

LIST PRICES:

MODEL #	GRP 1	GRP 2	SS
5610	2389	2436	N/A

FEATURES:

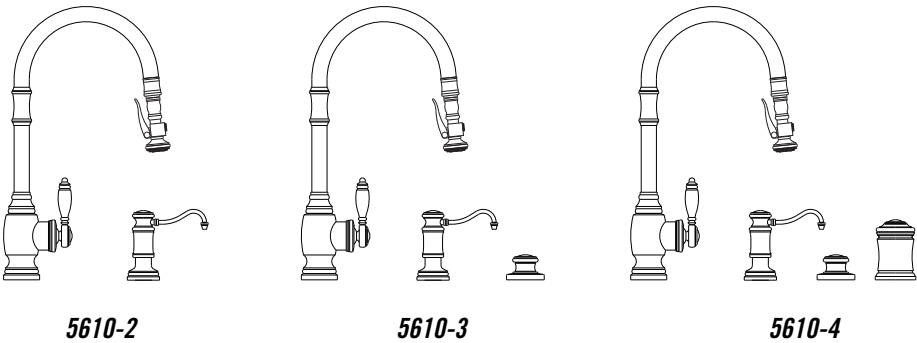
- “Positive Lock Pulldown” design locks sprayer in place when not in use.
- 6 degree angled spout flows outward towards middle of sink.
- Spout has 9” reach and can swivel 360 degrees.
- Lever handle spray head pulls out 18” from spout.
- Counterbalanced weight on spray hose allows smooth pull out and prevents snap back.
- Sprayer instantly diverts water from aerated stream to wide spray when lever handle is held.
- 1.75 gpm maximum flow rate with aerated tip.
- Handle ring can be adjusted to preferred push/pull tension and prevents sag.
- Single handle can mount in front, right or left hand positions.
- When mounted on side, handle can adjust 45 degrees for backsplash clearance.
- Hot/cold ceramic disk valve cartridge.
- Resistant to reverse osmosis water.
- Made from eco-friendly solid brass.
- 20” reinforced braided connection hoses with 3/8” compression fitting.
- Includes 3 styles of handle buttons.
- Lifetime functional warranty.
- Made in the USA.



5610 MINI-SUITES

SUITE LIST PRICES:

MODEL #	GRP 1	GRP 2	SS
5610-2	2863	2935	N/A
5610-3	3281	3375	N/A
5610-4	3546	3654	N/A



- 2pc. Mini-Suite Soap/Lotion Dispenser (4060)
- 3pc. Mini-Suite includes Soap/Lotion Dispenser (4060) and Air Switch (4010)
- 4pc. Mini-Suite includes Soap/Lotion Dispenser (4060), Air Switch (4010) and Single Port Air Gap (4020)

FINISH GROUPINGS

- GROUP 1: AB, ABZ, CH, ORB, SC, TB, WB
GROUP 2: AC, AMB, AP, BLN, CB, CHB, CLZ, DAB, DAC, DAMB, DAP, GB, GR, MB, PB, PC, PN, RS, SB, SN, UPB, VB, WC

- PRECIOUS METALS: PG, SG (EMAIL FOR PRICING: wscustomerpo@waterstoneco.com)
STAINLESS STEEL: SS (CONTEMPORARY ONLY)
STANDARD SPLIT FINISH: +10% OF HIGHER GROUP PRICE

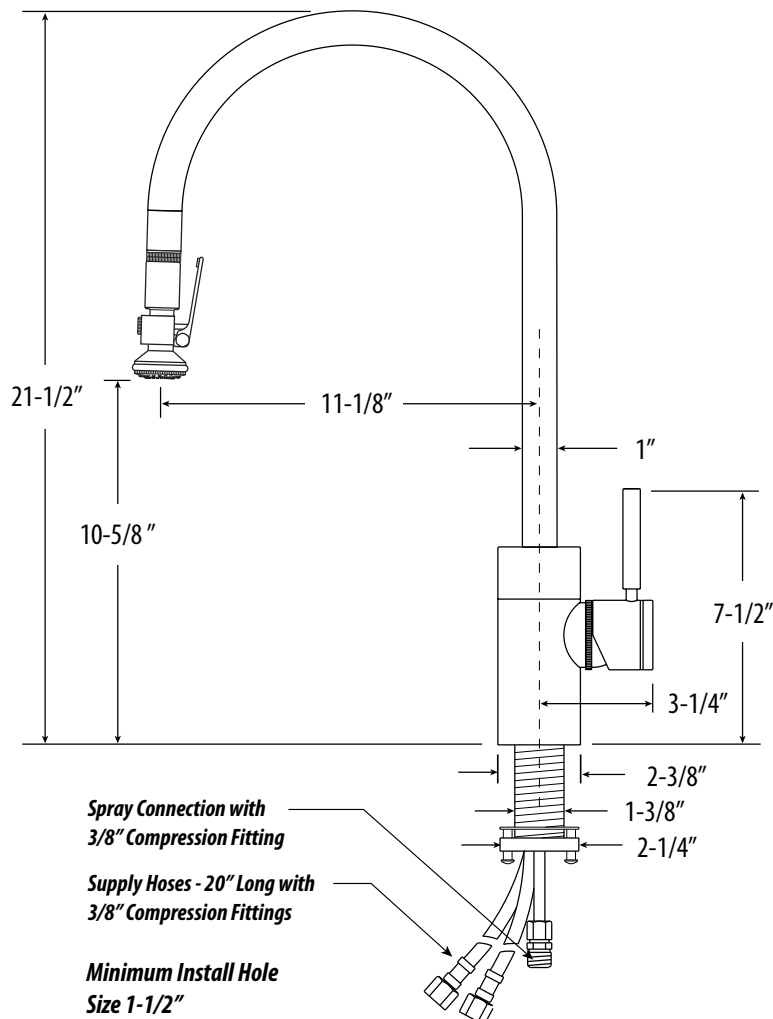
CONTEMPORARY EXTENDED REACH PLP PULLDOWN FAUCET / LEVER SPRAYER

LIST PRICES:

MODEL #	GRP 1	GRP 2	SS
5700	2540	2590	3170

FEATURES:

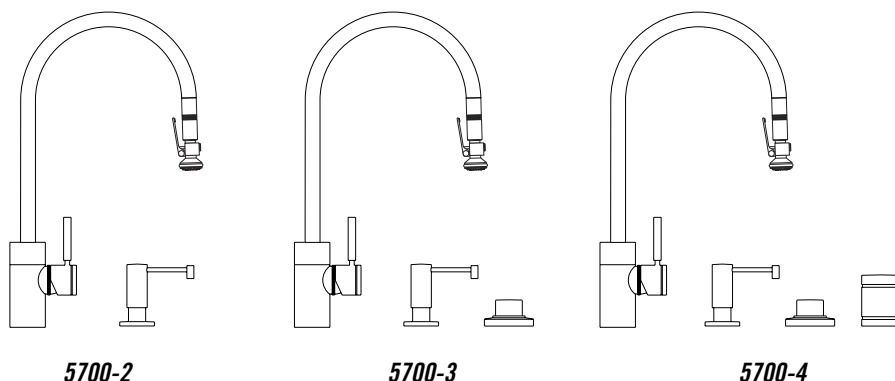
- "Positive Lock Pulldown" design locks sprayer in place when not in use.
- Spout has 11-1/8" extended reach for larger sinks and can swivel 360 degrees.
- Lever handle spray head pulls out 18" from spout.
- Counterbalanced weight on spray hose allows smooth pull out and prevents snap back.
- Sprayer instantly diverts water from aerated stream to wide spray when lever handle is held.
- 1.75 gpm maximum flow rate with aerated tip.
- Handle ring can be adjusted to preferred push/pull tension and prevents sag.
- Single handle can mount in front, right or left hand positions.
- When mounted on side, handle can adjust 22.5 degrees for backsplash clearance.
- Hot/cold ceramic disk valve cartridge.
- Resistant to reverse osmosis water.
- Made from eco-friendly solid brass or 316 stainless steel.
- 20" reinforced braided connection hoses with 3/8" compression fitting.
- Includes reversible or removable hot/cold indicator ring.
- Lifetime functional warranty.
- Made in the USA.



5700 MINI-SUITES

SUITE LIST PRICES:

MODEL #	GRP 1	GRP 2	SS
5700-2	2941	3012	3695
5700-3	3319	3410	4220
5700-4	3558	3659	4494



2pc. Mini-Suite Soap/Lotion Dispenser (4065)

3pc. Mini-Suite includes Soap/Lotion Dispenser (4065) and Air Switch (3010)

4pc. Mini-Suite includes Soap/Lotion Dispenser (4065), Air Switch (3010) and Single Port Air Gap (3020)

FINISH GROUPINGS

GROUP 1: AB, ABZ, CH, ORB, SC, TB, WB

GROUP 2: AC, AMB, AP, BLN, CB, CHB, CLZ, DAB, DAC, DAMB, DAP, GB, GR, MB, PB, PC, PN, RS, SB, SN, UPB, VB, WC

PRECIOUS METALS: PG, SG (EMAIL FOR PRICING: wscustomerpo@waterstoneco.com)

STAINLESS STEEL: SS (CONTEMPORARY ONLY)

STANDARD SPLIT FINISH: +10% OF HIGHER GROUP PRICE

WSRPL-090119

5800

PLP Pulldown Faucets

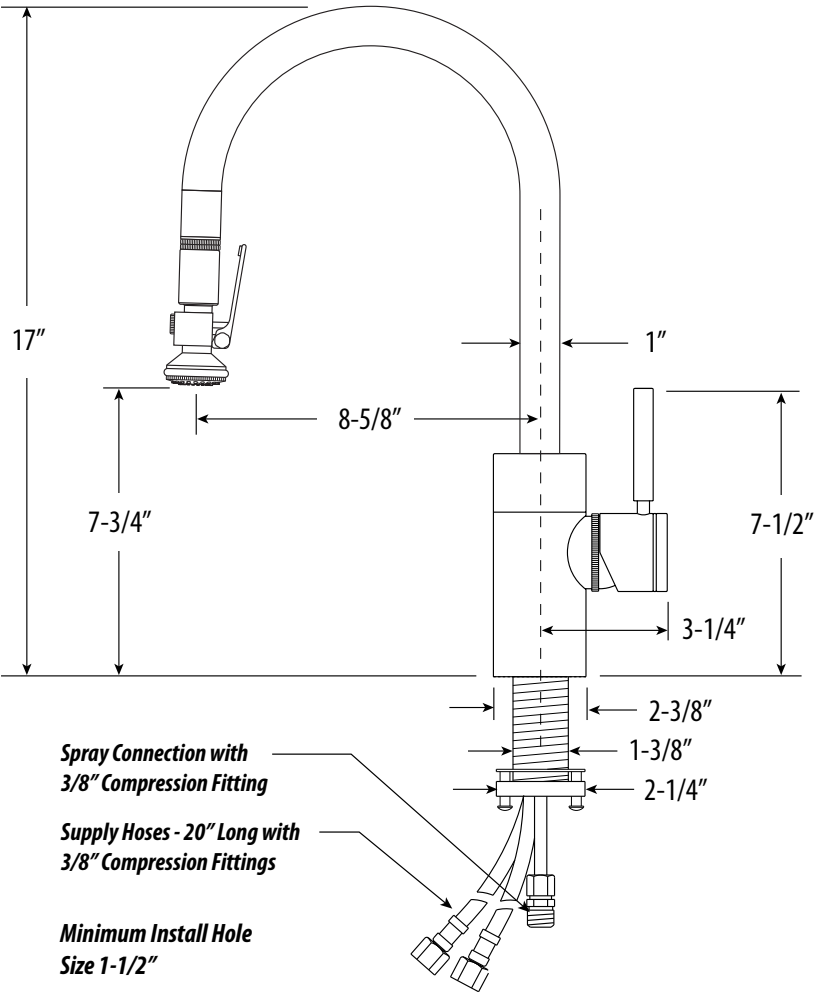
CONTEMPORARY PLP PULLDOWN FAUCET / LEVER SPRAYER

LIST PRICES:

MODEL #	GRP 1	GRP 2	SS
5800	2440	2490	3080

FEATURES:

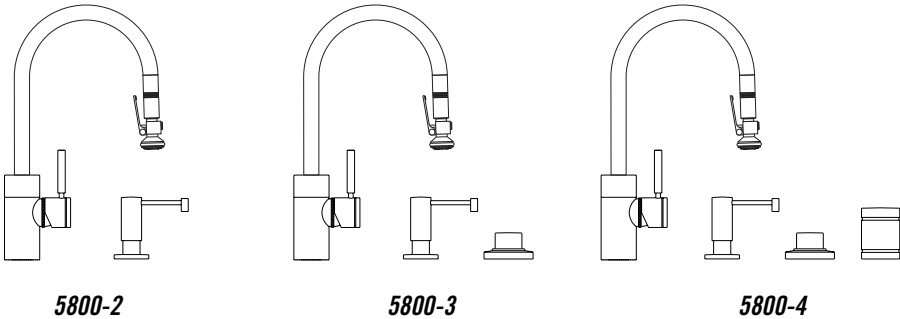
- “Positive Lock Pulldown” design locks sprayer in place when not in use.
- Spout has 8-5/8” reach and swivels 360 degrees.
- Lever handle spray head pulls out 18” from spout.
- Counterbalanced weight on spray hose allows smooth pull out and prevents snap back.
- Sprayer instantly diverts water from aerated stream to wide spray when lever handle is held.
- 1.75 gpm maximum flow rate with aerated tip.
- Handle ring can be adjusted to preferred push/pull tension and prevents sag.
- Single handle can mount in front, right or left hand positions.
- When mounted on side, handle can adjust 22.5 degrees for backsplash clearance.
- Hot/cold ceramic disk valve cartridge.
- Resistant to reverse osmosis water.
- Made from eco-friendly solid brass or 316 stainless steel.
- 20” reinforced braided connection hoses with 3/8” compression fitting.
- Includes reversible or removable hot/cold indicator ring.
- Lifetime functional warranty.
- Made in the USA.



5800 MINI-SUITES

SUITE LIST PRICES:

MODEL #	GRP 1	GRP 2	SS
5800-2	2841	2912	3605
5800-3	3219	3310	4130
5800-4	3458	3559	4404



- 2pc. Mini-Suite Soap/Lotion Dispenser (4065)
3pc. Mini-Suite includes Soap/Lotion Dispenser (4065) and Air Switch (3010)
4pc. Mini-Suite includes Soap/Lotion Dispenser (4065), Air Switch (3010) and Single Port Air Gap (3020)

FINISH GROUPINGS

- GROUP 1: AB, ABZ, CH, ORB, SC, TB, WB
GROUP 2: AC, AMB, AP, BLN, CB, CHB, CLZ, DAB, DAC, DAMB, DAP, GB, GR, MB, PB, PC, PN, RS, SB, SN, UPB, VB, WC

- PRECIOUS METALS: PG, SG (EMAIL FOR PRICING: wscustomerpo@waterstoneco.com)
STAINLESS STEEL: SS (CONTEMPORARY ONLY)
STANDARD SPLIT FINISH: +10% OF HIGHER GROUP PRICE

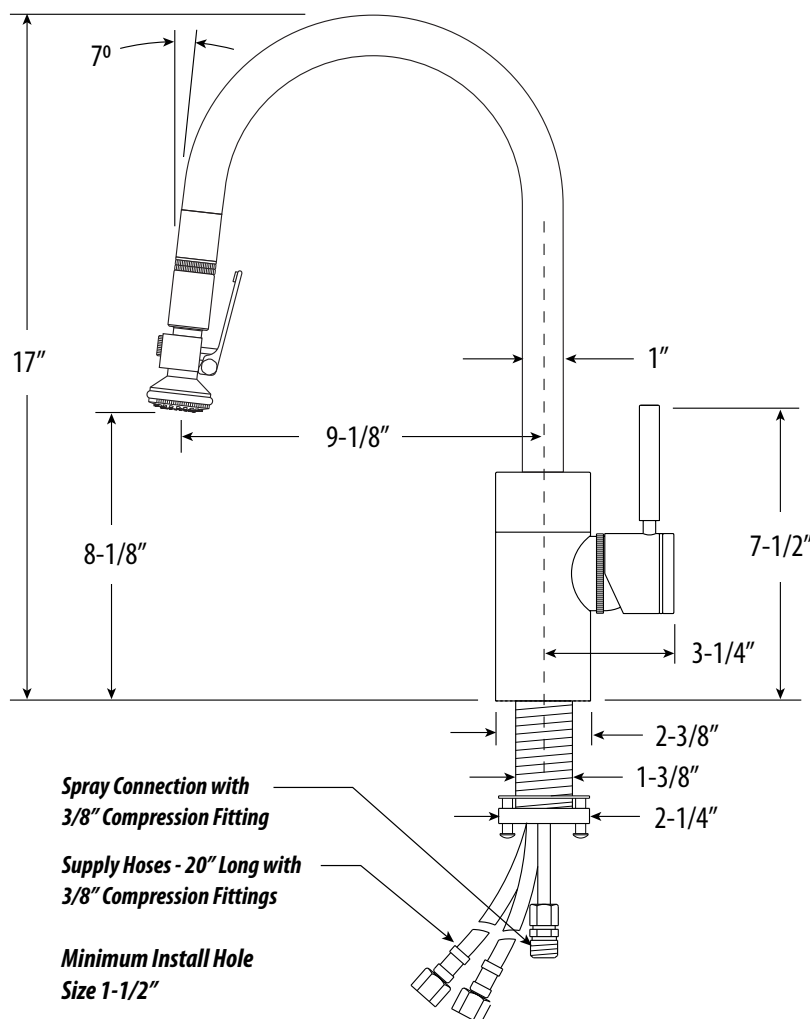
CONTEMPORARY PLP PULLDOWN FAUCET / ANGLED SPOUT / LEVER SPRAYER

LIST PRICES:

MODEL #	GRP 1	GRP 2	SS
5810	2515	2565	3192

FEATURES:

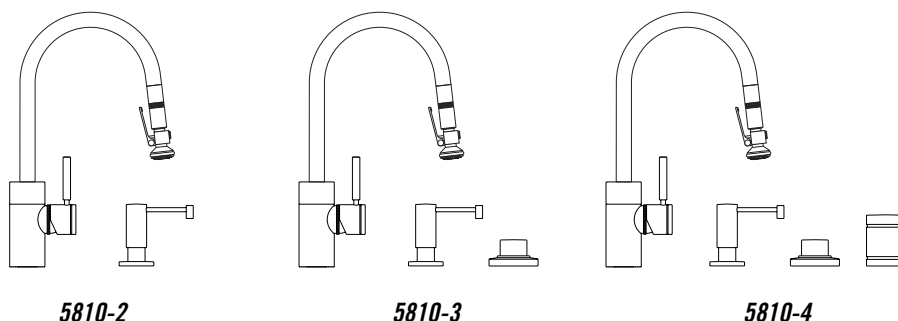
- "Positive Lock Pulldown" design locks sprayer in place when not in use.
- 7 degree angled spout flows outward towards middle of sink.
- Spout has 9-1/8" reach and can swivel 360 degrees.
- Lever handle spray head pulls out 18" from spout.
- Counterbalanced weight on spray hose allows smooth pull out and prevents snap back.
- Sprayer instantly diverts water from aerated stream to wide spray when lever handle is held.
- 1.75 gpm maximum flow rate with aerated tip.
- Handle ring can be adjusted to preferred push/pull tension and prevents sag.
- Single handle can mount in front, right or left hand positions.
- When mounted on side, handle can adjust 22.5 degrees for backsplash clearance.
- Hot/cold ceramic disk valve cartridge.
- Resistant to reverse osmosis water.
- Made from eco-friendly solid brass or 316 stainless steel.
- 20" reinforced braided connection hoses with 3/8" compression fitting.
- Includes reversible or removable hot/cold indicator ring.
- Lifetime functional warranty.
- Made in the USA.



5810 MINI-SUITES

SUITE LIST PRICES:

MODEL #	GRP 1	GRP 2	SS
5810-2	2916	2987	3717
5810-3	3294	3385	4242
5810-4	3533	3634	4516



2pc. Mini-Suite Soap/Lotion Dispenser (4065)

3pc. Mini-Suite includes Soap/Lotion Dispenser (4065) and Air Switch (3010)

4pc. Mini-Suite includes Soap/Lotion Dispenser (4065), Air Switch (3010) and Single Port Air Gap (3020)

FINISH GROUPINGS

GROUP 1: AB, ABZ, CH, ORB, SC, TB, WB

GROUP 2: AC, AMB, AP, BLN, CB, CHB, CLZ, DAB, DAC, DAMB, DAP, GB, GR, MB, PB, PC, PN, RS, SB, SN, UPB, VB, WC

PRECIOUS METALS: PG, SG (EMAIL FOR PRICING: wscustomerpo@waterstoneco.com)

STAINLESS STEEL: SS (CONTEMPORARY ONLY)

STANDARD SPLIT FINISH: +10% OF HIGHER GROUP PRICE

WSRPL-090119

5900

PLP Pulldown Faucets

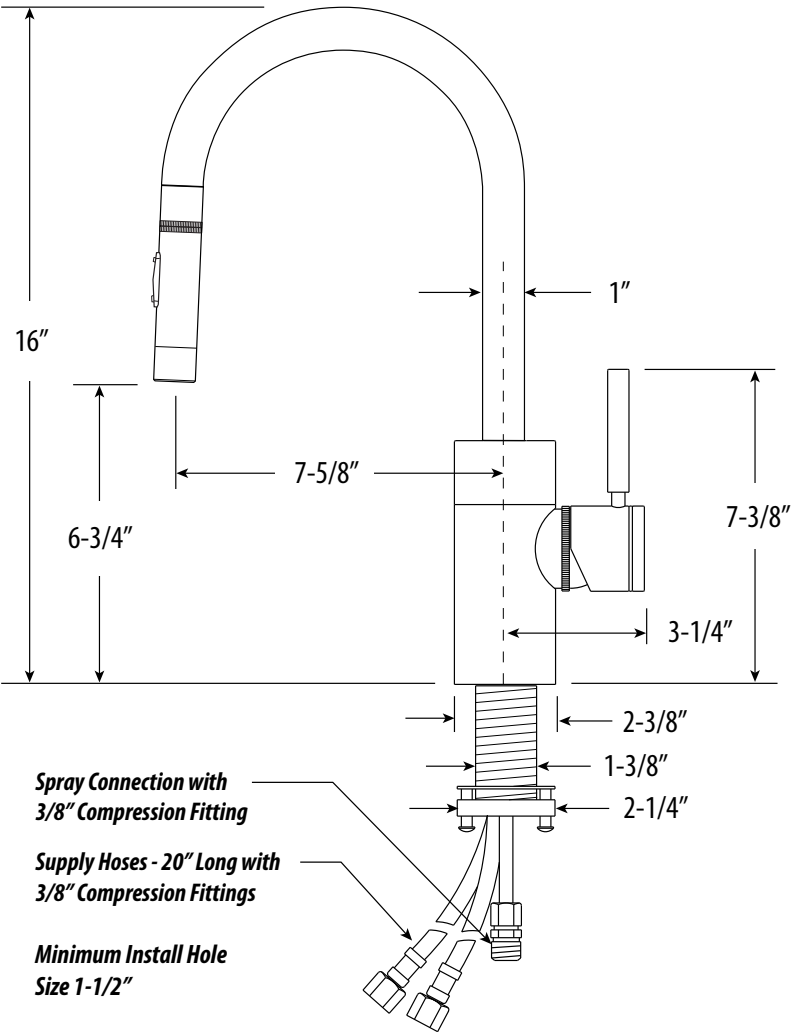
CONTEMPORARY PREP SIZE PLP PULLDOWN FAUCET / TOGGLE SPRAYER

LIST PRICES:

MODEL #	GRP 1	GRP 2	SS
5900	2224	2269	3011

FEATURES:

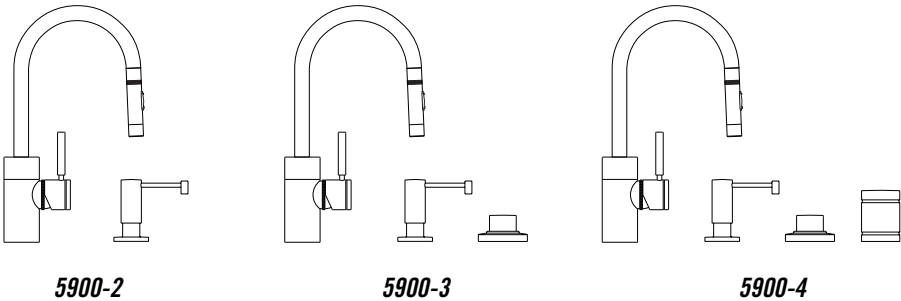
- Smaller food prep version of standard reach PLP Pulldown.
- “Positive Lock Pulldown” design locks sprayer in place when not in use.
- Spout has 7-5/8” reach and can swivel 360 degrees.
- Toggle handle spray head pulls out 18” from spout.
- Counterbalanced weight on spray hose allows smooth pull out and prevents snap back.
- Sprayer instantly diverts water from aerated stream to wide spray when toggle button is held.
- 1.75 gpm maximum flow rate with aerated tip.
- Handle ring can be adjusted to preferred push/pull tension and prevents sag.
- Single handle can mount in front, right or left hand positions.
- When mounted on side, handle can adjust 22.5 degrees for backsplash clearance.
- Hot/cold ceramic disk valve cartridge.
- Resistant to reverse osmosis water.
- Made from eco-friendly solid brass or 316 stainless steel.
- 20” reinforced braided connection hoses with 3/8” compression fitting.
- Includes reversible or removable hot/cold indicator ring.
- Lifetime functional warranty.
- Made in the USA.



5900 MINI-SUITES

SUITE LIST PRICES:

MODEL #	GRP 1	GRP 2	SS
5900-2	2625	2691	3536
5900-3	3003	3089	4061
5900-4	3242	3338	4335



- 2pc. Mini-Suite Soap/Lotion Dispenser (4065)
3pc. Mini-Suite includes Soap/Lotion Dispenser (4065) and Air Switch (3010)
4pc. Mini-Suite includes Soap/Lotion Dispenser (4065), Air Switch (3010) and Single Port Air Gap (3020)

FINISH GROUPINGS

- GROUP 1: AB, ABZ, CH, ORB, SC, TB, WB
GROUP 2: AC, AMB, AP, BLN, CB, CHB, CLZ, DAB, DAC, DAMB, DAP, GB, GR, MB, PB, PC, PN, RS, SB, SN, UPB, VB, WC

- PRECIOUS METALS: PG, SG (EMAIL FOR PRICING: wscustomerpo@waterstoneco.com)
STAINLESS STEEL: SS (CONTEMPORARY ONLY)
STANDARD SPLIT FINISH: +10% OF HIGHER GROUP PRICE

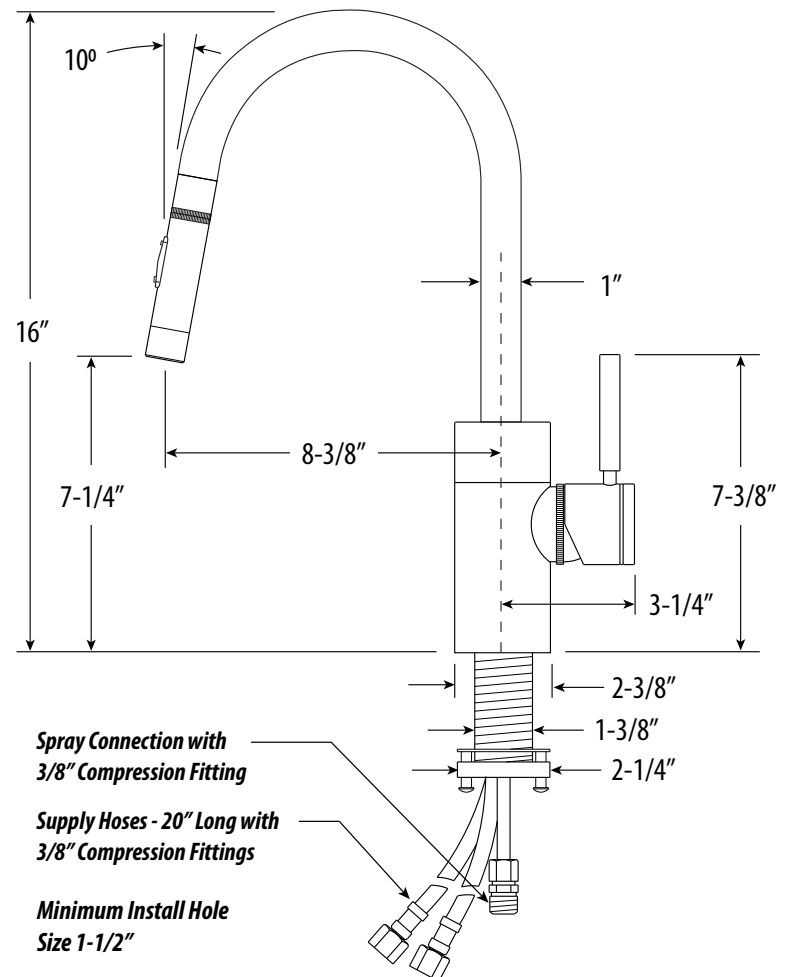
CONTEMPORARY PREP SIZE PLP PULLDOWN FAUCET / ANGLED SPOUT / TOGGLE SPRAYER

LIST PRICES:

MODEL #	GRP 1	GRP 2	SS
5910	2290	2337	3067

FEATURES:

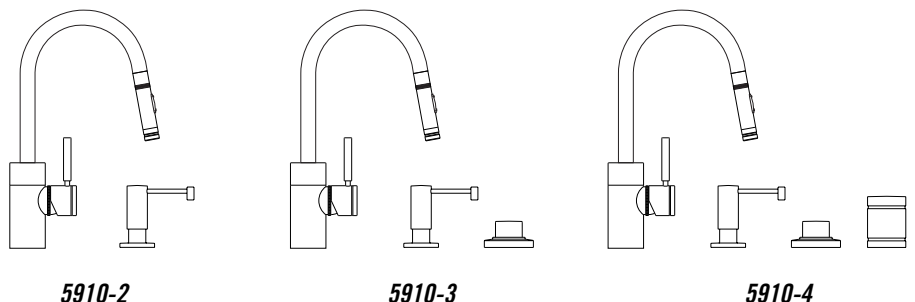
- Smaller food prep version of standard reach PLP Pulldown.
- 10 degree angled spout direct water flows towards middle of sink.
- "Positive Lock Pulldown" design locks sprayer in place when not in use.
- Spout has 8-3/8" reach and can swivel 360 degrees.
- Toggle handle spray head pulls out 18" from spout.
- Counterbalanced weight on spray hose allows smooth pull out and prevents snap back.
- Sprayer instantly diverts water from aerated stream to wide spray when toggle button is held.
- 1.75 gpm maximum flow rate with aerated tip.
- Handle ring can be adjusted to preferred push/pull tension and prevents sag.
- Single handle can mount in front, right or left hand positions.
- When mounted on side, handle can adjust 22.5 degrees for backsplash clearance.
- Hot/cold ceramic disk valve cartridge.
- Resistant to reverse osmosis water.
- Made from eco-friendly solid brass or 316 stainless steel.
- 20" reinforced braided connection hoses with 3/8" compression fitting.
- Includes reversible or removable hot/cold indicator ring.
- Lifetime functional warranty.
- Made in the USA.



5910 MINI-SUITES

SUITE LIST PRICES:

MODEL #	GRP 1	GRP 2	SS
5910-2	2691	2759	3592
5910-3	3069	3157	4117
5910-4	3308	3406	4391



2pc. Mini-Suite Soap/Lotion Dispenser (4065)

3pc. Mini-Suite includes Soap/Lotion Dispenser (4065) and Air Switch (3010)

4pc. Mini-Suite includes Soap/Lotion Dispenser (4065), Air Switch (3010) and Single Port Air Gap (3020)

FINISH GROUPINGS

GROUP 1: AB, ABZ, CH, ORB, SC, TB, WB

GROUP 2: AC, AMB, AP, BLN, CB, CHB, CLZ, DAB, DAC, DAMB, DAP, GB, GR, MB, PB, PC, PN, RS, SB, SN, UPB, VB, WC

PRECIOUS METALS: PG, SG (EMAIL FOR PRICING: wscustomerpo@waterstoneco.com)

STAINLESS STEEL: SS (CONTEMPORARY ONLY)

STANDARD SPLIT FINISH: +10% OF HIGHER GROUP PRICE

WSRPL-090119

5930

PLP Pulldown Faucets

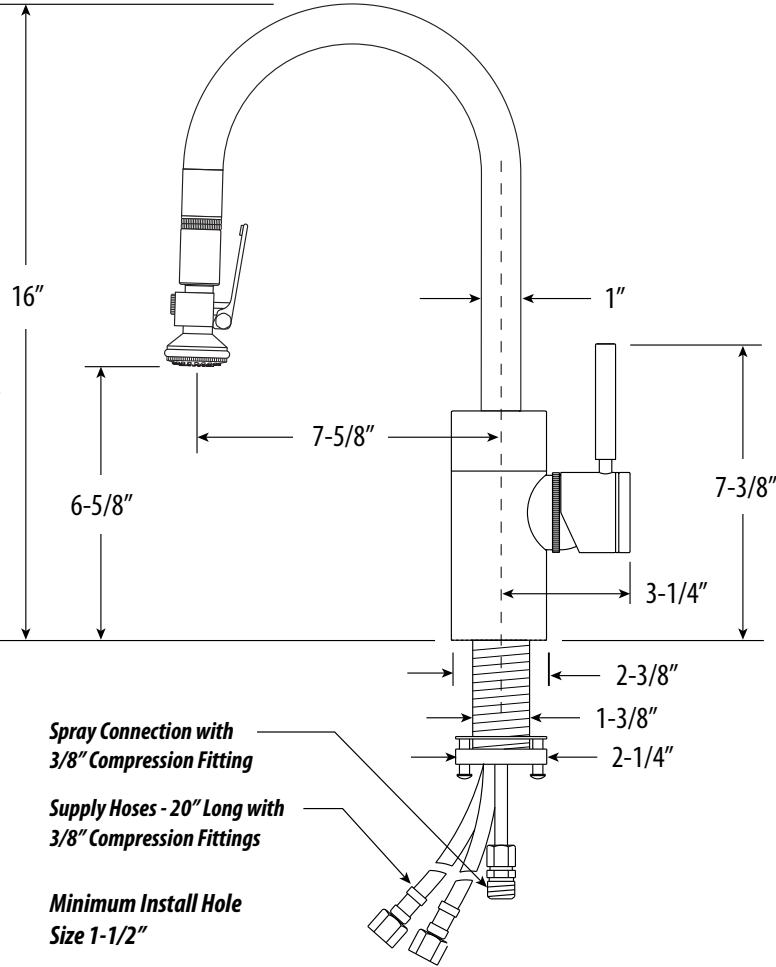
CONTEMPORARY PREP SIZE PLP PULLDOWN FAUCET / LEVER SPRAYER

LIST PRICES:

MODEL #	GRP 1	GRP 2	SS
5930	2346	2394	3056

FEATURES:

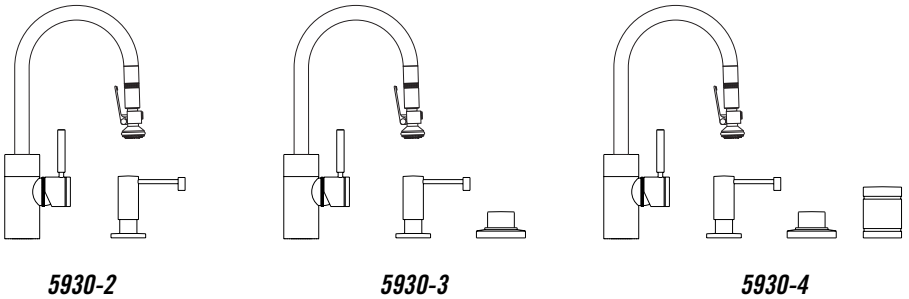
- Smaller food prep version of the standard reach PLP Pulldown.
- “Positive Lock Pulldown” design locks sprayer in place when not in use.
- Spout has 7-5/8” reach and can swivel 360 degrees.
- Lever handle spray head pulls out 18” from spout.
- Counterbalanced weight on spray hose allows smooth pull out and prevents snap back.
- Sprayer instantly diverts water from aerated stream to wide spray when lever handle is held.
- 1.75 gpm maximum flow rate with aerated tip.
- Handle ring can be adjusted to preferred push/pull tension and prevents sag.
- Single handle can mount in front, right or left hand positions.
- When mounted on side, handle can adjust 22.5 degrees for backsplash clearance.
- Hot/cold ceramic disk valve cartridge.
- Resistant to reverse osmosis water.
- Made from solid brass or 316 stainless steel.
- 20” reinforced braided connection hoses with 3/8” compression fitting.
- Includes reversible or removable hot/cold indicator ring.
- Lifetime functional warranty.
- Made in the USA.



5930 MINI-SUITES

SUITE LIST PRICES:

MODEL #	GRP 1	GRP 2	SS
5930-2	2747	2816	3581
5930-3	3125	3214	4106
5930-4	3364	3463	4380



- 2pc. Mini-Suite Soap/Lotion Dispenser (4065)
3pc. Mini-Suite includes Soap/Lotion Dispenser (4065) and Air Switch (3010)
4pc. Mini-Suite includes Soap/Lotion Dispenser (4065), Air Switch (3010) and Single Port Air Gap (3020)

FINISH GROUPINGS

- GROUP 1: AB, ABZ, CH, ORB, SC, TB, WB
GROUP 2: AC, AMB, AP, BLN, CB, CHB, CLZ, DAB, DAC, DAMB, DAP, GB, GR, MB, PB, PC, PN, RS, SB, SN, UPB, VB, WC

- PRECIOUS METALS: PG, SG (EMAIL FOR PRICING: wscustomerpo@waterstoneco.com)
STAINLESS STEEL: SS (CONTEMPORARY ONLY)
STANDARD SPLIT FINISH: +10% OF HIGHER GROUP PRICE

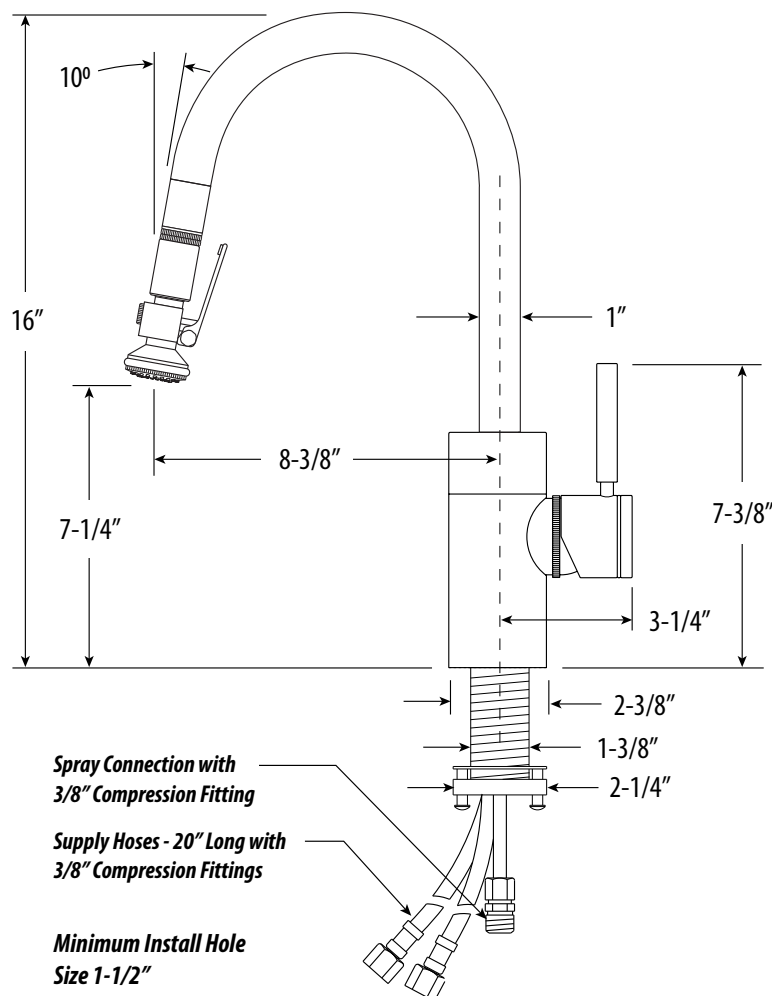
CONTEMPORARY PREP SIZE PLP PULLDOWN FAUCET / ANGLED SPOUT / LEVER SPRAYER

LIST PRICES:

MODEL #	GRP 1	GRP 2	SS
5940	2417	2466	3087

FEATURES:

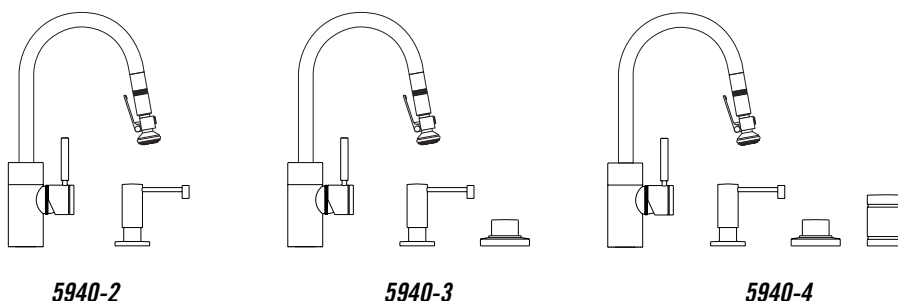
- Smaller food prep version of the standard reach PLP Pulldown.
- 10 degree angled spout flows outward towards middle of sink.
- "Positive Lock Pulldown" design locks sprayer in place when not in use.
- Spout has 8-3/8" reach and can swivel 360 degrees.
- Lever handle spray head pulls out 18" from spout.
- Counterbalanced weight on spray hose allows smooth pull out and prevents snap back.
- Sprayer instantly diverts water from aerated stream to wide spray when lever handle is held.
- 1.75 gpm maximum flow rate with aerated tip.
- Handle ring can be adjusted to preferred push/pull tension and prevents sag.
- Single handle can mount in front, right or left hand positions.
- When mounted on side, handle can adjust 22.5 degrees for backsplash clearance.
- Hot/cold ceramic disk valve cartridge.
- Resistant to reverse osmosis water.
- Made from eco-friendly solid brass or 316 stainless steel.
- 20" reinforced braided connection hoses with 3/8" compression fitting.
- Includes reversible or removable hot/cold indicator ring.
- Lifetime functional warranty.



5940 MINI-SUITES

SUITE LIST PRICES:

MODEL #	GRP 1	GRP 2	SS
5940-2	2818	2888	3612
5940-3	3196	3286	4137
5940-4	3435	3535	4411



2pc. Mini-Suite Soap/Lotion Dispenser (4065)

3pc. Mini-Suite includes Soap/Lotion Dispenser (4065) and Air Switch (3010)

4pc. Mini-Suite includes Soap/Lotion Dispenser (4065), Air Switch (3010) and Single Port Air Gap (3020)

FINISH GROUPINGS

GROUP 1: AB, ABZ, CH, ORB, SC, TB, WB

GROUP 2: AC, AMB, AP, BLN, CB, CHB, CLZ, DAB, DAC, DAMB, DAP, GB, GR, MB, PB, PC, PN, RS, SB, SN, UPB, VB, WC

PRECIOUS METALS: PG, SG (EMAIL FOR PRICING: wscustomerpo@waterstoneco.com)

STAINLESS STEEL: SS (CONTEMPORARY ONLY)

STANDARD SPLIT FINISH: +10% OF HIGHER GROUP PRICE

WSRPL-090119

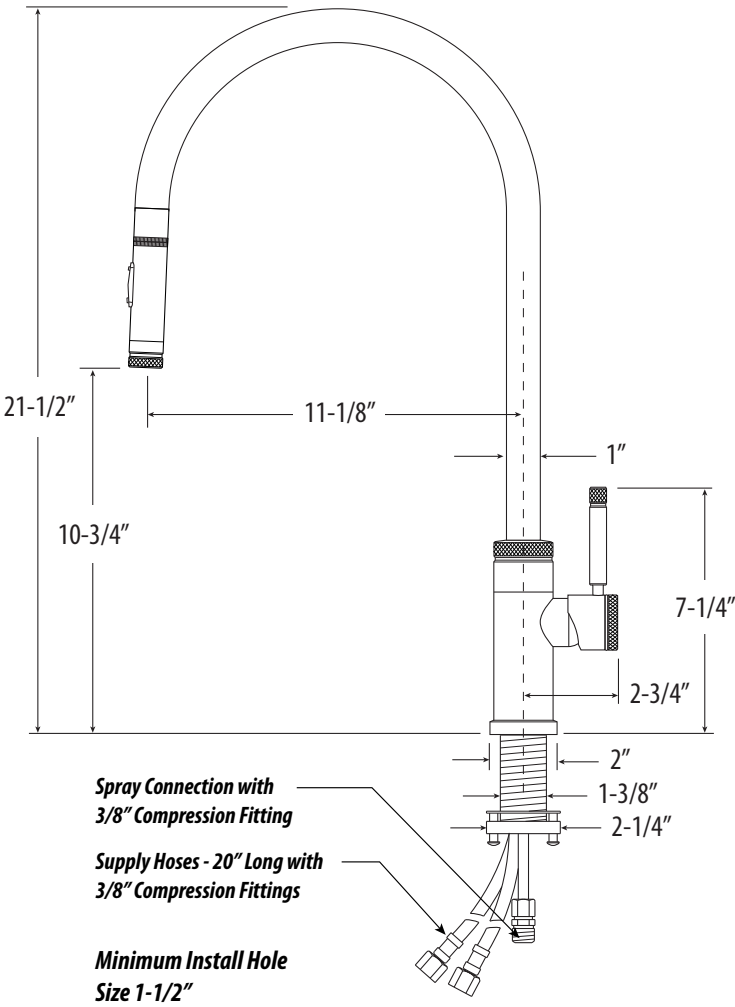
INDUSTRIAL EXTENDED REACH PLP PULLDOWN FAUCET / TOGGLE SPRAYER

LIST PRICES:

MODEL #	GRP 1	GRP 2	SS
9300	1867	1965	2555

FEATURES:

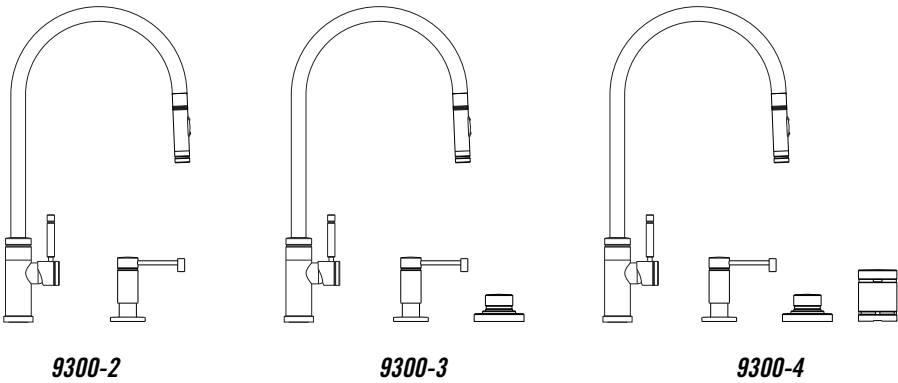
- Modern diamond knurling gives industrial look.
- Thin, sleek faucet body design is perfect for modern kitchens.
- “Positive Lock Pulldown” design locks sprayer in place when not in use.
- Spout has 11-1/8” extended reach for larger sinks and can swivel 360 degrees.
- Anti-rocking spout assembly ensures smooth spout swivel without wobbling.
- Toggle handle spray head pulls out 18” from spout.
- Counterbalanced weight on spray hose allows smooth pull out and prevents snap back.
- Sprayer instantly diverts water from aerated stream to wide spray when toggle button is held.
- Spray swivel design is fully insulated against heat.
- 1.75 gpm maximum flow rate with aerated tip.
- Innovative wave spring handle tension system prevents sagging and requires no adjustment.
- Single handle can mount in front, right or left hand positions.
- When mounted on side, handle can adjust 22.5 degrees for backsplash clearance.
- 25mm hot/cold ceramic disk valve cartridge.
- Resistant to reverse osmosis water.
- Made from eco-friendly solid brass or 316 stainless steel.
- 20” reinforced braided connection hoses with 3/8” compression fitting.
- Lifetime functional warranty.



9300 MINI-SUITES

SUITE LIST PRICES:

MODEL #	GRP 1	GRP 2	SS
9300-2	2271	2391	3075
9300-3	2652	2793	3600
9300-4	2902	3053	3925



- 2pc. Mini-Suite Soap/Lotion Dispenser (9065)
- 3pc. Mini-Suite includes Soap/Lotion Dispenser (9065) and Air Switch (9010)
- 4pc. Mini-Suite includes Soap/Lotion Dispenser (9065), Air Switch (9010) and Single Port Air Gap (9020)

FINISH GROUPINGS

- GROUP 1: AB, ABZ, CH, ORB, SC, TB, WB
- GROUP 2: AC, AMB, AP, BLN, CB, CHB, CLZ, DAB, DAC, DAMB, DAP, GB, GR, MB, PB, PC, PN, RS, SB, SN, UPB, VB, WC

- PRECIOUS METALS: PG, SG (EMAIL FOR PRICING: wscustomerpo@waterstoneco.com)
- STAINLESS STEEL: SS (CONTEMPORARY ONLY)
- STANDARD SPLIT FINISH: +10% OF HIGHER GROUP PRICE

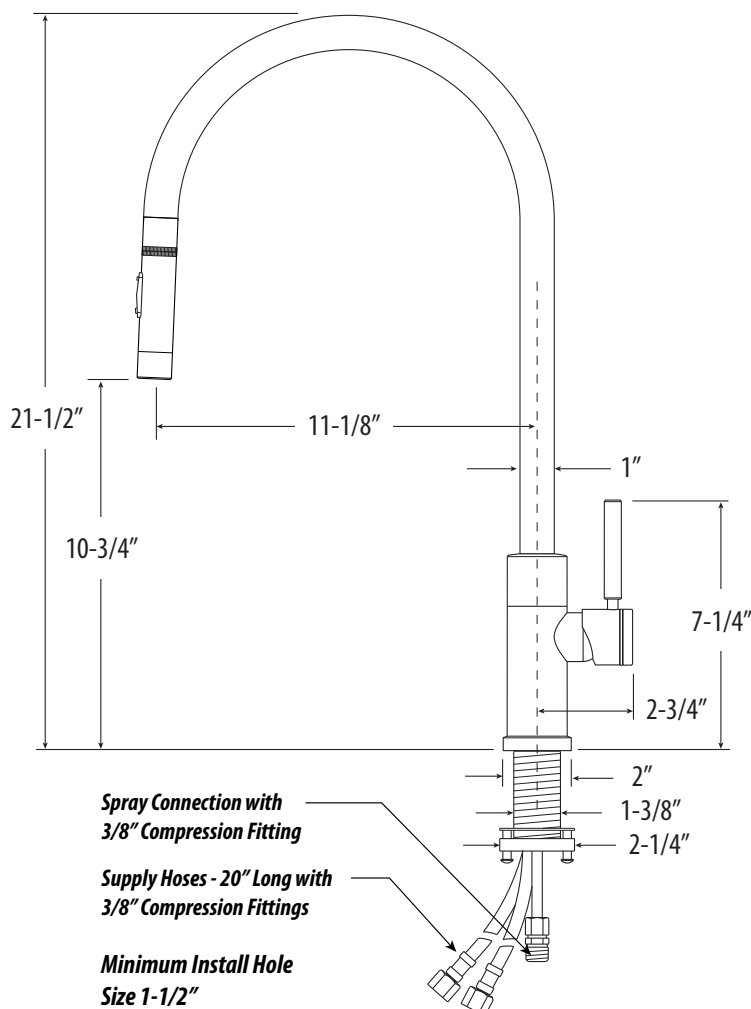
MODERN EXTENDED REACH PLP PULLDOWN FAUCET / TOGGLE SPRAYER

LIST PRICES:

MODEL #	GRP 1	GRP 2	SS
9350	1867	1965	2555

FEATURES:

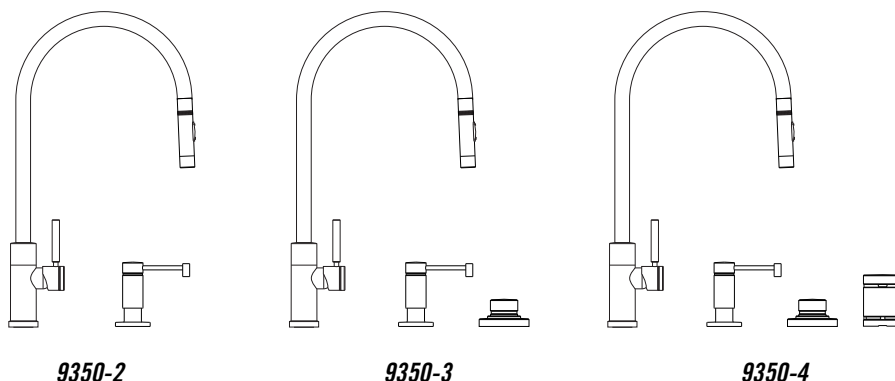
- Thin, sleek body design gives a clean and simplistic look.
- "Positive Lock Pulldown" design locks sprayer in place when not in use.
- Spout has 11-1/8" extended reach for larger sinks and can swivel 360 degrees.
- Anti-rocking spout assembly ensures smooth spout swivel without wobbling.
- Toggle handle spray head pulls out 18" from spout.
- Counterbalanced weight on spray hose allows smooth pull out and prevents snap back.
- Sprayer instantly diverts water from aerated stream to wide spray when toggle button is held.
- 1.75 gpm maximum flow rate with aerated tip.
- Innovative wave spring handle tension system prevents sagging and requires no adjustment.
- Single handle can mount in front, right or left hand positions.
- When mounted on side, handle can adjust 22.5 degrees for backsplash clearance.
- 25mm hot/cold ceramic disk valve cartridge.
- Resistant to reverse osmosis water.
- Made from eco-friendly solid brass or 316 stainless steel.
- 20" reinforced braided connection hoses with 3/8" compression fitting.
- Includes reversible or removable hot/cold indicator ring.
- Lifetime functional warranty.



9350 MINI-SUITES

SUITE LIST PRICES:

MODEL #	GRP 1	GRP 2	SS
9350-2	2268	2387	3080
9350-3	2646	2785	3605
9350-4	2885	3034	3879



2pc. Mini-Suite Soap/Lotion Dispenser (4065)

3pc. Mini-Suite includes Soap/Lotion Dispenser (4065) and Air Switch (3010)

4pc. Mini-Suite includes Soap/Lotion Dispenser (4065), Air Switch (3010) and Single Port Air Gap (3020)

FINISH GROUPINGS

GROUP 1: AB, ABZ, CH, ORB, SC, TB, WB

GROUP 2: AC, AMB, AP, BLN, CB, CHB, CLZ, DAB, DAC, DAMB, DAP, GB, GR, MB, PB, PC, PN, RS, SB, SN, UPB, VB, WC

PRECIOUS METALS: PG, SG (EMAIL FOR PRICING: wscustomerpo@waterstoneco.com)

STAINLESS STEEL: SS (CONTEMPORARY ONLY)

STANDARD SPLIT FINISH: +10% OF HIGHER GROUP PRICE

WSRPL-090119

9400

PLP Pulldown Faucets

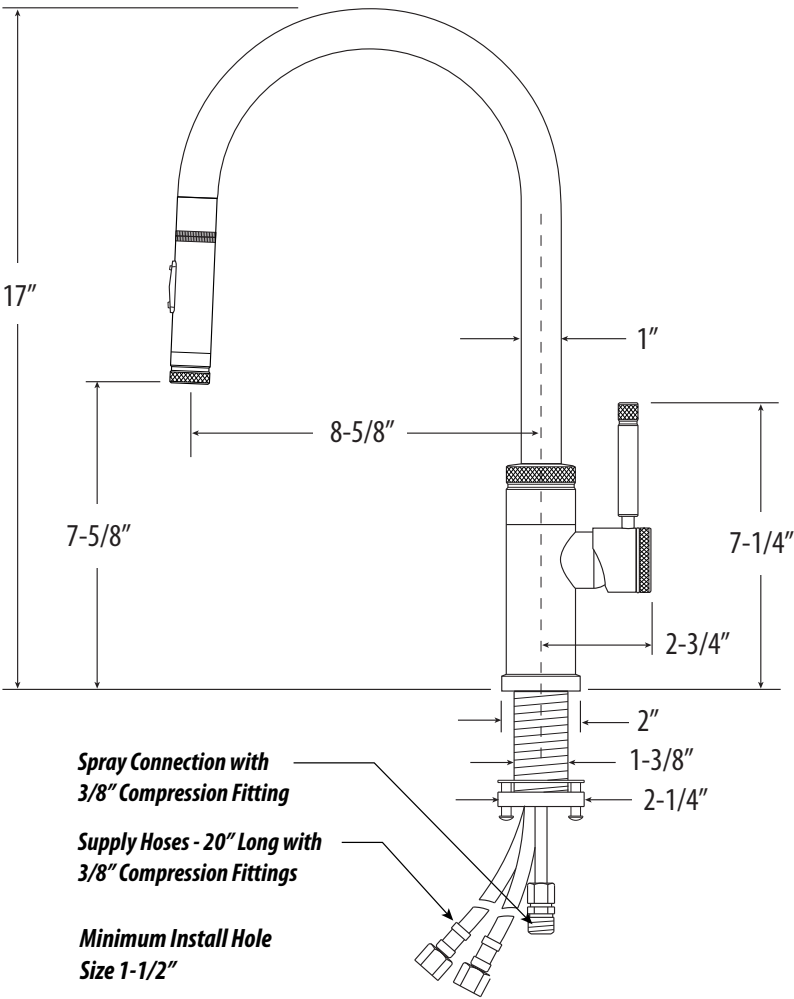
INDUSTRIAL PLP PULLDOWN FAUCET / TOGGLE SPRAYER

LIST PRICES:

MODEL #	GRP 1	GRP 2	SS
9400	1667	1754	2281

FEATURES:

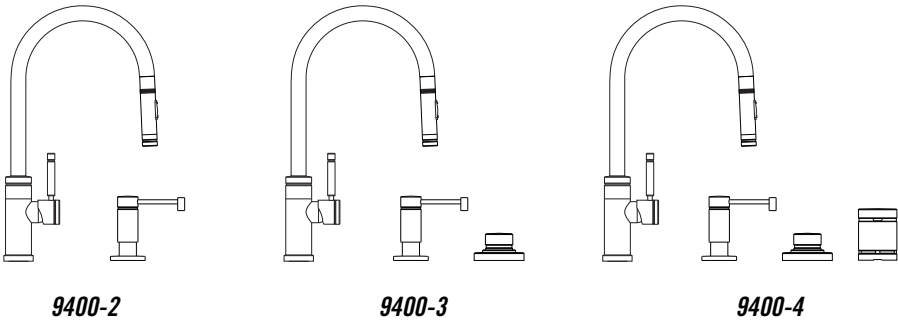
- Thin, sleek faucet body design is perfect for modern kitchens.
- Modern diamond cut knurling gives industrial look.
- "Positive Lock Pulldown" design locks sprayer in place when not in use.
- Spout has 8-5/8" reach and can swivel 360 degrees.
- Anti-rocking spout assembly ensures smooth spout swivel without wobbling.
- Toggle handle spray head pulls out 18" from spout.
- Counterbalanced weight on spray hose allows smooth pull out and prevents snap back.
- Sprayer instantly diverts water from aerated stream to wide spray when handle is held.
- Spray swivel design is fully insulated against heat.
- 1.75 gpm maximum flow rate with aerated tip.
- Innovative wave spring handle tension system prevents sagging and requires no adjustment.
- Single handle can mount in front, right or left hand positions.
- When mounted on side, handle can adjust 22.5 degrees for backsplash clearance.
- 25mm hot/cold ceramic disk valve cartridge.
- Resistant to reverse osmosis water.
- Made from eco-friendly solid brass or 316 stainless steel.
- 20" reinforced braided connection hoses with 3/8" compression fitting.
- Lifetime functional warranty.



9400 MINI-SUITES

SUITE LIST PRICES:

MODEL #	GRP 1	GRP 2	SS
9400-2	2071	2180	2801
9400-3	2452	2582	3326
9400-4	2702	2842	3651



- 2pc. Mini-Suite Soap/Lotion Dispenser (9065)
3pc. Mini-Suite includes Soap/Lotion Dispenser (9065) and Air Switch (9010)
4pc. Mini-Suite includes Soap/Lotion Dispenser (9065), Air Switch (9010) and Single Port Air Gap (9020)

FINISH GROUPINGS

- GROUP 1: AB, ABZ, CH, ORB, SC, TB, WB
GROUP 2: AC, AMB, AP, BLN, CB, CHB, CLZ, DAB, DAC, DAMB, DAP, GB, GR, MB, PB, PC, PN, RS, SB, SN, UPB, VB, WC

- PRECIOUS METALS: PG, SG (EMAIL FOR PRICING: wscustomerpo@waterstoneco.com)
STAINLESS STEEL: SS (CONTEMPORARY ONLY)
STANDARD SPLIT FINISH: +10% OF HIGHER GROUP PRICE

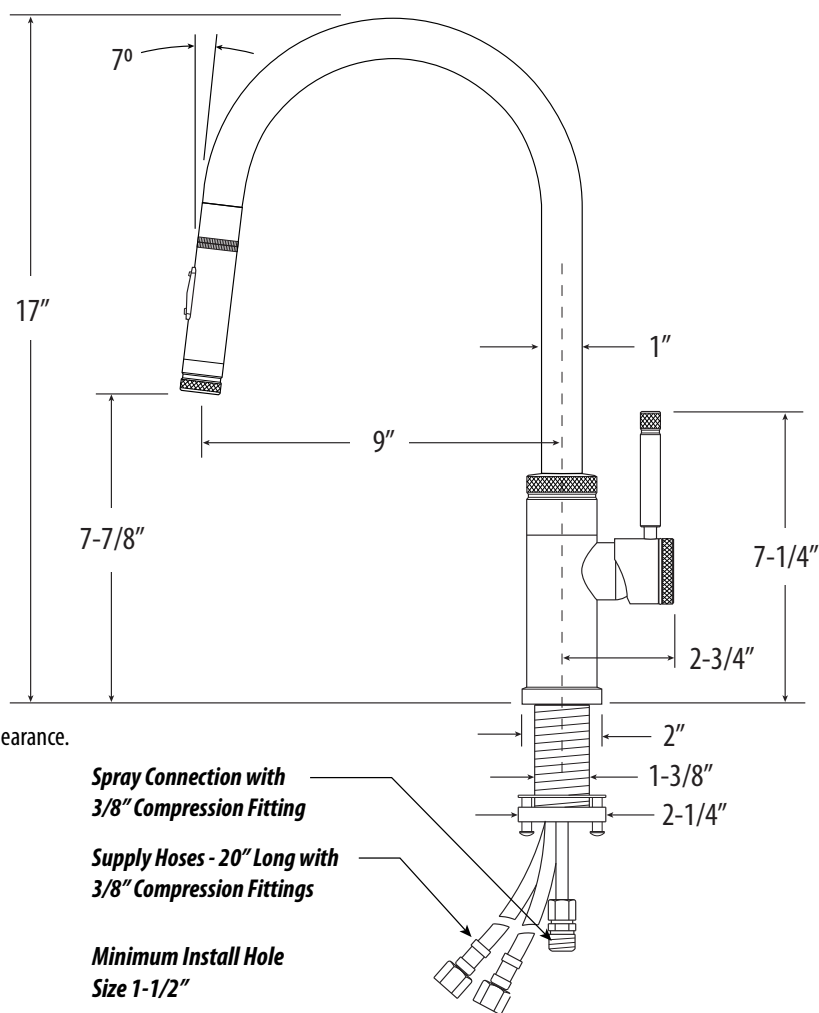
INDUSTRIAL PLP PULLDOWN FAUCET / ANGLED SPOUT / TOGGLE SPRAYER

LIST PRICES:

MODEL #	GRP 1	GRP 2	SS
9410	1760	1853	2409

FEATURES:

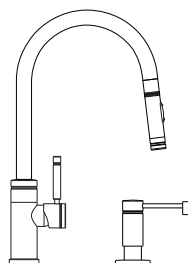
- 7 degree angled spout flows outward towards middle of sink.
- Thin, sleek faucet body design is perfect for modern kitchens.
- Modern diamond knurling gives industrial look.
- "Positive Lock Pulldown" design locks sprayer in place when not in use.
- Spout has 9" reach and can swivel 360 degrees.
- Spray swivel design is fully insulated against heat.
- Toggle handle spray head pulls out 18" from spout.
- Counterbalanced weight on spray hose allows smooth pull out and prevents snap back.
- Sprayer instantly diverts water from aerated stream to wide spray when toggle button is held.
- 1.75 gpm maximum flow rate with aerated tip.
- Innovative wave spring handle tension system prevents sagging and requires no adjustment.
- Single handle can mount in front, right or left hand positions.
- When mounted on side, handle can adjust 22.5 degrees for backsplash clearance.
- 25mm hot/cold ceramic disk valve cartridge.
- Resistant to reverse osmosis water.
- Made from eco-friendly solid brass or 316 stainless steel.
- 20" reinforced braided connection hoses with 3/8" compression fitting.
- Lifetime functional warranty.



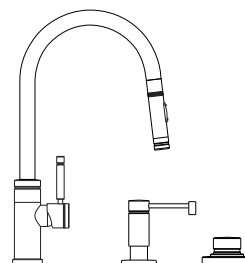
9410 MINI-SUITES

SUITE LIST PRICES:

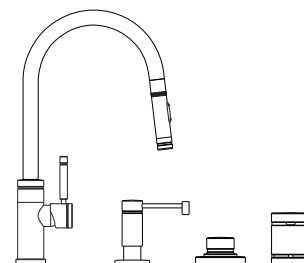
MODEL #	GRP 1	GRP 2	SS
9410-2	2164	2279	2929
9410-3	2545	2681	3454
9410-4	2795	2941	3779



9410-2



9410-3



9410-4

2pc. Mini-Suite Soap/Lotion Dispenser (9065)

3pc. Mini-Suite includes Soap/Lotion Dispenser (9065) and Air Switch (9010)

4pc. Mini-Suite includes Soap/Lotion Dispenser (9065), Air Switch (9010) and Single Port Air Gap (9020)

FINISH GROUPINGS

GROUP 1: AB, ABZ, CH, ORB, SC, TB, WB

GROUP 2: AC, AMB, AP, BLN, CB, CHB, CLZ, DAB, DAC, DAMB, DAP, GB, GR, MB, PB, PC, PN, RS, SB, SN, UPB, VB, WC

PRECIOUS METALS: PG, SG (EMAIL FOR PRICING: wscustomerpo@waterstoneco.com)

STAINLESS STEEL: SS (CONTEMPORARY ONLY)

STANDARD SPLIT FINISH: +10% OF HIGHER GROUP PRICE

WSRPL-090119

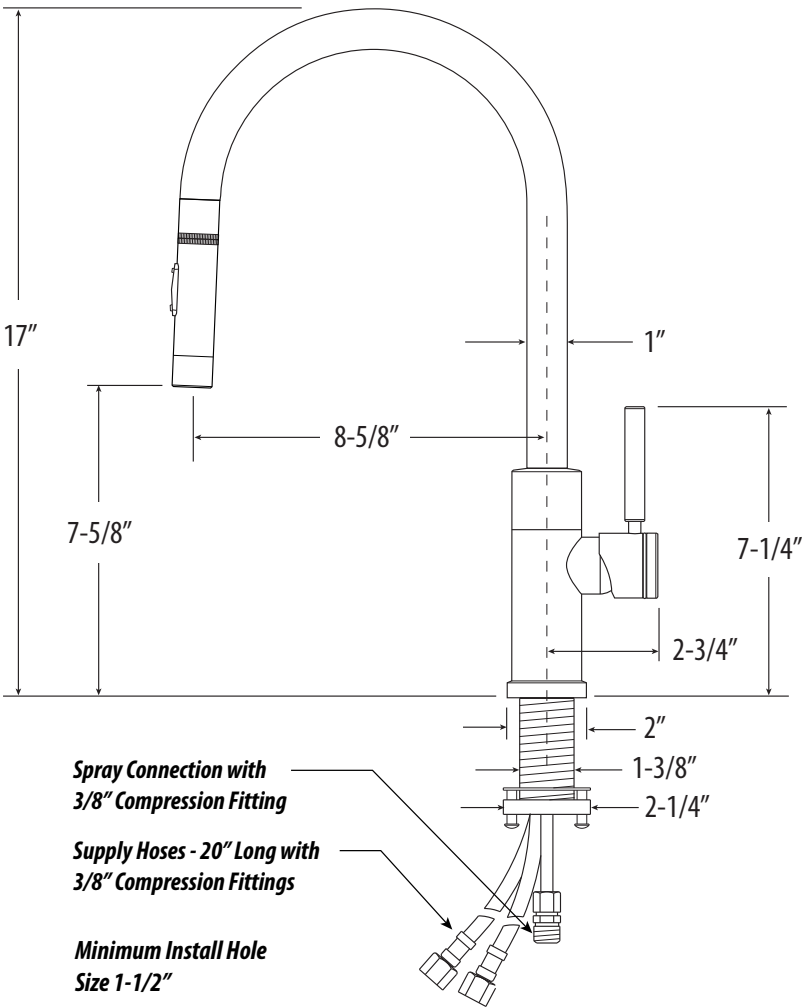
MODERN PLP PULLDOWN FAUCET / TOGGLE SPRAYER

LIST PRICES:

MODEL #	GRP 1	GRP 2	SS
9450	1667	1754	2280

FEATURES:

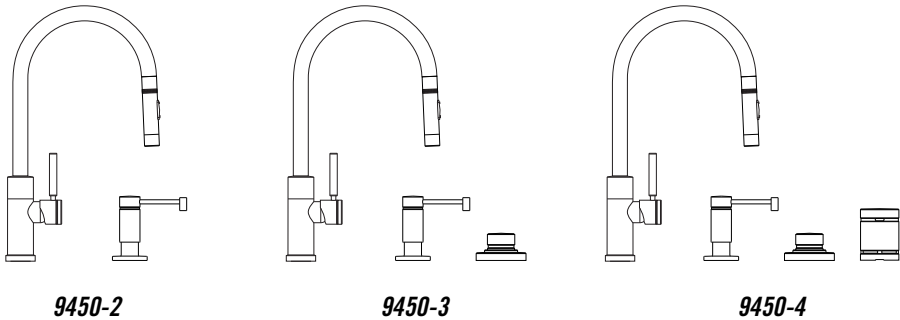
- Thin, sleek body design gives a clean and simplistic look.
- “Positive Lock Pulldown” design locks sprayer in place when not in use.
- Spout has 8-5/8” reach and can swivel 360 degrees.
- Anti-rocking spout assembly ensures smooth spout swivel without wobbling.
- Toggle handle spray head pulls out 18” from spout.
- Counterbalanced weight on spray hose allows smooth pull out and prevents snap back.
- Sprayer instantly diverts water from aerated stream to wide spray when toggle button is held.
- 1.75 gpm maximum flow rate with aerated tip.
- Innovative wave spring handle tension system prevents sagging and requires no adjustment.
- Single handle can mount in front, right or left hand positions.
- When mounted on side, handle can adjust 22.5 degrees for backsplash clearance.
- 25mm hot/cold ceramic disk valve cartridge.
- Resistant to reverse osmosis water.
- Made from eco-friendly solid brass or 316 stainless steel.
- 20” reinforced braided connection hoses with 3/8” compression fitting.
- Includes reversible or removable hot/cold indicator ring.



9450 MINI-SUITES

SUITE LIST PRICES:

MODEL #	GRP 1	GRP 2	SS
9450-2	2068	2176	2805
9450-3	2446	2574	3330
9450-4	2685	2823	3604



- 2pc. Mini-Suite Soap/Lotion Dispenser (4065)
- 3pc. Mini-Suite includes Soap/Lotion Dispenser (4065) and Air Switch (3010)
- 4pc. Mini-Suite includes Soap/Lotion Dispenser (4065), Air Switch (3010) and Single Port Air Gap (3020)

FINISH GROUPINGS

- GROUP 1: AB, ABZ, CH, ORB, SC, TB, WB
GROUP 2: AC, AMB, AP, BLN, CB, CHB, CLZ, DAB, DAC, DAMB, DAP, GB, GR, MB, PB, PC, PN, RS, SB, SN, UPB, VB, WC

- PRECIOUS METALS: PG, SG (EMAIL FOR PRICING: wscustomerpo@waterstoneco.com)
STAINLESS STEEL: SS (CONTEMPORARY ONLY)
STANDARD SPLIT FINISH: +10% OF HIGHER GROUP PRICE

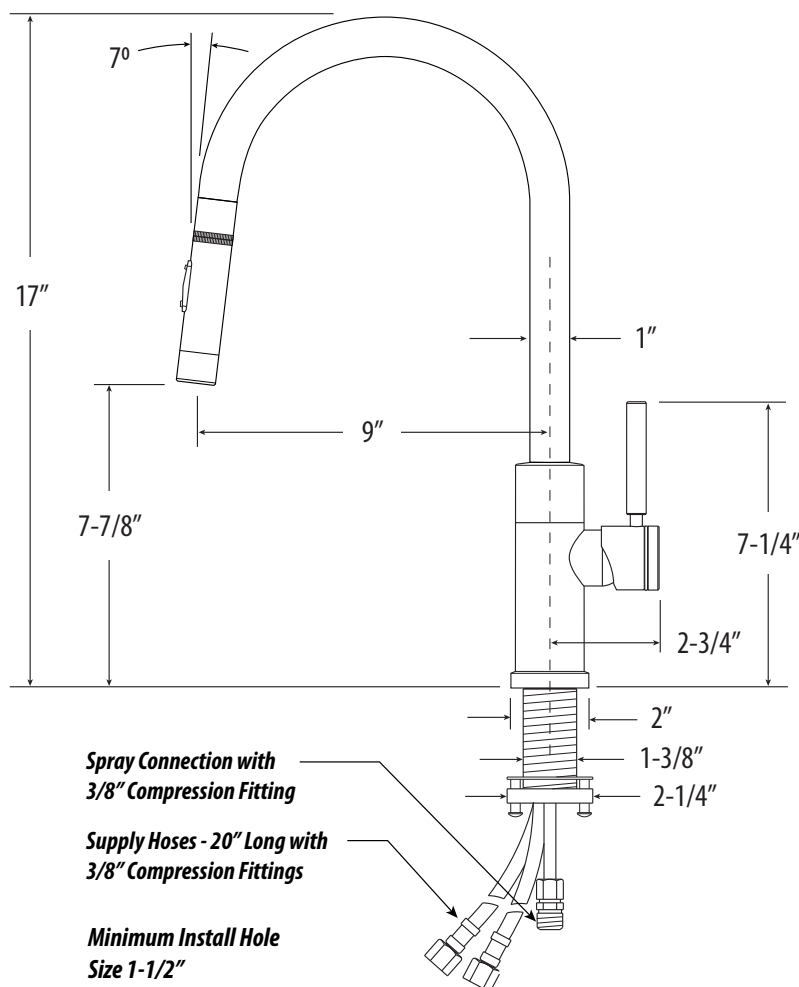
MODERN PLP PULLDOWN FAUCET / ANGLED SPOUT / TOGGLE SPRAYER

LIST PRICES:

MODEL #	GRP 1	GRP 2	SS
9460	1760	1853	2409

FEATURES:

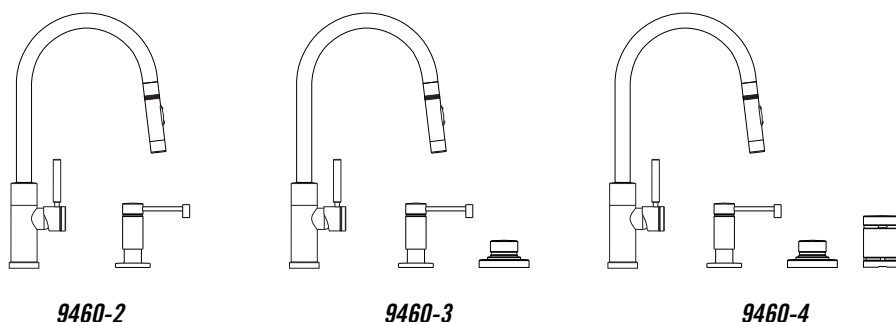
- 7 degree angled spout flows outward towards middle of sink.
- Thin, sleek faucet body design is perfect for minimal kitchens.
- "Positive Lock Pulldown" design locks sprayer in place when not in use.
- Spout has 9" reach and can swivel 360 degrees.
- Anti-rocking spout assembly ensures smooth spout swivel without wobbling.
- Toggle handle spray head pulls out 18" from spout.
- Counterbalanced weight on spray hose allows smooth pull out and prevents snap back.
- Sprayer instantly diverts water from aerated stream to wide spray when toggle button is held.
- 1.75 gpm maximum flow rate with aerated tip.
- Innovative wave spring handle tension system prevents sagging and requires no adjustment.
- Single handle can mount in front, right or left hand positions.
- When mounted on side, handle can adjust 22.5 degrees for backsplash clearance.
- 25mm hot/cold ceramic disk valve cartridge.
- Resistant to reverse osmosis water.
- Made from solid brass or 316 stainless steel.
- 20" reinforced braided connection hoses with 3/8" compression fitting.
- Includes reversible or removable hot/cold indicator ring.



9460 MINI-SUITES

SUITE LIST PRICES:

MODEL #	GRP 1	GRP 2	SS
9460-2	2161	2275	2934
9460-3	2539	2673	3459
9460-4	2778	2922	3733



2pc. Mini-Suite Soap/Lotion Dispenser (4065)

3pc. Mini-Suite includes Soap/Lotion Dispenser (4065) and Air Switch (3010)

4pc. Mini-Suite includes Soap/Lotion Dispenser (4065), Air Switch (3010) and Single Port Air Gap (3020)

FINISH GROUPINGS

GROUP 1: AB, ABZ, CH, ORB, SC, TB, WB

GROUP 2: AC, AMB, AP, BLN, CB, CHB, CLZ, DAB, DAC, DAMB, DAP, GB, GR, MB, PB, PC, PN, RS, SB, SN, UPB, VB, WC

PRECIOUS METALS: PG, SG (EMAIL FOR PRICING: wscustomerpo@waterstoneco.com)

STAINLESS STEEL: SS (CONTEMPORARY ONLY)

STANDARD SPLIT FINISH: +10% OF HIGHER GROUP PRICE

WSRPL-090119

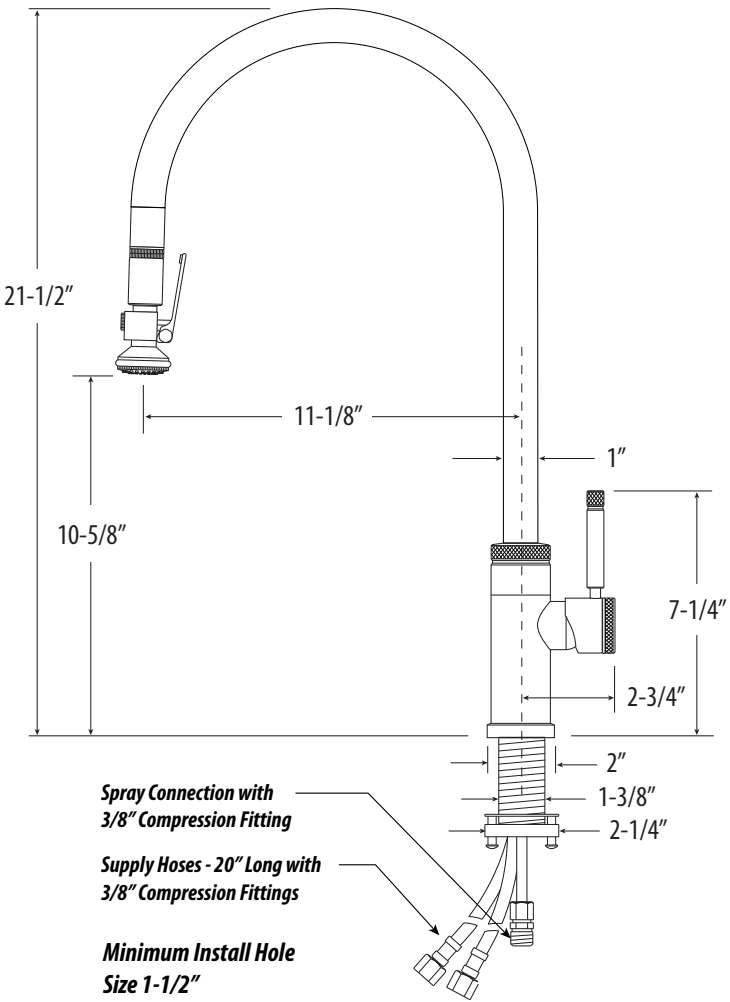
INDUSTRIAL EXTENDED REACH PLP PULLDOWN FAUCET / LEVER SPRAYER

LIST PRICES:

MODEL #	GRP 1	GRP 2	SS
9700	2187	2302	2993

FEATURES:

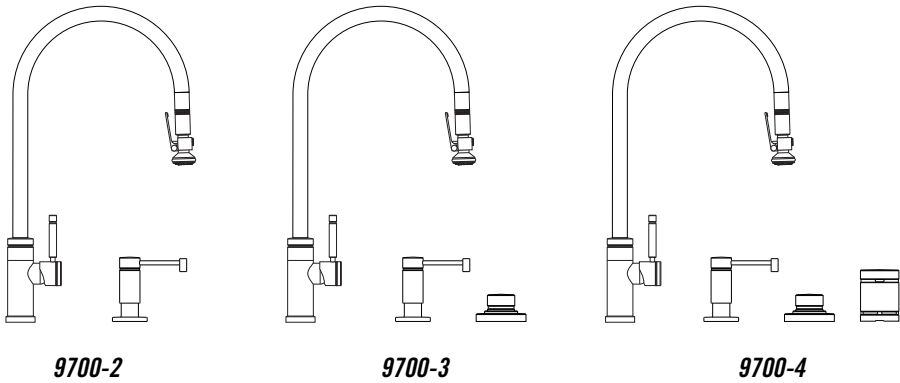
- Modern diamond knurling gives industrial look.
- Thin, sleek faucet body design is perfect for modern kitchens.
- “Positive Lock Pulldown” design locks sprayer in place when not in use.
- Spout has extended 11-1/8” reach for larger sinks and can swivel 360 degrees.
- Lever handle spray head pulls out 18” from spout.
- Counterbalanced weight on spray hose allows smooth pull out and prevents snap back.
- Sprayer instantly diverts water from aerated stream to wide spray when lever handle is held.
- Spray swivel design is fully insulated against heat.
- 1.75 gpm maximum flow rate with aerated tip.
- Innovative wave spring handle tension system prevents sagging and requires no adjustment.
- Single handle can mount in front, right or left hand positions.
- When mounted on side, handle can adjust 22.5 degrees for backsplash clearance.
- 25mm hot/cold ceramic disk valve cartridge
- Resistant to reverse osmosis water.
- Made from eco-friendly solid brass or 316 stainless steel.
- 20” reinforced braided connection hoses with 3/8” compression fitting.
- Includes reversible or removable hot/cold indicator ring.
- Lifetime functional warranty.



9700 MINI-SUITES

SUITE LIST PRICES:

MODEL #	GRP 1	GRP 2	SS
9700-2	2591	2728	3513
9700-3	2972	3130	4038
9700-4	3222	3390	4363



- 2pc. Mini-Suite Soap/Lotion Dispenser (9065)
- 3pc. Mini-Suite includes Soap/Lotion Dispenser (9065) and Air Switch (9010)
- 4pc. Mini-Suite includes Soap/Lotion Dispenser (9065), Air Switch (9010) and Single Port Air Gap (9020)

FINISH GROUPINGS

- GROUP 1: AB, ABZ, CH, ORB, SC, TB, WB
GROUP 2: AC, AMB, AP, BLN, CB, CHB, CLZ, DAB, DAC, DAMB, DAP, GB, GR, MB, PB, PC, PN, RS, SB, SN, UPB, VB, WC

- PRECIOUS METALS: PG, SG (EMAIL FOR PRICING: wscustomerpo@waterstoneco.com)
STAINLESS STEEL: SS (CONTEMPORARY ONLY)
STANDARD SPLIT FINISH: +10% OF HIGHER GROUP PRICE

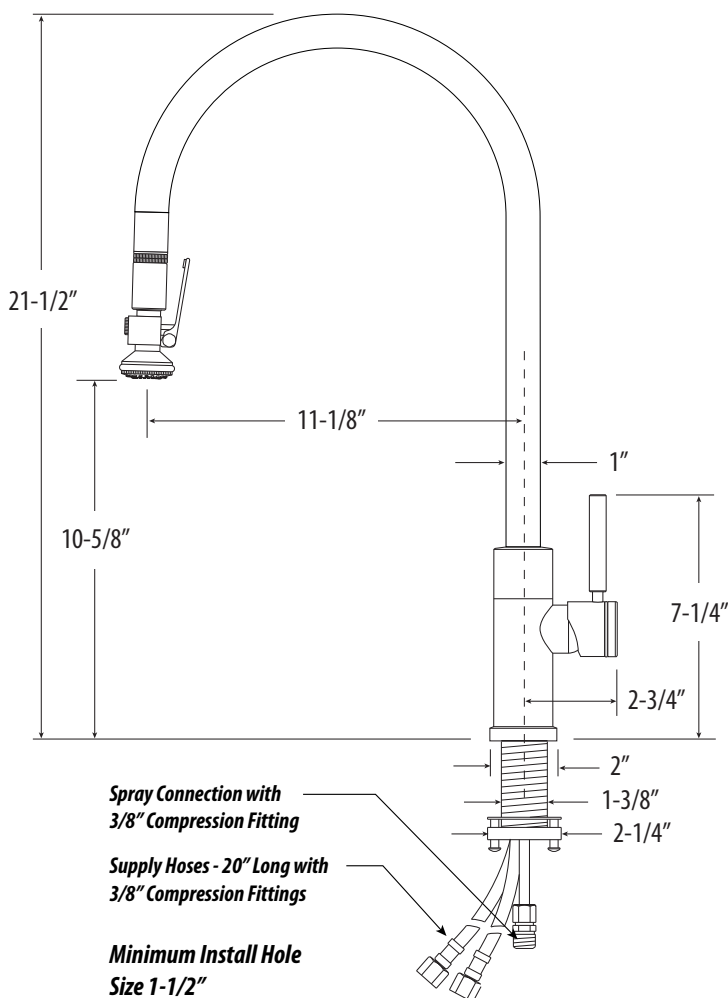
MODERN EXTENDED REACH PLP PULLDOWN FAUCET / LEVER SPRAYER

LIST PRICES:

MODEL #	GRP 1	GRP 2	SS
9750	2187	2302	2993

FEATURES:

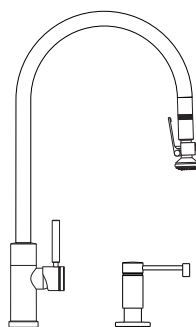
- Thin, sleek faucet body design is perfect for minimal kitchens.
- "Positive Lock Pulldown" design locks sprayer in place when not in use.
- Spout has 11-1/8" extended reach for larger sinks and can swivel 360 degrees.
- Lever handle spray head pulls out 18" from spout.
- Counterbalanced weight on spray hose allows smooth pull out and prevents snap back.
- Sprayer instantly diverts water from aerated stream to wide spray when lever handle is held.
- 1.75 gpm maximum flow rate with aerated tip.
- Innovative wave spring handle tension system prevents sagging and requires no adjustment.
- Single handle can mount in front, right or left hand positions.
- When mounted on side, handle can adjust 22.5 degrees for backsplash clearance.
- 25mm hot/cold ceramic disk valve cartridge.
- Resistant to reverse osmosis water.
- Made from eco-friendly solid brass or 316 stainless steel.
- 20" reinforced braided connection hoses with 3/8" compression fitting.
- Includes reversible or removable hot/cold indicator ring.
- Lifetime functional warranty.



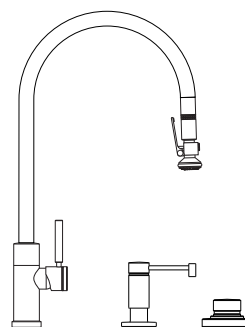
9750 MINI-SUITES

SUITE LIST PRICES:

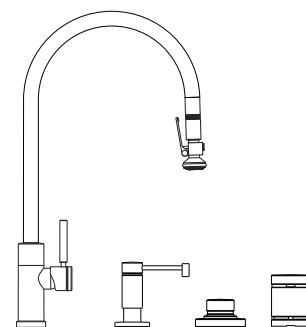
MODEL #	GRP 1	GRP 2	SS
9750-2	2588	2724	3518
9750-3	2966	3122	4043
9750-4	3205	3371	4317



9750-2



9750-3



9750-4

2pc. Mini-Suite Soap/Lotion Dispenser (4065)

3pc. Mini-Suite includes Soap/Lotion Dispenser (4065) and Air Switch (3010)

4pc. Mini-Suite includes Soap/Lotion Dispenser (4065), Air Switch (3010) and Single Port Air Gap (3020)

FINISH GROUPINGS

GROUP 1: AB, ABZ, CH, ORB, SC, TB, WB

GROUP 2: AC, AMB, AP, BLN, CB, CHB, CLZ, DAB, DAC, DAMB, DAP, GB, GR, MB, PB, PC, PN, RS, SB, SN, UPB, VB, WC

PRECIOUS METALS: PG, SG (EMAIL FOR PRICING: wscustomerpo@waterstoneco.com)

STAINLESS STEEL: SS (CONTEMPORARY ONLY)

STANDARD SPLIT FINISH: +10% OF HIGHER GROUP PRICE

WSRPL-090119

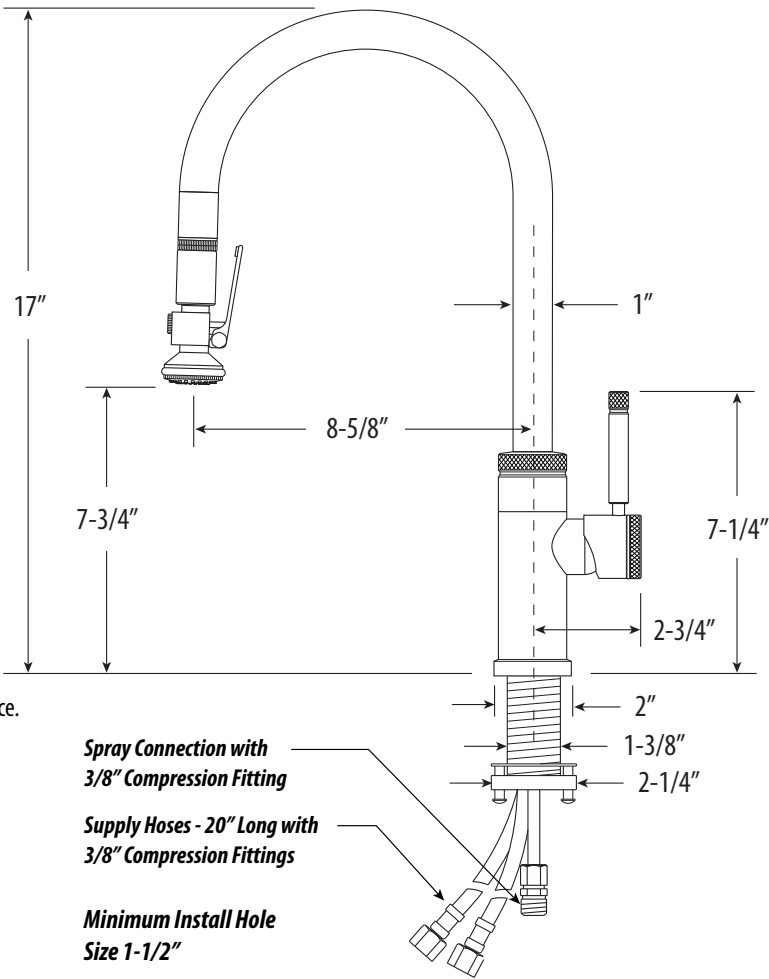
INDUSTRIAL PLP PULLDOWN FAUCET / LEVER SPRAYER

LIST PRICES:

MODEL #	GRP 1	GRP 2	SS
9800	1983	2087	2713

FEATURES:

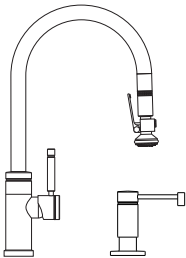
- Modern diamond knurling gives industrial look.
- Thin, sleek body design is perfect for urban kitchens.
- "Positive Lock Pulldown" design locks sprayer in place when not in use.
- Spout has 8-5/8" reach and can swivel 360 degrees.
- Anti-rocking spout assembly ensures smooth spout swivel without wobbling.
- Lever handle spray head pulls out 18" from spout.
- Counterbalanced weight on spray hose allows smooth pull out and prevents snap back.
- Sprayer instantly diverts water from aerated stream to wide spray when lever handle is held.
- Spray swivel design is fully insulated against heat.
- 1.75 gpm maximum flow rate with aerated tip.
- Innovative wave spring handle tension system prevents sagging and requires no adjustment.
- Single handle can mount in front, right or left hand positions.
- When mounted on side, handle can adjust 22.5 degrees for backsplash clearance.
- 25mm hot/cold ceramic disk valve cartridge
- Resistant to reverse osmosis water.
- Made from eco-friendly solid brass or 316 stainless steel.
- 20" reinforced braided connection hoses with 3/8" compression fitting.
- Includes reversible or removable hot/cold indicator ring.
- Lifetime functional warranty.



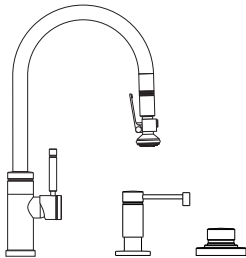
9800 MINI-SUITES

SUITE LIST PRICES:

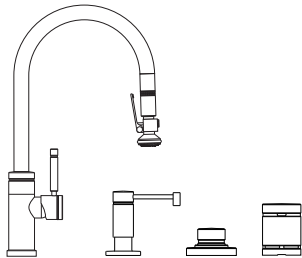
MODEL #	GRP 1	GRP 2	SS
9800-2	2387	2513	3233
9800-3	2768	2915	3758
9800-4	3018	3175	4083



9800-2



9800-3



9800-4

- 2pc. Mini-Suite Soap/Lotion Dispenser (9065)
- 3pc. Mini-Suite includes Soap/Lotion Dispenser (9065) and Air Switch (9010)
- 4pc. Mini-Suite includes Soap/Lotion Dispenser (9065), Air Switch (9010) and Single Port Air Gap (9020)

FINISH GROUPINGS

- GROUP 1: AB, ABZ, CH, ORB, SC, TB, WB
GROUP 2: AC, AMB, AP, BLN, CB, CHB, CLZ, DAB, DAC, DAMB, DAP, GB, GR, MB, PB, PC, PN, RS, SB, SN, UPB, VB, WC

- PRECIOUS METALS: PG, SG (EMAIL FOR PRICING: wscustomerpo@waterstoneco.com)
STAINLESS STEEL: SS (CONTEMPORARY ONLY)
STANDARD SPLIT FINISH: +10% OF HIGHER GROUP PRICE

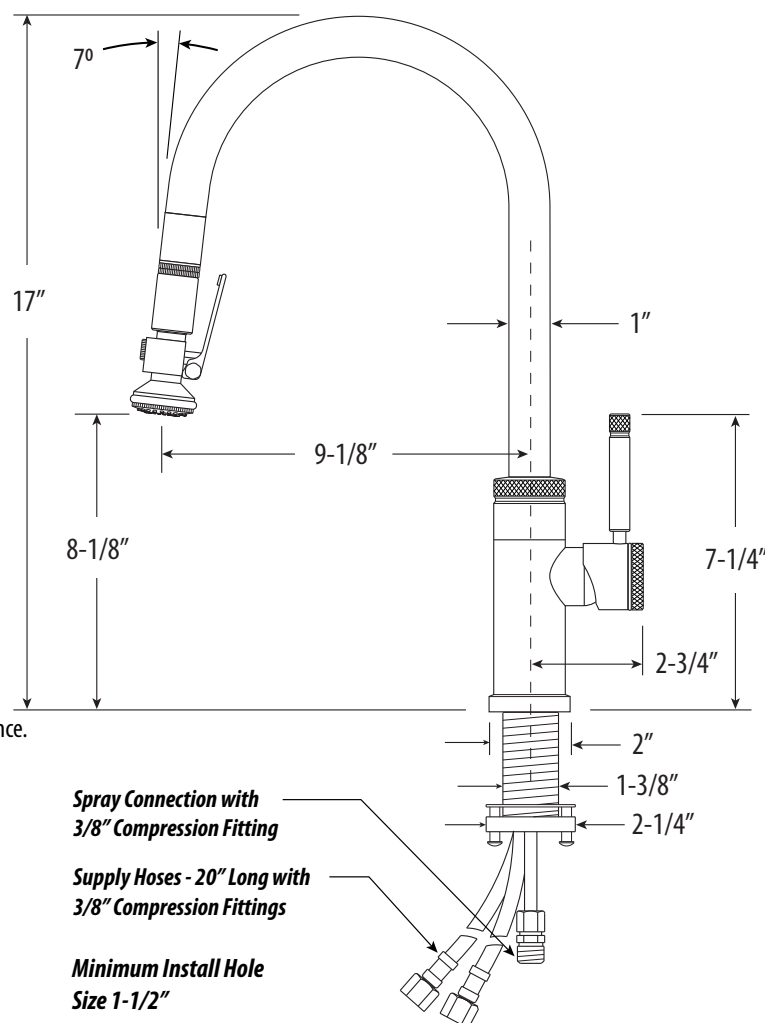
INDUSTRIAL PLP PULLDOWN FAUCET / ANGLED SPOUT / LEVER SPRAYER

LIST PRICES:

MODEL #	GRP 1	GRP 2	SS
9810	2071	2180	2834

FEATURES:

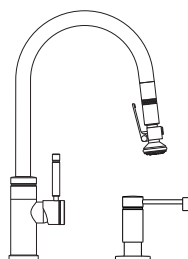
- 7 degree angled spout flows outward towards middle of sink.
- Modern diamond knurling gives industrial look.
- Thin, sleek body design is perfect for urban kitchens.
- "Positive Lock Pulldown" design locks sprayer in place when not in use.
- Spout has 9-1/8" reach and can swivel 360 degrees.
- Lever handle spray head pulls out 18" from spout.
- Counterbalanced weight on spray hose allows smooth pull out and prevents snap back.
- Sprayer instantly diverts water from aerated stream to wide spray when lever handle is held.
- Spray swivel design is fully insulated against heat.
- 1.75 gpm maximum flow rate with aerated tip.
- Innovative wave spring handle tension system prevents sagging and requires no adjustment.
- Single handle can mount in front, right or left hand positions.
- When mounted on side, handle can adjust 22.5 degrees for backsplash clearance.
- 25mm hot/cold ceramic disk valve cartridge.
- Resistant to reverse osmosis water.
- 20" reinforced braided connection hoses with 3/8" compression fitting.
- Includes reversible or removable hot/cold indicator ring.
- Lifetime functional warranty.



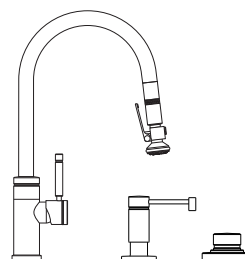
9810 MINI-SUITES

SUITE LIST PRICES:

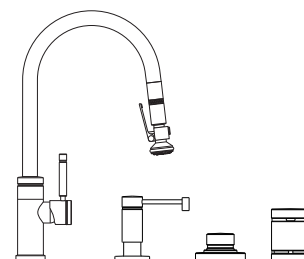
MODEL #	GRP 1	GRP 2	SS
9810-2	2475	2606	3354
9810-3	2856	3008	3879
9810-4	3106	3268	4204



9810-2



9810-3



9810-4

2pc. Mini-Suite Soap/Lotion Dispenser (9065)

3pc. Mini-Suite includes Soap/Lotion Dispenser (9065) and Air Switch (9010)

4pc. Mini-Suite includes Soap/Lotion Dispenser (9065), Air Switch (9010) and Single Port Air Gap (9020)

FINISH GROUPINGS

GROUP 1: AB, ABZ, CH, ORB, SC, TB, WB

GROUP 2: AC, AMB, AP, BLN, CB, CHB, CLZ, DAB, DAC, DAMB, DAP, GB, GR, MB, PB, PC, PN, RS, SB, SN, UPB, VB, WC

PRECIOUS METALS: PG, SG (EMAIL FOR PRICING: wscustomerpo@waterstoneco.com)

STAINLESS STEEL: SS (CONTEMPORARY ONLY)

STANDARD SPLIT FINISH: +10% OF HIGHER GROUP PRICE

WSRPL-090119

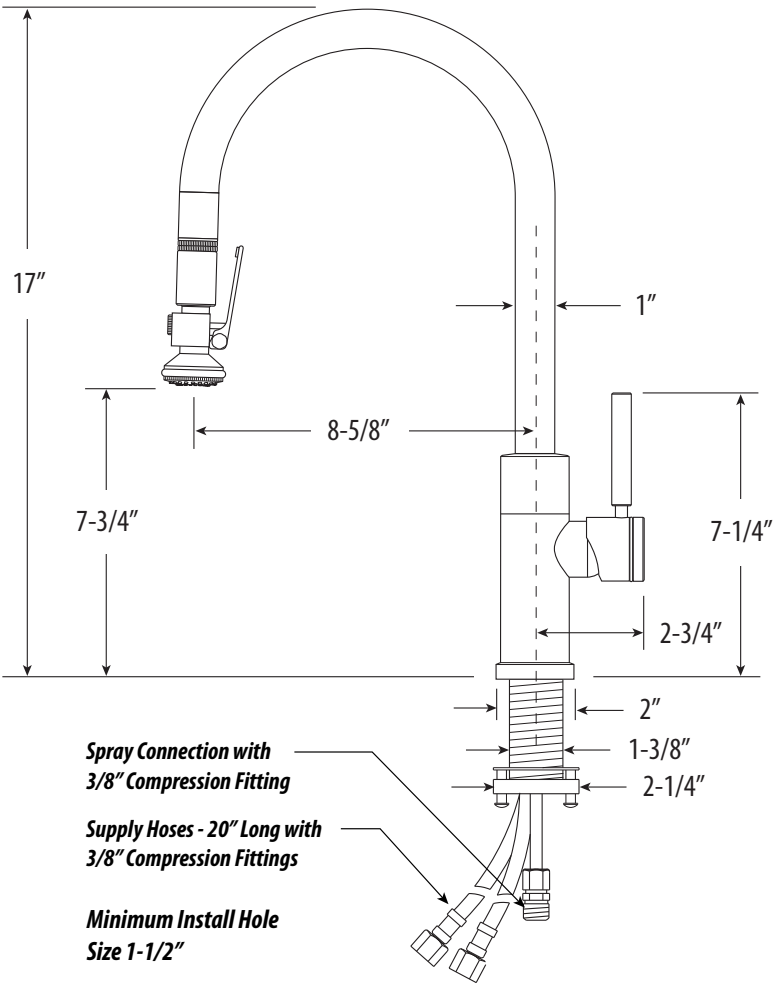
MODERN PLP PULLDOWN FAUCET / LEVER SPRAYER

LIST PRICES:

MODEL #	GRP 1	GRP 2	SS
9850	1983	2087	2713

FEATURES:

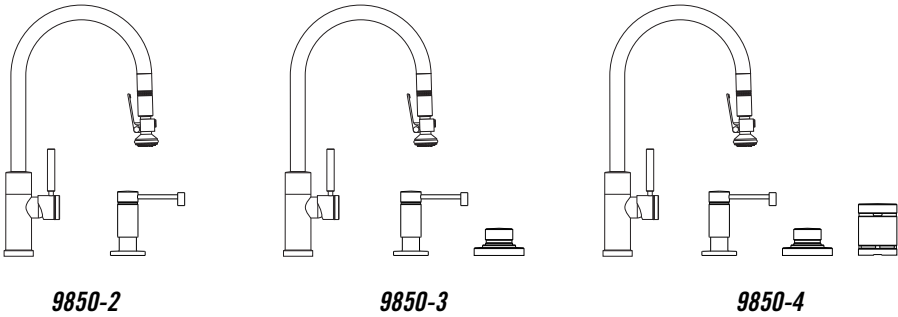
- Thin, sleek body design gives a clean and simplistic look.
- “Positive Lock Pulldown” design locks sprayer in place when not in use.
- Spout has 8-5/8” reach and can swivel 360 degrees.
- Anti-rocking spout assembly ensures smooth spout swivel without wobbling.
- Lever handle spray head pulls out 18” from spout.
- Counterbalanced weight on spray hose allows smooth pull out and prevents snap back.
- Sprayer instantly diverts water from aerated stream to wide spray when handle is held.
- Spray swivel design is fully insulated against heat.
- 1.75 gpm maximum flow rate with aerated tip.
- Innovative wave spring handle tension system prevents sagging and requires no adjustment.
- Single handle can mount in front, right or left hand positions.
- When mounted on side, handle can adjust 22.5 degrees for backsplash clearance.
- 25mm hot/cold ceramic disk valve cartridge
- Resistant to reverse osmosis water.
- Made from eco-friendly solid brass or 316 stainless steel.
- 20” reinforced braided connection hoses with 3/8” compression fitting.
- Includes reversible or removable hot/cold indicator ring.



9850 MINI-SUITES

SUITE LIST PRICES:

MODEL #	GRP 1	GRP 2	SS
9850-2	2384	2509	3238
9850-3	2762	2907	3763
9850-4	3001	3156	4037



- 2pc. Mini-Suite Soap/Lotion Dispenser (4065)
3pc. Mini-Suite includes Soap/Lotion Dispenser (4065) and Air Switch (3010)
4pc. Mini-Suite includes Soap/Lotion Dispenser (4065), Air Switch (3010) and Single Port Air Gap (3020)

FINISH GROUPINGS

- GROUP 1: AB, ABZ, CH, ORB, SC, TB, WB
GROUP 2: AC, AMB, AP, BLN, CB, CHB, CLZ, DAB, DAC, DAMB, DAP, GB, GR, MB, PB, PC, PN, RS, SB, SN, UPB, VB, WC

- PRECIOUS METALS: PG, SG (EMAIL FOR PRICING: wscustomerpo@waterstoneco.com)
STAINLESS STEEL: SS (CONTEMPORARY ONLY)
STANDARD SPLIT FINISH: +10% OF HIGHER GROUP PRICE

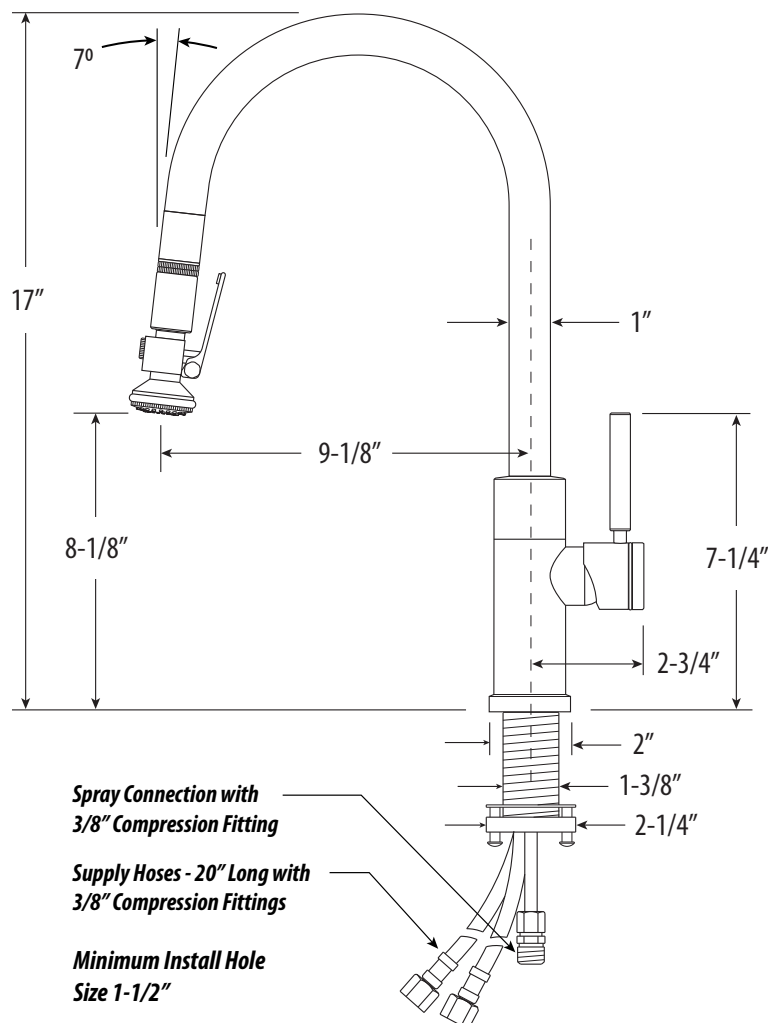
MODERN PLP PULLDOWN FAUCET / ANGLED SPOUT / LEVER SPRAYER

LIST PRICES:

MODEL #	GRP 1	GRP 2	SS
9860	2071	2180	2834

FEATURES:

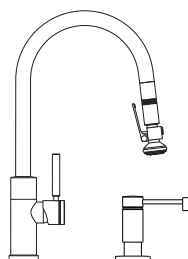
- 7 degree angled spout flows outward towards middle of sink.
- Thin, sleek body design gives a clean and simplistic look.
- "Positive Lock Pulldown" design locks sprayer in place when not in use.
- Spout has 9-1/8" reach and can swivel 360 degrees.
- Lever handle spray head pulls out 18" from spout.
- Counterbalanced weight on spray hose allows smooth pull out and prevents snap back.
- Sprayer instantly diverts water from aerated stream to wide spray when handle is held.
- Spray swivel design is fully insulated against heat.
- 1.75 gpm maximum flow rate with aerated tip.
- Innovative wave spring handle tension system prevents sagging and requires no adjustment.
- Single handle can mount in front, right or left hand positions.
- When mounted on side, handle can adjust 22.5 degrees for backsplash clearance.
- 25mm hot/cold ceramic disk valve cartridge.
- Resistant to reverse osmosis water.
- Made from solid brass or 316 stainless steel.
- 20" reinforced braided connection hoses with 3/8" compression fitting.
- Includes reversible or removable hot/cold indicator ring.



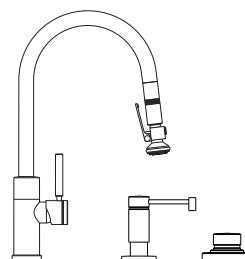
9860 MINI-SUITES

SUITE LIST PRICES:

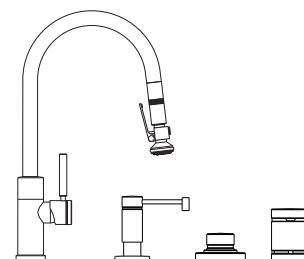
MODEL #	GRP 1	GRP 2	SS
9860-2	2472	2602	3359
9860-3	2850	3000	3884
9860-4	3089	3249	4158



9860-2



9860-3



9860-4

2pc. Mini-Suite Soap/Lotion Dispenser (9065)

3pc. Mini-Suite includes Soap/Lotion Dispenser (9065) and Air Switch (9010)

4pc. Mini-Suite includes Soap/Lotion Dispenser (9065), Air Switch (9010) and Single Port Air Gap (9020)

FINISH GROUPINGS

GROUP 1: AB, ABZ, CH, ORB, SC, TB, WB

GROUP 2: AC, AMB, AP, BLN, CB, CHB, CLZ, DAB, DAC, DAMB, DAP, GB, GR, MB, PB, PC, PN, RS, SB, SN, UPB, VB, WC

PRECIOUS METALS: PG, SG (EMAIL FOR PRICING: wscustomerpo@waterstoneco.com)

STAINLESS STEEL: SS (CONTEMPORARY ONLY)

STANDARD SPLIT FINISH: +10% OF HIGHER GROUP PRICE

WSRPL-090119

9900

PLP Pulldown Faucets

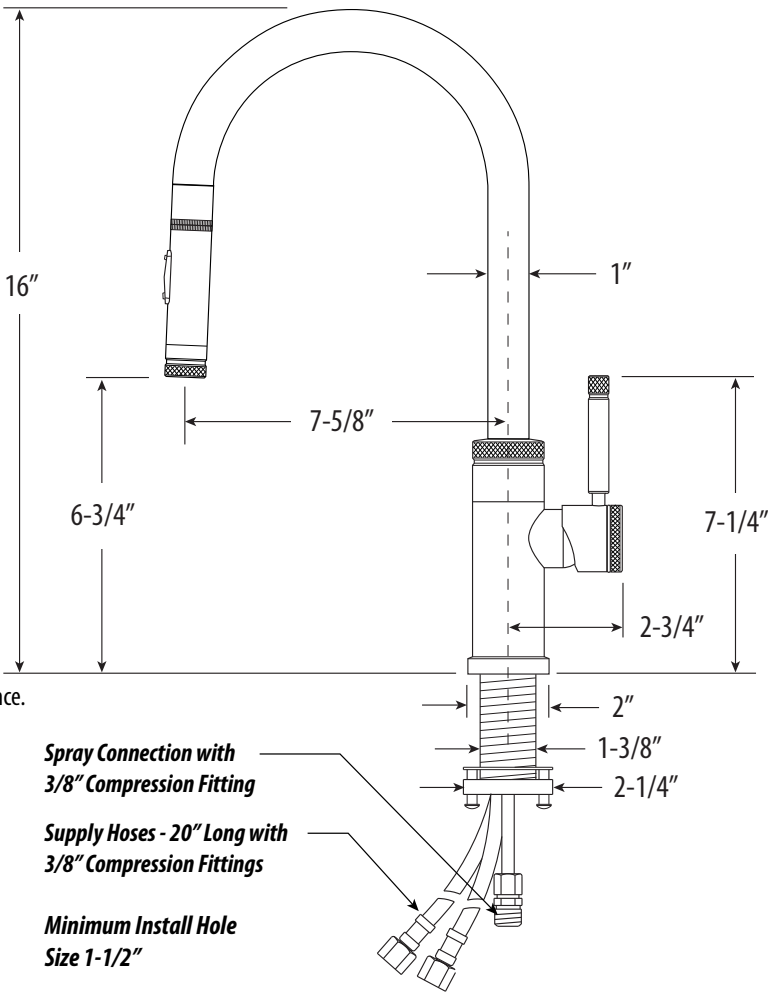
INDUSTRIAL PREP SIZE PLP PULLDOWN FAUCET / TOGGLE SPRAYER

LIST PRICES:

MODEL #	GRP 1	GRP 2	SS
9900	1647	1716	2230

FEATURES:

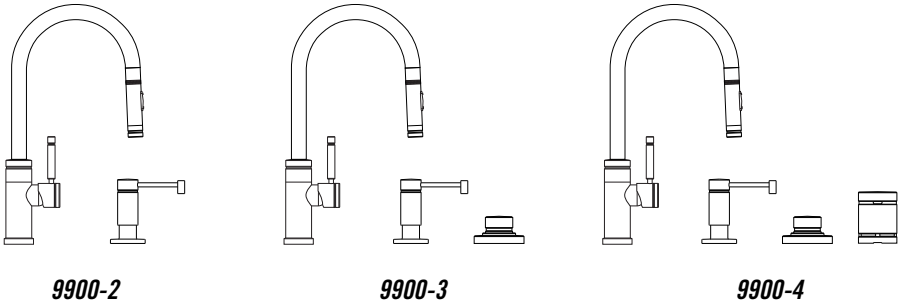
- Smaller, food prep version of the standard reach PLP Pulldown.
- Modern diamond knurling gives industrial look.
- Thin, sleek faucet body design is perfect for modern kitchens.
- “Positive Lock Pulldown” design locks sprayer in place when not in use.
- Spout has 7-5/8” reach and can swivel 360 degrees.
- Toggle handle spray head pulls out 18” from spout.
- Counterbalanced weight on spray hose allows smooth pull out and prevents snap back.
- Sprayer instantly diverts water from aerated stream to wide spray when handle is held.
- Spray swivel design is fully insulated against heat.
- Innovative wave spring handle tension system prevents sagging and requires no adjustment.
- Single handle can mount in front, right or left hand positions.
- When mounted on side, handle can adjust 22.5 degrees for backsplash clearance.
- 25mm hot/cold ceramic disk valve cartridge.
- 1.75 gpm maximum flow rate with aerated tip.
- Resistant to reverse osmosis water.
- Made from eco-friendly solid brass or 316 stainless steel.
- 20” reinforced braided connection hoses with 3/8” compression fitting.
- Lifetime functional warranty.



9900 MINI-SUITES

SUITE LIST PRICES:

MODEL #	GRP 1	GRP 2	SS
9900-2	2051	2142	2750
9900-3	2432	2544	3275
9900-4	2682	2804	3600



- 2pc. Mini-Suite Soap/Lotion Dispenser (9065)
- 3pc. Mini-Suite includes Soap/Lotion Dispenser (9065) and Air Switch (9010)
- 4pc. Mini-Suite includes Soap/Lotion Dispenser (9065), Air Switch (9010) and Single Port Air Gap (9020)

FINISH GROUPINGS

- GROUP 1: AB, ABZ, CH, ORB, SC, TB, WB
GROUP 2: AC, AMB, AP, BLN, CB, CHB, CLZ, DAB, DAC, DAMB, DAP, GB, GR, MB, PB, PC, PN, RS, SB, SN, UPB, VB, WC

- PRECIOUS METALS: PG, SG (EMAIL FOR PRICING: wscustomerpo@waterstoneco.com)
STAINLESS STEEL: SS (CONTEMPORARY ONLY)
STANDARD SPLIT FINISH: +10% OF HIGHER GROUP PRICE

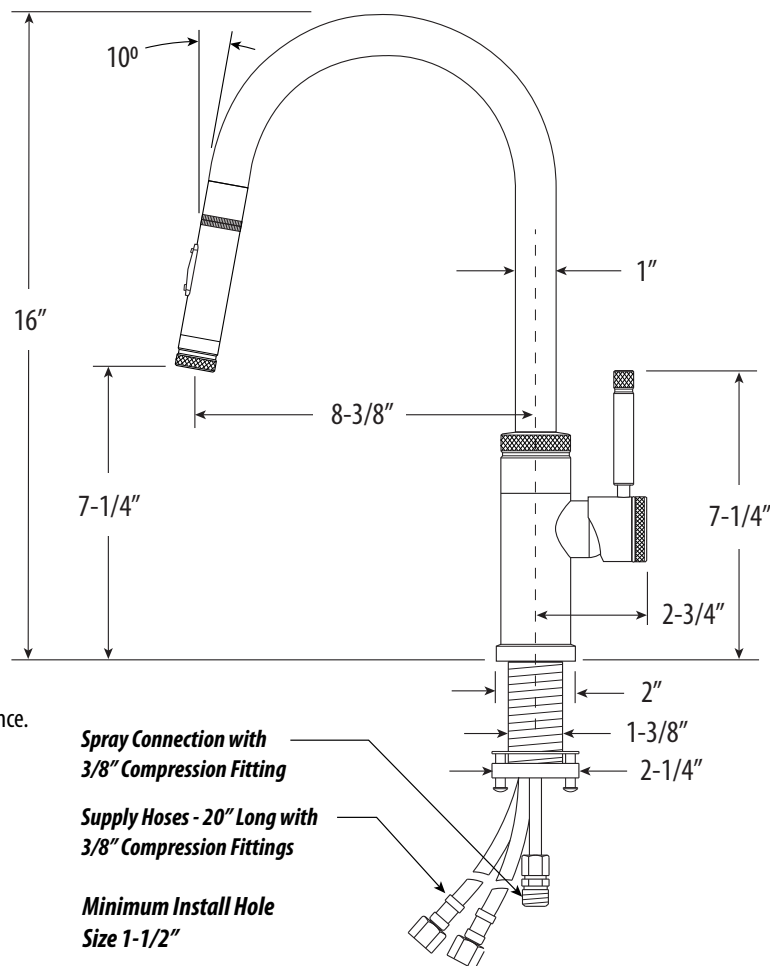
INDUSTRIAL PREP SIZE PLP PULLDOWN FAUCET / ANGLED SPOUT / TOGGLE SPRAYER

LIST PRICES:

MODEL #	GRP 1	GRP 2	SS
9910	1652	1721	2237

FEATURES:

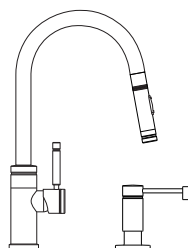
- 10 degree angled spout flows outward towards middle of sink.
- Smaller food prep version of the standard reach PLP Pulldown.
- Modern diamond cut knurling gives industrial look.
- Thin, sleek faucet body design is perfect for modern kitchens.
- "Positive Lock Pulldown" design locks sprayer in place when not in use.
- Spout has 8-3/8" reach and can swivel 360 degrees.
- Toggle handle spray head pulls out 18" from spout.
- Counterbalanced weight on spray hose allows smooth pull out and prevents snap back.
- Sprayer instantly diverts water from aerated stream to wide spray when toggle button is held.
- Spray swivel design is fully insulated against heat.
- 1.75 gpm maximum flow rate with aerated tip.
- Innovative wave spring handle tension system prevents sagging and requires no adjustment.
- Single handle can mount in front, right or left hand positions.
- When mounted on side, handle can adjust 22.5 degrees for backsplash clearance.
- 25mm hot/cold ceramic disk valve cartridge.
- Resistant to reverse osmosis water.
- Made from eco-friendly solid brass or 316 stainless steel.
- 20" reinforced braided connection hoses with 3/8" compression fitting.
- Lifetime functional warranty.



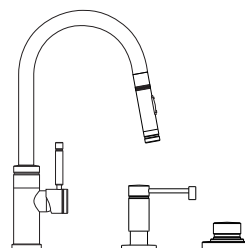
9910 MINI-SUITES

SUITE LIST PRICES:

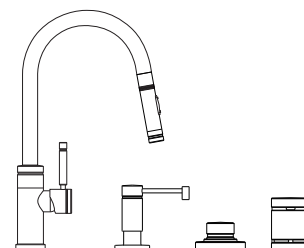
MODEL #	GRP 1	GRP 2	SS
9910-2	2056	2147	2757
9910-3	2437	2549	3282
9910-4	2687	2809	3607



9910-2



9910-3



9910-4

2pc. Mini-Suite Soap/Lotion Dispenser (9065)

3pc. Mini-Suite includes Soap/Lotion Dispenser (9065) and Air Switch (9010)

4pc. Mini-Suite includes Soap/Lotion Dispenser (9065), Air Switch (9010) and Single Port Air Gap (9020)

FINISH GROUPINGS

GROUP 1: AB, ABZ, CH, ORB, SC, TB, WB

GROUP 2: AC, AMB, AP, BLN, CB, CHB, CLZ, DAB, DAC, DAMB, DAP, GB, GR, MB, PB, PC, PN, RS, SB, SN, UPB, VB, WC

PRECIOUS METALS: PG, SG (EMAIL FOR PRICING: wscustomerpo@waterstoneco.com)

STAINLESS STEEL: SS (CONTEMPORARY ONLY)

STANDARD SPLIT FINISH: +10% OF HIGHER GROUP PRICE

WSRPL-090119

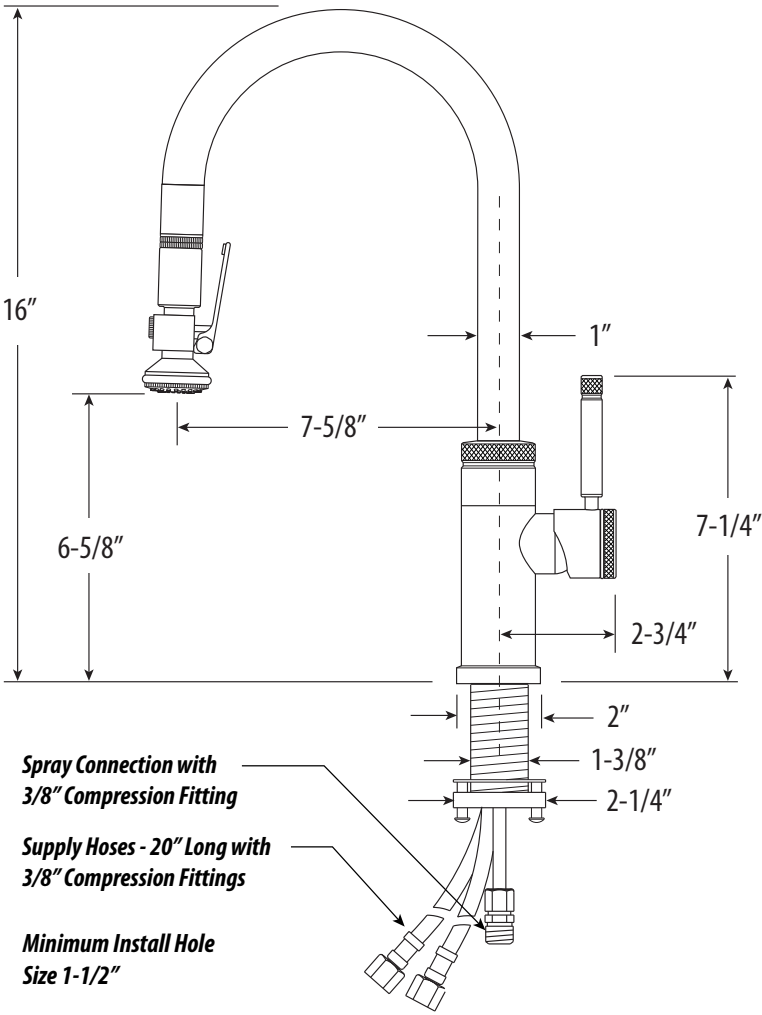
INDUSTRIAL PREP SIZE PLP PULLDOWN FAUCET / LEVER SPRAYER

LIST PRICES:

MODEL #	GRP 1	GRP 2	SS
9930	1958	2040	2652

FEATURES:

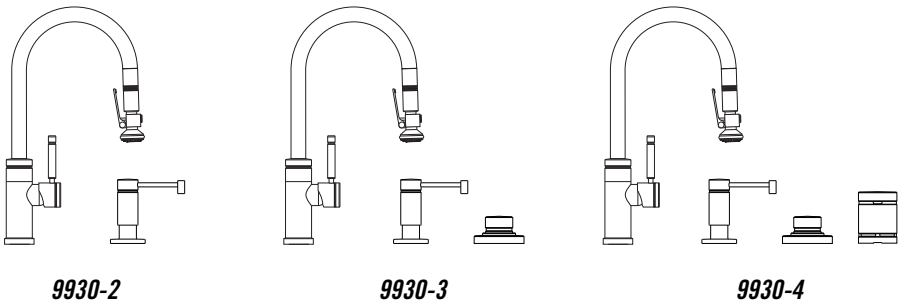
- Smaller, food prep version of the standard reach PLP Pulldown.
- Modern diamond knurling gives industrial look.
- Thin, sleek faucet body design is perfect for modern kitchens.
- "Positive Lock Pulldown" design locks sprayer in place when not in use.
- Spout has 7-5/8" reach and can swivel 360 degrees.
- Lever handle spray head pulls out 18" from spout.
- Counterbalanced weight on spray hose allows smooth pull out and prevents snap back.
- Sprayer instantly diverts water from aerated stream to wide spray when lever handle is held.
- Spray swivel design is fully insulated against heat.
- Innovative wave spring handle tension system prevents sagging and requires no adjustment.
- Single handle can mount in front, right or left hand positions.
- When mounted on side, handle can adjust 22.5 degrees for backsplash clearance.
- Hot/cold ceramic disk valve cartridge.
- 1.75 gpm maximum flow rate with aerated tip.
- Resistant to reverse osmosis water.
- Made from eco-friendly solid brass or 316 stainless steel.
- 20" reinforced braided connection hoses with 3/8" compression fitting.
- Includes reversible or removable hot/cold indicator ring.
- Lifetime functional warranty.



9930 MINI-SUITES

SUITE LIST PRICES:

MODEL #	GRP 1	GRP 2	SS
9930-2	2362	2466	3172
9930-3	2743	2868	3697
9930-4	2993	3128	4022



- 2pc. Mini-Suite Soap/Lotion Dispenser (9065)
3pc. Mini-Suite includes Soap/Lotion Dispenser (9065) and Air Switch (9010)
4pc. Mini-Suite includes Soap/Lotion Dispenser (9065), Air Switch (9010) and Single Port Air Gap (9020)

FINISH GROUPINGS

- GROUP 1: AB, ABZ, CH, ORB, SC, TB, WB
GROUP 2: AC, AMB, AP, BLN, CB, CHB, CLZ, DAB, DAC, DAMB, DAP, GB, GR, MB, PB, PC, PN, RS, SB, SN, UPB, VB, WC

- PRECIOUS METALS: PG, SG (EMAIL FOR PRICING: wscustomerpo@waterstoneco.com)
STAINLESS STEEL: SS (CONTEMPORARY ONLY)
STANDARD SPLIT FINISH: +10% OF HIGHER GROUP PRICE

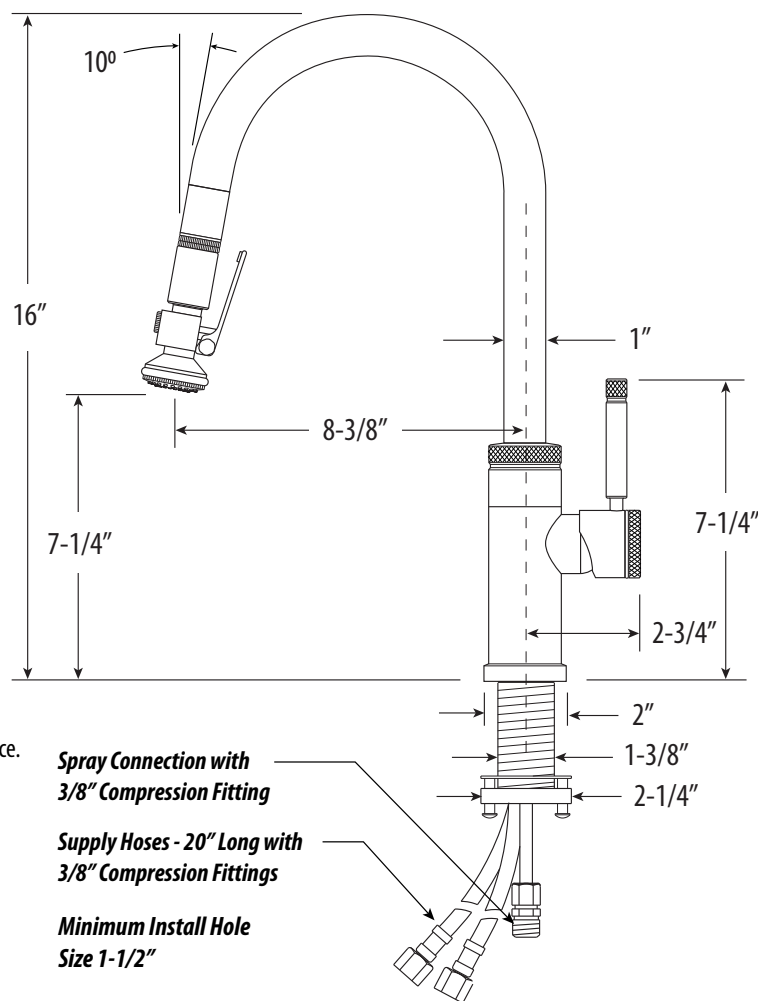
INDUSTRIAL PREP SIZE PLP PULLDOWN FAUCET / ANGLED SPOUT / TOGGLE SPRAYER

LIST PRICES:

MODEL #	GRP 1	GRP 2	SS
9940	1963	2045	2659

FEATURES:

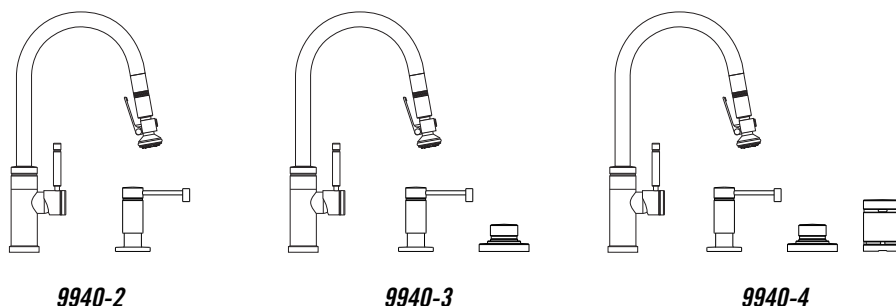
- 10 degree angled spout flows outward towards middle of sink.
- Smaller food prep version of the standard reach PLP Pulldown.
- Modern diamond knurling gives industrial look.
- Thin, sleek faucet body design is perfect for modern kitchens.
- "Positive Lock Pulldown" design locks sprayer in place when not in use.
- Spout has 8-3/8" reach and can swivel 360 degrees.
- Lever handle spray head pulls out 18" from spout.
- Counterbalanced weight on spray hose allows smooth pull out and prevents snap back.
- Sprayer instantly diverts water from aerated stream to wide spray when lever handle is held.
- Spray swivel design is fully insulated against heat.
- 1.75 gpm maximum flow rate with aerated tip.
- Innovative wave spring handle tension system prevents sagging and requires no adjustment.
- Single handle can mount in front, right or left hand positions.
- When mounted on side, handle can adjust 22.5 degrees for backsplash clearance.
- 25mm hot/cold ceramic disk valve cartridge.
- Resistant to reverse osmosis water.
- Made from solid brass or 316 stainless steel.
- 20" reinforced braided connection hoses with 3/8" compression fitting.
- Lifetime functional warranty.



9940 MINI-SUITES

SUITE LIST PRICES:

MODEL #	GRP 1	GRP 2	SS
9940-2	2367	2471	3179
9940-3	2748	2873	3704
9940-4	2998	3133	4029



2pc. Mini-Suite Soap/Lotion Dispenser (9065)

3pc. Mini-Suite includes Soap/Lotion Dispenser (9065) and Air Switch (9010)

4pc. Mini-Suite includes Soap/Lotion Dispenser (9065), Air Switch (9010) and Single Port Air Gap (9020)

FINISH GROUPINGS

GROUP 1: AB, ABZ, CH, ORB, SC, TB, WB

GROUP 2: AC, AMB, AP, BLN, CB, CHB, CLZ, DAB, DAC, DAMB, DAP, GB, GR, MB, PB, PC, PN, RS, SB, SN, UPB, VB, WC

PRECIOUS METALS: PG, SG (EMAIL FOR PRICING: wscustomerpo@waterstoneco.com)

STAINLESS STEEL: SS (CONTEMPORARY ONLY)

STANDARD SPLIT FINISH: +10% OF HIGHER GROUP PRICE

WSRPL-090119

9950

PLP Pulldown Faucets

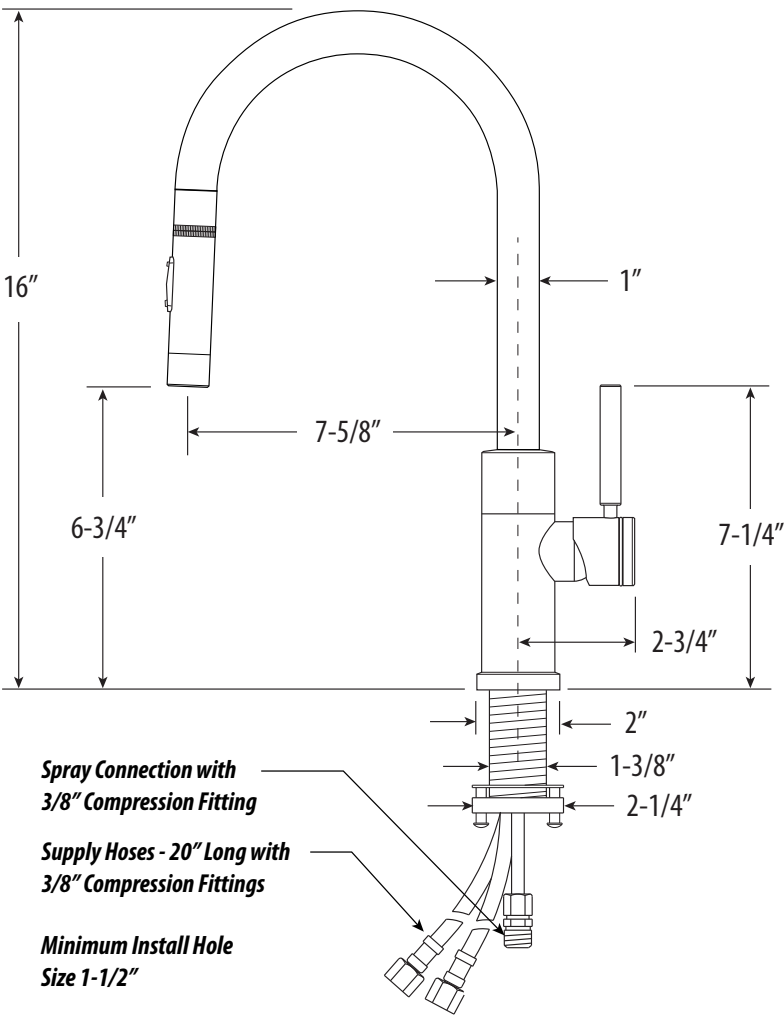
MODERN PREP SIZE PLP PULLDOWN FAUCET / TOGGLE SPRAYER

LIST PRICES:

MODEL #	GRP 1	GRP 2	SS
9950	1647	1716	2230

FEATURES:

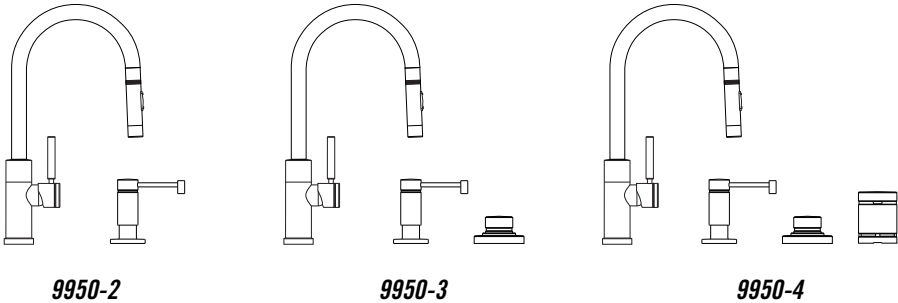
- Smaller food prep version of the standard reach PLP Pulldown.
- Thin, sleek faucet body design is perfect for minimalistic kitchens.
- “Positive Lock Pulldown” design locks sprayer in place when not in use.
- Spout has 7-5/8” reach and can swivel 360 degrees.
- Toggle handle spray head pulls out 18” from spout.
- Counterbalanced weight on spray hose allows smooth pull out and prevents snap back.
- Sprayer instantly diverts water from aerated stream to wide spray when toggle button is held.
- 1.75 gpm maximum flow rate with aerated tip.
- Innovative handle tension system prevents sagging.
- Single handle can mount in front, right or left hand positions.
- When mounted on side, handle can adjust 22.5 degrees for backsplash clearance.
- 25mm hot/cold ceramic disk valve cartridge.
- Resistant to reverse osmosis water.
- Made from eco-friendly solid brass or 316 stainless steel.
- 20” reinforced braided connection hoses with 3/8” compression fitting.
- Includes reversible or removable hot/cold indicator ring.
- Lifetime functional warranty.



9950 MINI-SUITES

SUITE LIST PRICES:

MODEL #	GRP 1	GRP 2	SS
9950-2	2048	2138	2755
9950-3	2426	2536	3280
9950-4	2665	2785	3554



- 2pc. Mini-Suite Soap/Lotion Dispenser (9065)
3pc. Mini-Suite includes Soap/Lotion Dispenser (9065) and Air Switch (9010)
4pc. Mini-Suite includes Soap/Lotion Dispenser (9065), Air Switch (9010) and Single Port Air Gap (9020)

FINISH GROUPINGS

- GROUP 1: AB, ABZ, CH, ORB, SC, TB, WB
GROUP 2: AC, AMB, AP, BLN, CB, CHB, CLZ, DAB, DAC, DAMB, DAP, GB, GR, MB, PB, PC, PN, RS, SB, SN, UPB, VB, WC

- PRECIOUS METALS: PG, SG (EMAIL FOR PRICING: wscustomerpo@waterstoneco.com)
STAINLESS STEEL: SS (CONTEMPORARY ONLY)
STANDARD SPLIT FINISH: +10% OF HIGHER GROUP PRICE

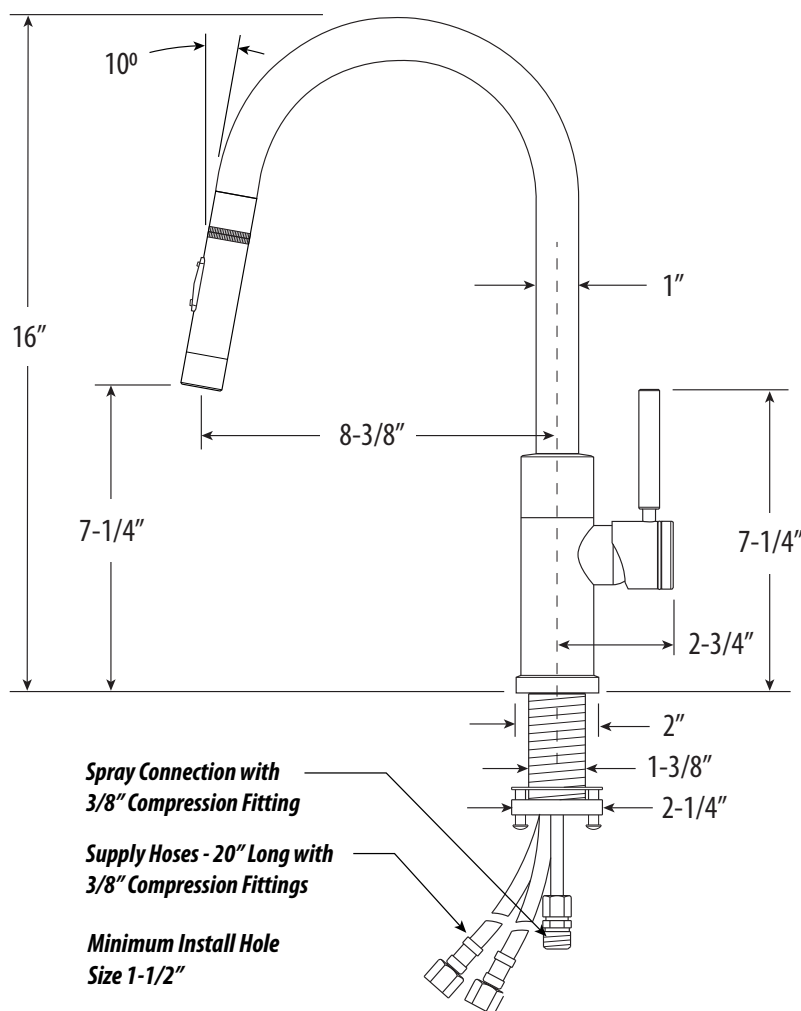
MODERN PREP SIZE PLP PULLDOWN FAUCET / ANGLED SPOUT / TOGGLE SPRAYER

LIST PRICES:

MODEL #	GRP 1	GRP 2	SS
9960	1652	1721	2237

FEATURES:

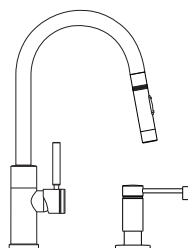
- 10 degree angled spout flows outward towards middle of sink.
- Smaller food prep version of the standard reach PLP Pulldown.
- Thin, sleek faucet body design is perfect for modern kitchens.
- "Positive Lock Pulldown" design locks sprayer in place when not in use.
- Spout has 8-3/8" reach and can swivel 360 degrees.
- Toggle handle spray head pulls out 18" from spout.
- Counterbalanced weight on spray hose allows smooth pull out and prevents snap back.
- Sprayer instantly diverts water from aerated stream to wide spray when toggle button is held.
- Spray swivel design is fully insulated against heat.
- 1.75 gpm maximum flow rate with aerated tip.
- Innovative wave spring handle tension system prevents sagging and requires no adjustment.
- Single handle can mount in front, right or left hand positions.
- When mounted on side, handle can adjust 22.5 degrees for backsplash clearance.
- 25mm hot/cold ceramic disk valve cartridge.
- Resistant to reverse osmosis water.
- Made from eco-friendly solid brass or 316 stainless steel.
- 20" reinforced braided connection hoses with 3/8" compression fitting.
- Includes reversible or removable hot/cold indicator ring.



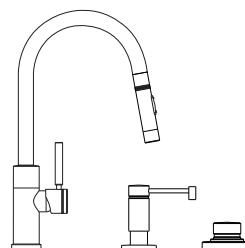
9960 MINI-SUITES

SUITE LIST PRICES:

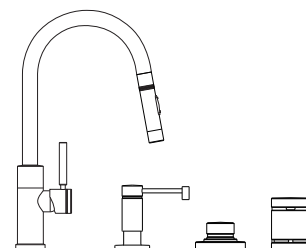
MODEL #	GRP 1	GRP 2	SS
9960-2	2053	2143	2762
9960-3	2431	2541	3287
9960-4	2670	2790	3561



9960-2



9960-3



9960-4

2pc. Mini-Suite Soap/Lotion Dispenser (4065)

3pc. Mini-Suite includes Soap/Lotion Dispenser (4065) and Air Switch (3010)

4pc. Mini-Suite includes Soap/Lotion Dispenser (4065), Air Switch (3010) and Single Port Air Gap (3020)

FINISH GROUPINGS

GROUP 1: AB, ABZ, CH, ORB, SC, TB, WB

GROUP 2: AC, AMB, AP, BLN, CB, CHB, CLZ, DAB, DAC, DAMB, DAP, GB, GR, MB, PB, PC, PN, RS, SB, SN, UPB, VB, WC

PRECIOUS METALS: PG, SG (EMAIL FOR PRICING: wscustomerpo@waterstoneco.com)

STAINLESS STEEL: SS (CONTEMPORARY ONLY)

STANDARD SPLIT FINISH: +10% OF HIGHER GROUP PRICE

WSRPL-090119

9980

PLP Pulldown Faucets

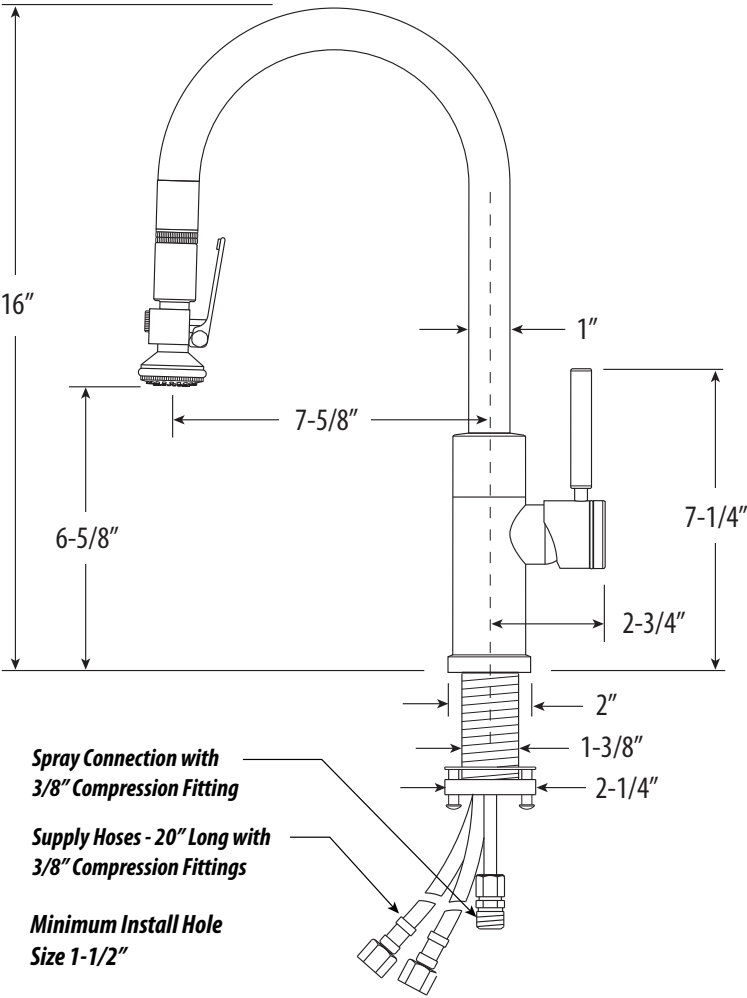
MODERN PREP SIZE PLP PULLDOWN FAUCET / LEVER SPRAYER

LIST PRICES:

MODEL #	GRP 1	GRP 2	SS
9980	1958	2040	2652

FEATURES:

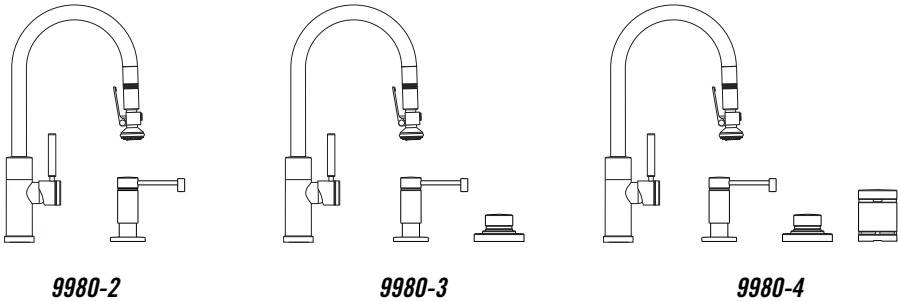
- Smaller, food prep version of the standard reach PLP Pulldown.
- Thin, sleek body design gives a clean and simplistic look.
- “Positive Lock Pulldown” design locks sprayer in place when not in use.
- Spout has 7-5/8” reach and can swivel 360 degrees.
- Lever handle spray head pulls out 18” from spout.
- Counterbalanced weight on spray hose allows smooth pull out and prevents snap back.
- Sprayer instantly diverts water from aerated stream to wide spray when handle is held.
- Spray swivel design is fully insulated against heat.
- Innovative wave spring handle tension system prevents sagging and requires no adjustment.
- Single handle can mount in front, right or left hand positions.
- When mounted on side, handle can adjust 22.5 degrees for backsplash clearance.
- 25mm hot/cold ceramic disk valve cartridge.
- 1.75 gpm maximum flow rate with aerated tip.
- Resistant to reverse osmosis water.
- Made from eco-friendly solid brass or 316 stainless steel.
- Reinforced braided connection hoses.
- Includes reversible or removable hot/cold indicator ring.
- Lifetime functional warranty.



9980 MINI-SUITES

SUITE LIST PRICES:

MODEL #	GRP 1	GRP 2	SS
9980-2	2359	2462	3177
9980-3	2737	2860	3702
9980-4	2976	3109	3976



- 2pc. Mini-Suite Soap/Lotion Dispenser (4065)
3pc. Mini-Suite includes Soap/Lotion Dispenser (4065) and Air Switch (3010)
4pc. Mini-Suite includes Soap/Lotion Dispenser (4065), Air Switch (3010) and Single Port Air Gap (3020)

FINISH GROUPINGS

- GROUP 1: AB, ABZ, CH, ORB, SC, TB, WB
GROUP 2: AC, AMB, AP, BLN, CB, CHB, CLZ, DAB, DAC, DAMB, DAP, GB, GR, MB, PB, PC, PN, RS, SB, SN, UPB, VB, WC

- PRECIOUS METALS: PG, SG (EMAIL FOR PRICING: wscustomerpo@waterstoneco.com)
STAINLESS STEEL: SS (CONTEMPORARY ONLY)
STANDARD SPLIT FINISH: +10% OF HIGHER GROUP PRICE

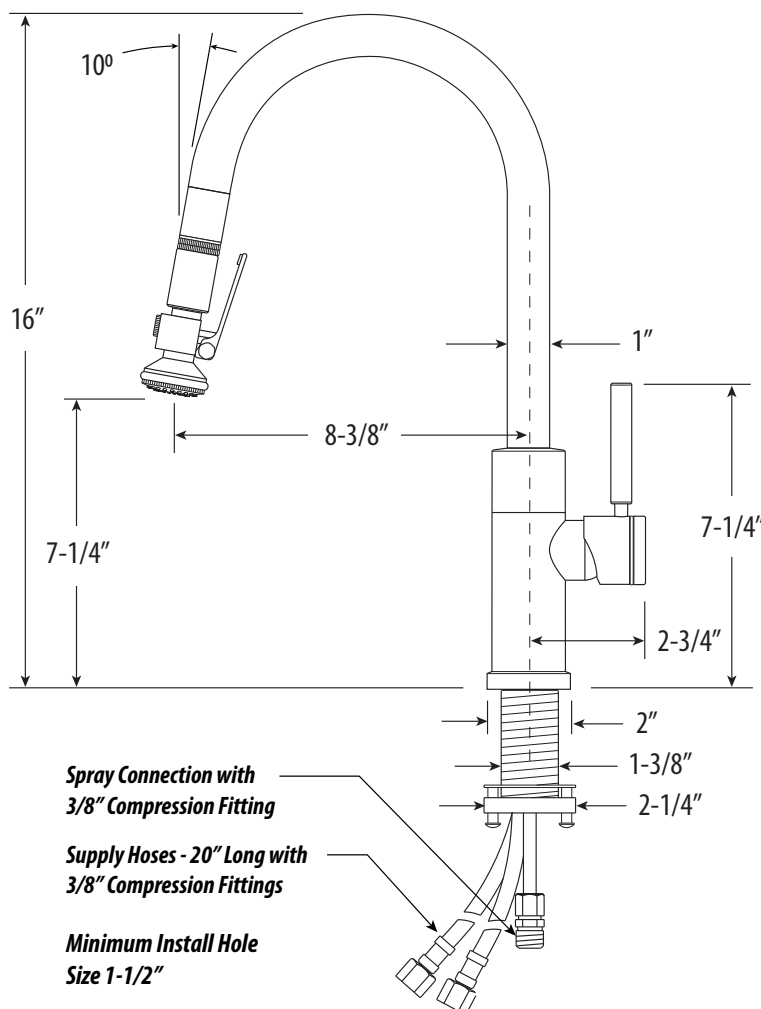
MODERN PREP SIZE PLP PULLDOWN FAUCET / ANGLED SPOUT / LEVER SPRAYER

LIST PRICES:

MODEL #	GRP 1	GRP 2	SS
9990	1963	2045	2659

FEATURES:

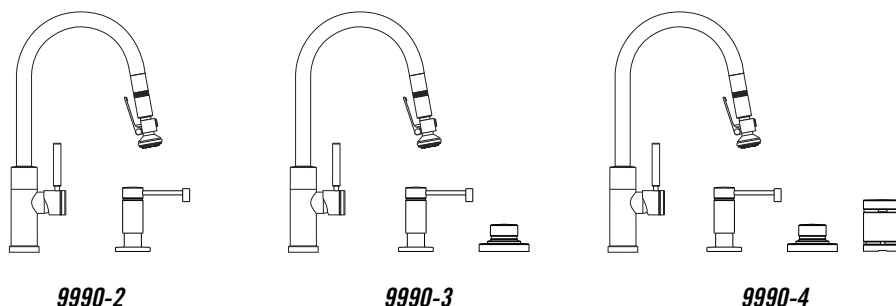
- 10 degree angled spout flows outward towards middle of sink.
- Smaller food prep version of the standard reach PLP Pulldown.
- Thin, sleek body design gives a clean and simplistic look.
- "Positive Lock Pulldown" design locks sprayer in place when not in use.
- Spout has 8-3/8" reach and can swivel 360 degrees.
- Lever handle spray head pulls out 18" from spout.
- Counterbalanced weight on spray hose allows smooth pull out and prevents snap back.
- Sprayer instantly diverts water from aerated stream to wide spray when lever handle is held.
- Spray swivel design is fully insulated against heat.
- 1.75 gpm maximum flow rate with aerated tip.
- Innovative handle tension system prevents sagging.
- Single handle can mount in front, right or left hand positions.
- When mounted on side, handle can adjust 22.5 degrees for backsplash clearance.
- 25mm hot/cold ceramic disk valve cartridge.
- Resistant to reverse osmosis water.
- Made from solid brass or 316 stainless steel.
- 20" reinforced braided connection hoses with 3/8" compression fitting.
- Includes reversible or removable hot/cold indicator ring.



9990 MINI-SUITES

SUITE LIST PRICES:

MODEL #	GRP 1	GRP 2	SS
9990-2	2364	2467	3184
9990-3	2742	2865	3709
9990-4	2981	3114	3983



2pc. Mini-Suite Soap/Lotion Dispenser (4065)

3pc. Mini-Suite includes Soap/Lotion Dispenser (4065) and Air Switch (3010)

4pc. Mini-Suite includes Soap/Lotion Dispenser (4065), Air Switch (3010) and Single Port Air Gap (3020)

FINISH GROUPINGS

GROUP 1: AB, ABZ, CH, ORB, SC, TB, WB

GROUP 2: AC, AMB, AP, BLN, CB, CHB, CLZ, DAB, DAC, DAMB, DAP, GB, GR, MB, PB, PC, PN, RS, SB, SN, UPB, VB, WC

PRECIOUS METALS: PG, SG (EMAIL FOR PRICING: wscustomerpo@waterstoneco.com)

STAINLESS STEEL: SS (CONTEMPORARY ONLY)

STANDARD SPLIT FINISH: +10% OF HIGHER GROUP PRICE

WSRPL-090119

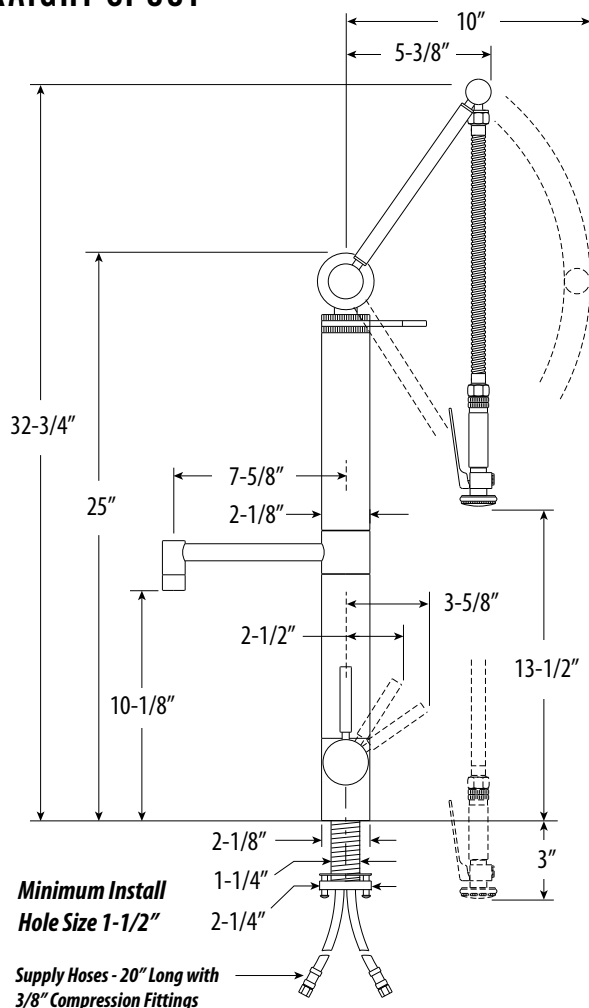
CONTEMPORARY GANTRY® PULLDOWN FAUCET / STRAIGHT SPOUT

LIST PRICES:

MODEL #	GRP 1	GRP 2	SS
3700	4557	4650	5038

FEATURES:

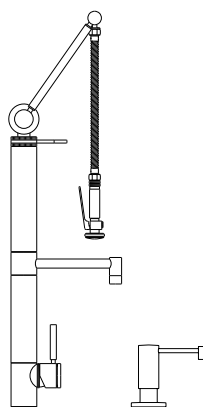
- Inspired by the heavy lifting Gantry cranes of U.S. harbors.
- Innovative, patent protected faucet design.
- Spray arm spring technology gives the sprayer an easy, smooth pull.
- Straight spout has 7-5/8" reach and can swivel 360 degrees.
- Spray arm extends and pivots to reach all areas of sink.
- Sprayer instantly diverts water from aerated stream to wide spray when lever handle is held.
- Spray swivel design is fully insulated against heat.
- 1.75 gpm maximum flow rate with aerated tip.
- Handle ring can be adjusted to preferred push/pull tension and prevents sag.
- When installing, handle can mount in front, right or left hand positions.
- When mounted on side, handle can adjust 22.5 degrees for backsplash clearance.
- Hot/cold ceramic disk valve cartridge.
- Resistant to reverse osmosis water.
- Made from eco-friendly solid brass or 316 stainless steel.
- 20" reinforced braided connection hoses with 3/8" compression fitting.
- Includes reversible or removable hot/cold indicator ring.
- Lifetime functional warranty.
- Made in the USA.



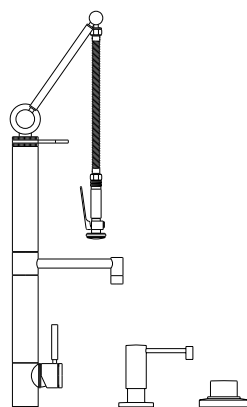
3700 MINI-SUITES

SUITE LIST PRICES:

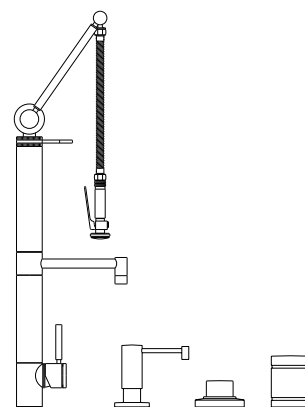
MODEL #	GRP 1	GRP 2	SS
3700-2	4958	5072	5563
3700-3	5336	5470	6088
3700-4	5575	5719	6362



3700-2



3700-3



3700-4

2pc. Mini-Suite Soap/Lotion Dispenser (4065)

3pc. Mini-Suite includes Soap/Lotion Dispenser (4065) and Air Switch (3010)

4pc. Mini-Suite includes Soap/Lotion Dispenser (4065), Air Switch (3010) and Single Port Air Gap (3020)

FINISH GROUPINGS

GROUP 1: AB, ABZ, CH, ORB, SC, TB, WB

GROUP 2: AC, AMB, AP, BLN, CB, CHB, CLZ, DAB, DAC, DAMB, DAP, GB, GR, MB, PB, PC, PN, RS, SB, SN, UPB, VB, WC

PRECIOUS METALS: PG, SG (EMAIL FOR PRICING: wscustomerpo@waterstoneco.com)

STAINLESS STEEL: SS (CONTEMPORARY ONLY)

STANDARD SPLIT FINISH: +10% OF HIGHER GROUP PRICE

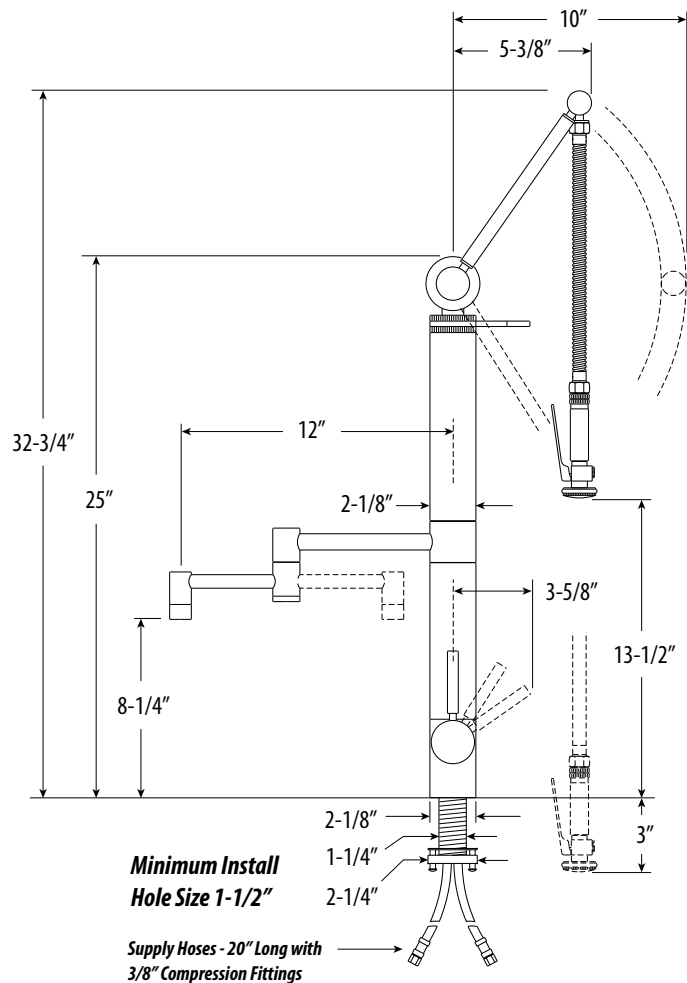
CONTEMPORARY GANTRY® PULLDOWN FAUCET / 12" ARTICULATED SPOUT

LIST PRICES:

MODEL #	GRP 1	GRP 2	SS
3710-12	4842	4941	5339

FEATURES:

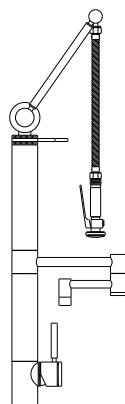
- Inspired by the heavy lifting Gantry cranes of U.S. harbors.
- Innovative, patent protected faucet design.
- Spray arm spring technology gives the sprayer an easy, smooth pull.
- Articulated spout has 12" reach and can swivel 360 degrees.
- Spray arm extends and pivots to reach all areas of sink.
- Sprayer instantly diverts water from aerated stream to wide spray when lever handle is held.
- Spray swivel design is fully insulated against heat.
- 1.75 gpm maximum flow rate with aerated tip.
- Handle ring can be adjusted to preferred push/pull tension and prevents sag.
- When installing, handle can mount in front, right or left hand positions.
- When mounted on side, handle can adjust 22.5 degrees for backsplash clearance.
- Hot/cold ceramic disk valve cartridge.
- Resistant to reverse osmosis water.
- Made from eco-friendly solid brass or 316 stainless steel.
- 20" reinforced braided connection hoses with 3/8" compression fitting.
- Lifetime functional warranty.
- Made in the USA.



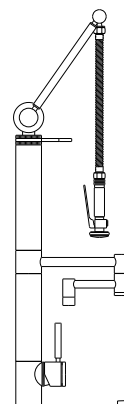
3710-12 MINI-SUITES

SUITE LIST PRICES:

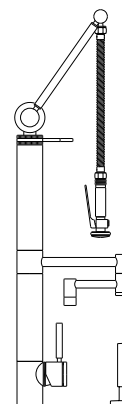
MODEL #	GRP 1	GRP 2	SS
3710-12-2	5243	5363	5864
3710-12-3	5621	5761	6389
3710-12-4	5860	6010	6663



3710-12-2



3710-12-3



3710-12-4

2pc. Mini-Suite Soap/Lotion Dispenser (4065)

3pc. Mini-Suite includes Soap/Lotion Dispenser (4065) and Air Switch (3010)

4pc. Mini-Suite includes Soap/Lotion Dispenser (4065), Air Switch (3010) and Single Port Air Gap (3020)

FINISH GROUPINGS

GROUP 1: AB, ABZ, CH, ORB, SC, TB, WB

GROUP 2: AC, AMB, AP, BLN, CB, CHB, CLZ, DAB, DAC, DAMB, DAP, GB, GR, MB, PB, PC, PN, RS, SB, SN, UPB, VB, WC

PRECIOUS METALS: PG, SG (EMAIL FOR PRICING: wscustomerpo@waterstoneco.com)

STAINLESS STEEL: SS (CONTEMPORARY ONLY)

STANDARD SPLIT FINISH: +10% OF HIGHER GROUP PRICE

WSRPL-090119

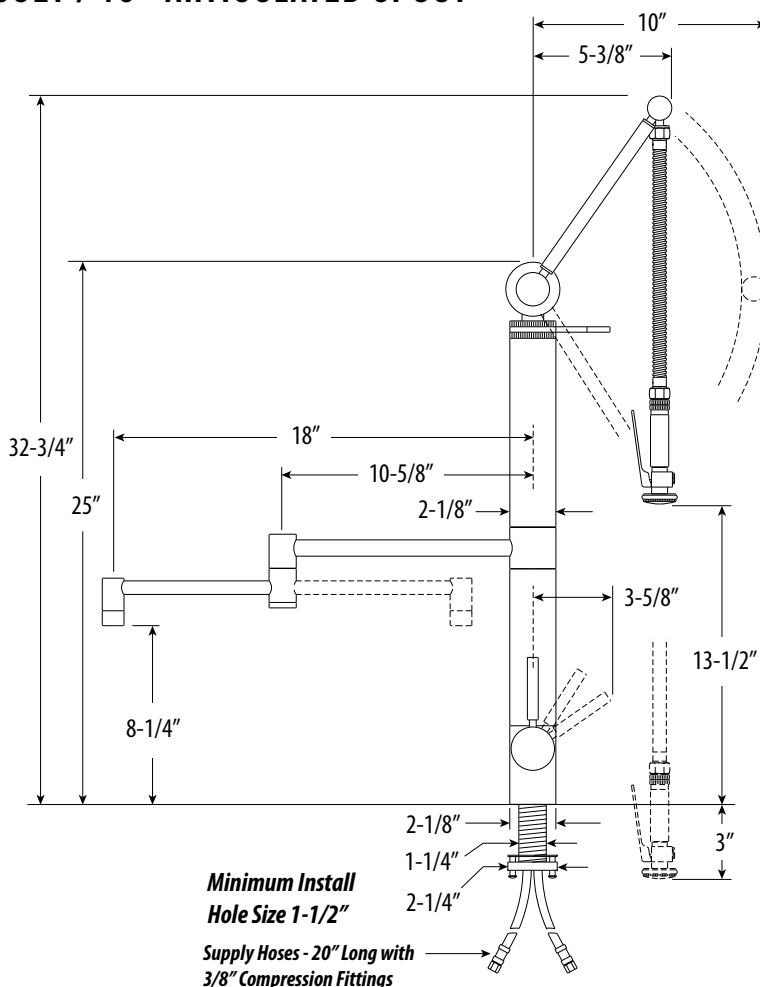
CONTEMPORARY GANTRY® PULLDOWN FAUCET / 18" ARTICULATED SPOUT

LIST PRICES:

<i>MODEL #</i>	<i>GRP 1</i>	<i>GRP 2</i>	<i>SS</i>
3710-18	4971	5073	5431

FEATURES:

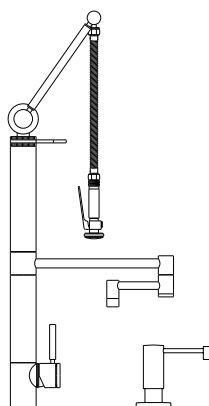
- Inspired by the heavy lifting Gantry cranes of U.S. harbors.
- Innovative, patent protected faucet design.
- Spray arm spring technology gives the sprayer an easy, smooth pull.
- Articulated spout has 18" reach and can swivel 360 degrees.
- Spray arm extends and pivots to reach all areas of sink.
- Sprayer instantly diverts water from aerated stream to wide spray when lever handle is held.
- Spray swivel design is fully insulated against heat.
- 1.75 gpm maximum flow rate with aerated tip.
- Handle ring can be adjusted to preferred push/pull tension and prevents sag.
- When installing, handle can mount in front, right or left hand positions.
- When mounted on side, handle can adjust 22.5 degrees for backsplash clearance.
- Hot/cold ceramic disk valve cartridge.
- Resistant to reverse osmosis water.
- Made from eco-friendly solid brass or 316 stainless steel.
- 20" reinforced braided connection hoses with 3/8" compression fitting.
- Lifetime functional warranty.
- Made in the USA.



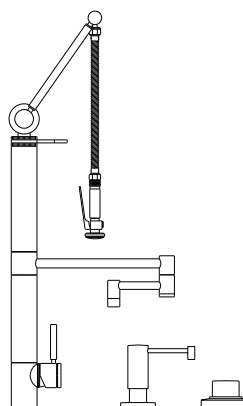
3710-18 MINI-SUITES

SUITE LIST PRICES:

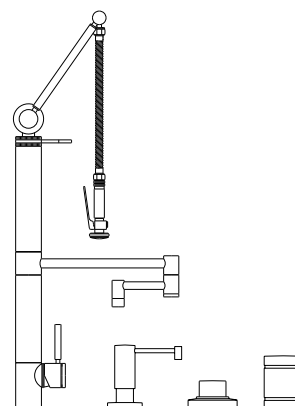
<i>MODEL #</i>	<i>GRP 1</i>	<i>GRP 2</i>	<i>SS</i>
3710-18-2	5372	5495	5956
3710-18-3	5750	5893	6481
3710-18-4	5989	6142	6755



3710-18-2



3710-18-3



3710-18-4

2pc. Mini-Suite Soap/Lotion Dispenser (4065)

3pc. Mini-Suite includes Soap/Lotion Dispenser (4065) and Air Switch (3010)

4pc. Mini-Suite includes Soap/Lotion Dispenser (4065), Air Switch (3010) and Single Port Air Gap (3020)

FINISH GROUPINGS

GROUP 1: AB, ABZ, CH, ORB, SC, TB, WB

GROUP 2: AC, AMB, AP, BLN, CB, CHB, CLZ, DAB, DAC, DAMB, DAP, GB, GR, MB, PB, PC, PN, RS, SB, SN, UPB, VB, WC

PRECIOUS METALS: PG, SG (EMAIL FOR PRICING: wscustomerpo@waterstoneco.com)

STAINLESS STEEL: SS (CONTEMPORARY ONLY)

STANDARD SPLIT FINISH: +10% OF HIGHER GROUP PRICE

WSRPL-090119

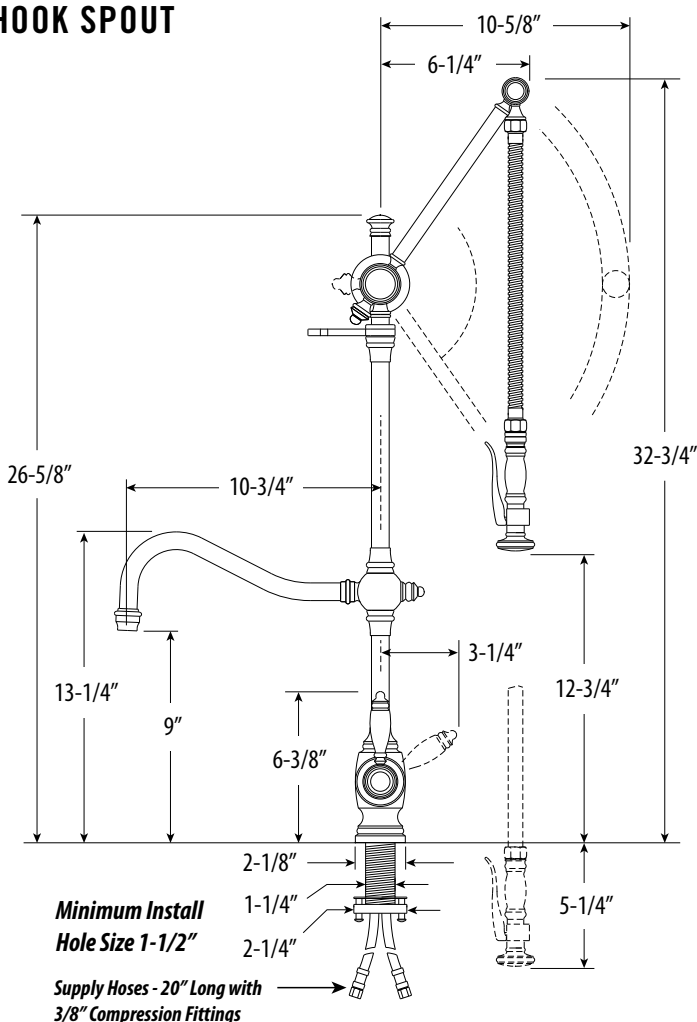
TRADITIONAL GANTRY® PULLDOWN FAUCET / HOOK SPOUT

LIST PRICES:

MODEL #	GRP 1	GRP 2	SS
4400	4014	4096	N/A

FEATURES:

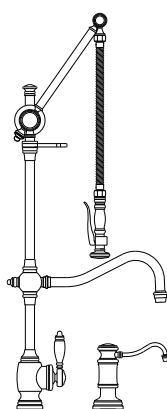
- Inspired by the heavy lifting Gantry cranes of US harbors.
- Innovative, patent protected faucet design.
- Spray arm spring technology gives the sprayer an easy, smooth pull.
- Hook spout has 10-3/4" reach and can swivel 360 degrees.
- Spray arm extends and pivots to reach all areas of sink.
- Sprayer instantly diverts water from aerated stream to wide spray when lever handle is held.
- Spray swivel design is fully insulated against heat.
- 1.75 gpm maximum flow rate with aerated tip.
- Handle ring can be adjusted to preferred push/pull tension and prevents sag.
- Single handle can mount in front, right or left hand positions.
- When mounted on side, handle can adjust 45 degrees for backsplash clearance.
- Hot/cold ceramic disk valve cartridge.
- Resistant to reverse osmosis water.
- Made from eco-friendly solid brass.
- 20" reinforced braided connection hoses with 3/8" compression fitting.
- Includes 3 handle button options.
- Lifetime functional warranty.
- Made in the USA.



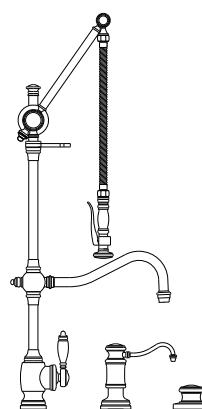
4400 MINI-SUITES

SUITE LIST PRICES:

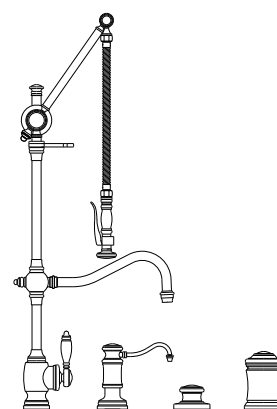
MODEL #	GRP 1	GRP 2	SS
4400-2	4488	4595	N/A
4400-3	4906	5035	N/A
4400-4	5171	5314	N/A



4400-2



4400-3



4400-4

2pc. Mini-Suite Soap/Lotion Dispenser (4060)

3pc. Mini-Suite includes Soap/Lotion Dispenser (4060) and Air Switch (4010)

4pc. Mini-Suite includes Soap/Lotion Dispenser (4060), Air Switch (4010) and Single Port Air Gap (4020)

FINISH GROUPINGS

GROUP 1: AB, ABZ, CH, ORB, SC, TB, WB

GROUP 2: AC, AMB, AP, BLN, CB, CHB, CLZ, DAB, DAC, DAMB, DAP, GB, GR, MB, PB, PC, PN, RS, SB, SN, UPB, VB, WC

PRECIOUS METALS: PG, SG (EMAIL FOR PRICING: wscustomerpo@waterstoneco.com)

STAINLESS STEEL: SS (CONTEMPORARY ONLY)

STANDARD SPLIT FINISH: +10% OF HIGHER GROUP PRICE

WSRPL-090119

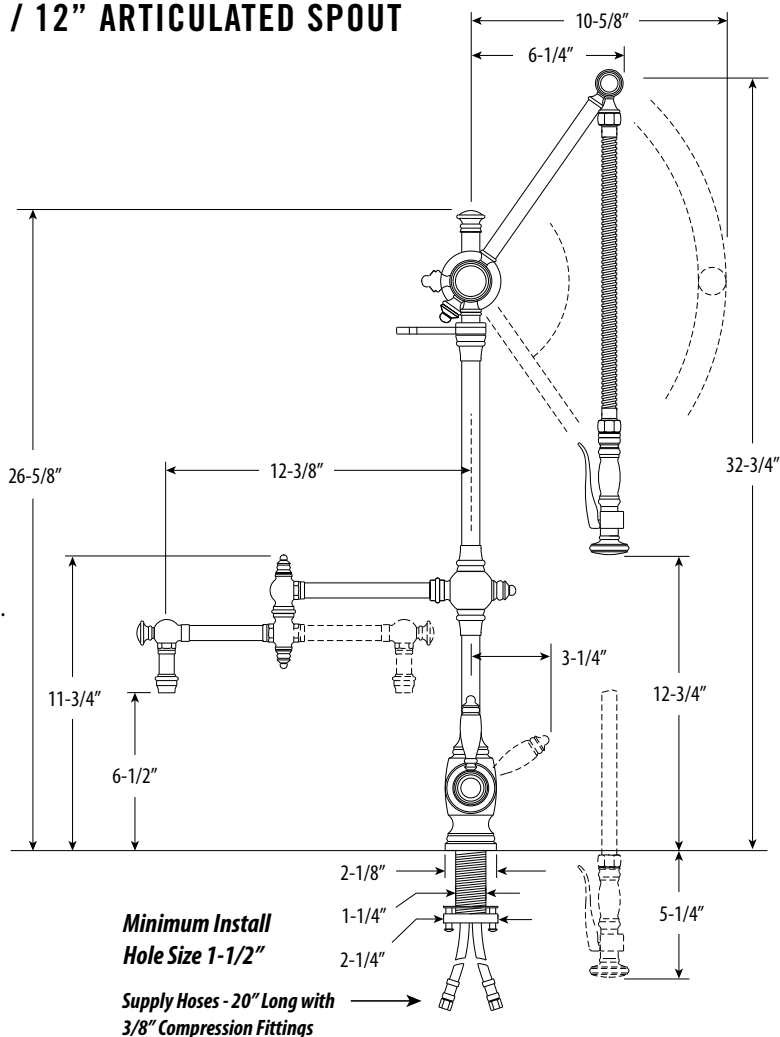
TRADITIONAL GANTRY® PULLDOWN FAUCET / 12" ARTICULATED SPOUT

LIST PRICES:

MODEL #	GRP 1	GRP 2	SS
4410-12	4622	4717	N/A

FEATURES:

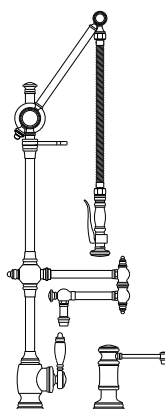
- Inspired by the heavy lifting Gantry cranes of US harbors.
- Innovative, patent protected faucet design.
- Spray arm spring technology gives the sprayer an easy, smooth pull.
- Articulated spout has 12" reach and can swivel 360 degrees.
- Spray arm extends and pivots to reach all areas of sink.
- Sprayer instantly diverts water from aerated stream to wide spray when lever handle is held.
- Spray swivel design is fully insulated against heat.
- 1.75 gpm maximum flow rate with aerated tip.
- Handle ring can be adjusted to preferred push/pull tension and prevents sag.
- Single handle can mount in front, right or left hand positions.
- When mounted on side, handle can adjust 45 degrees for backsplash clearance.
- Hot/cold ceramic disk valve cartridge.
- Resistant to reverse osmosis water.
- Made from eco-friendly solid brass.
- 20" reinforced braided connection hoses with 3/8" compression fitting.
- Includes 3 handle button options.
- Lifetime functional warranty.
- Made in the USA.



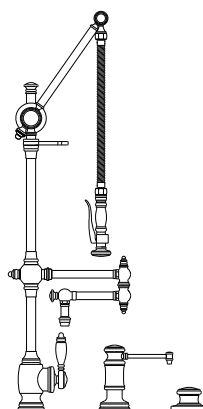
4410-12 MINI-SUITES

SUITE LIST PRICES:

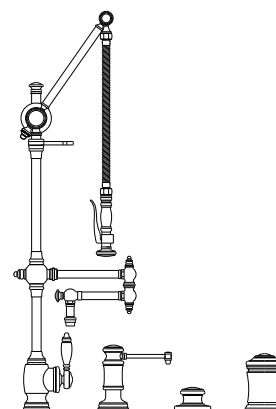
MODEL #	GRP 1	GRP 2	SS
4410-12-2	5096	5216	N/A
4410-12-3	5514	5656	N/A
4410-12-4	5779	5935	N/A



4410-12-2



4410-12-3



4410-12-4

2pc. Mini-Suite Soap/Lotion Dispenser (4055)

3pc. Mini-Suite includes Soap/Lotion Dispenser (4055) and Air Switch (4010)

4pc. Mini-Suite includes Soap/Lotion Dispenser (4055), Air Switch (4010) and Single Port Air Gap (4020)

FINISH GROUPINGS

GROUP 1: AB, ABZ, CH, ORB, SC, TB, WB

GROUP 2: AC, AMB, AP, BLN, CB, CHB, CLZ, DAB, DAC, DAMB, DAP, GB, GR, MB, PB, PC, PN, RS, SB, SN, UPB, VB, WC

PRECIOUS METALS: PG, SG (EMAIL FOR PRICING: wscustomerpo@waterstoneco.com)

STAINLESS STEEL: SS (CONTEMPORARY ONLY)

STANDARD SPLIT FINISH: +10% OF HIGHER GROUP PRICE

WSRPL-090119

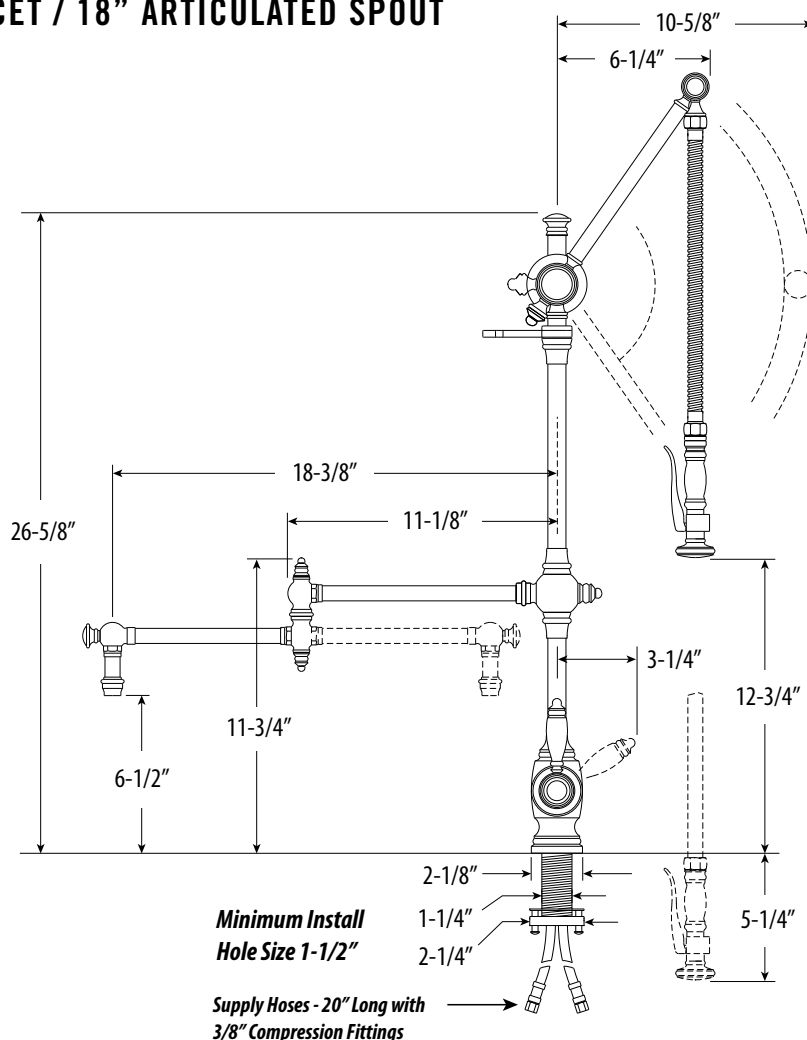
TRADITIONAL GANTRY® PULLDOWN FAUCET / 18" ARTICULATED SPOUT

LIST PRICES:

MODEL #	GRP 1	GRP 2	SS
4410-18	4751	4848	N/A

FEATURES:

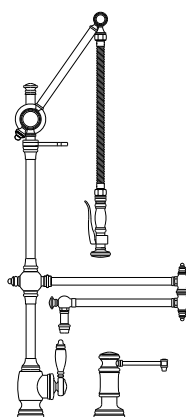
- Inspired by the heavy lifting Gantry cranes of US harbors.
- Innovative, patent protected faucet design.
- Spray arm spring technology gives the sprayer an easy, smooth pull.
- Articulated spout has 18" reach and can swivel 360 degrees.
- Spray arm extends and pivots to reach all areas of sink.
- Sprayer instantly diverts water from aerated stream to wide spray when lever handle is held.
- Spray swivel design is fully insulated against heat.
- 1.75 gpm maximum flow rate with aerated tip.
- Handle ring can be adjusted to preferred push/pull tension and prevents sag.
- Single handle can mount in front, right or left hand positions.
- When mounted on side, handle can adjust 45 degrees for backsplash clearance.
- Hot/cold ceramic disk valve cartridge.
- Resistant to reverse osmosis water.
- Made from eco-friendly solid brass.
- 20" reinforced braided connection hoses with 3/8" compression fitting.
- Includes 3 handle button options.
- Lifetime functional warranty.



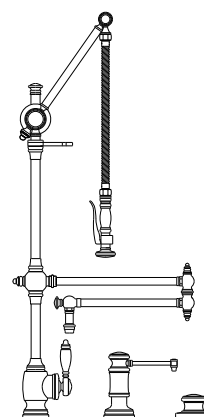
4410-18 MINI-SUITES

SUITE LIST PRICES:

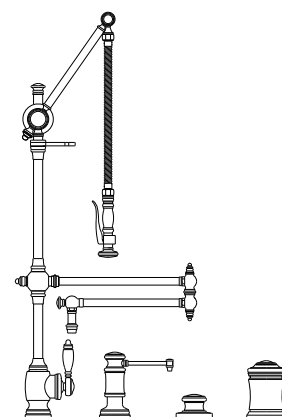
MODEL #	GRP 1	GRP 2	SS
4410-18-2	5225	5347	N/A
4410-18-3	5643	5787	N/A
4410-18-4	5908	6066	N/A



4410-18-2



4410-18-3



4410-18-4

2pc. Mini-Suite Soap/Lotion Dispenser (4055)

3pc. Mini-Suite includes Soap/Lotion Dispenser (4055) and Air Switch (4010)

4pc. Mini-Suite includes Soap/Lotion Dispenser (4055), Air Switch (4010) and Single Port Air Gap (4020)

FINISH GROUPINGS

GROUP 1: AB, ABZ, CH, ORB, SC, TB, WB

GROUP 2: AC, AMB, AP, BLN, CB, CHB, CLZ, DAB, DAC, DAMB, DAP, GB, GR, MB, PB, PC, PN, RS, SB, SN, UPB, VB, WC

PRECIOUS METALS: PG, SG (EMAIL FOR PRICING: wscustomerpo@waterstoneco.com)

STAINLESS STEEL: SS (CONTEMPORARY ONLY)

STANDARD SPLIT FINISH: +10% OF HIGHER GROUP PRICE

WSRPL-090119

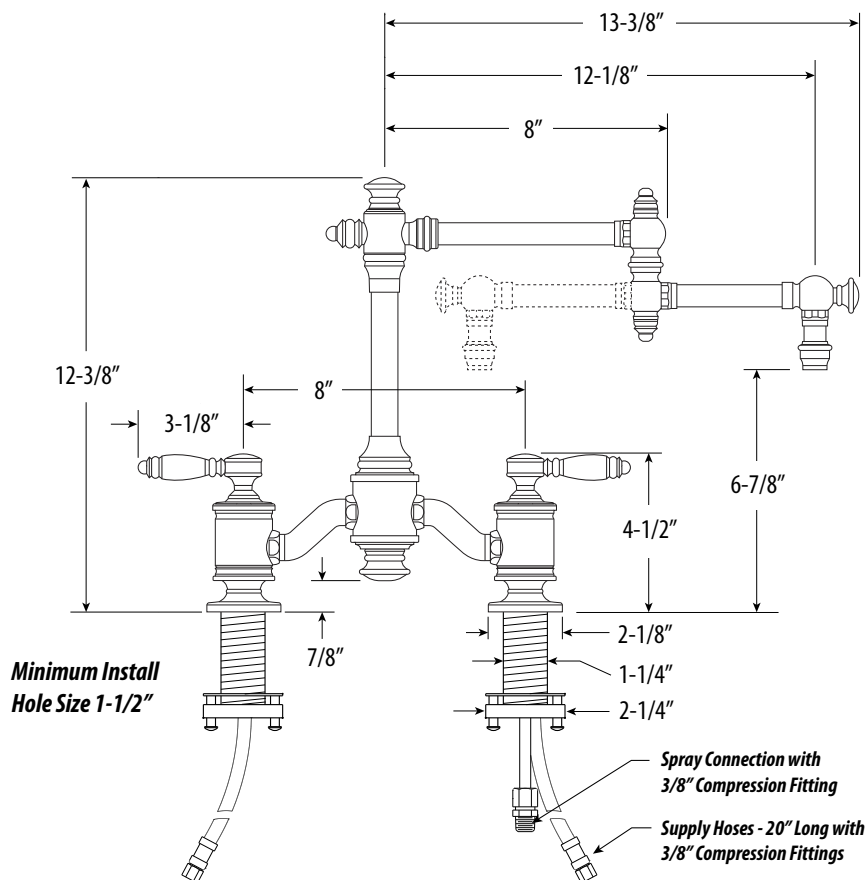
TOWSON BRIDGE FAUCET / 12" ARTICULATED SPOUT / LEVER HANDLES

LIST PRICES:

MODEL #	GRP 1	GRP 2	SS
6100-12	2646	2728	N/A

FEATURES:

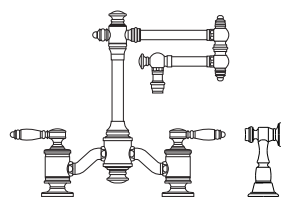
- Part of the traditional Towson Suite.
- Two-holed Bridge Faucet design mounts 8" on center.
- Articulated spout has 12" reach and can swivel 360 degrees.
- Equipped with spray diverter and 1/4" NPT pipe fitting connection for optional side spray.
- Ergonomic double lever handles.
- ADA compliant.
- Hot and cold ceramic disk valve cartridges.
- 1.75 gpm maximum flow rate with aerated tip.
- Resistant to reverse osmosis water.
- Made from eco-friendly solid brass.
- 20" reinforced braided connection hoses with 3/8" compression fitting.
- Includes 2 styles of handle button options.
- Lifetime functional warranty.
- Made in the USA.



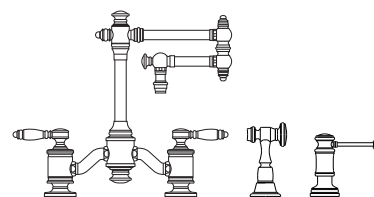
6100-12 MINI-SUITES

SUITE LIST PRICES:

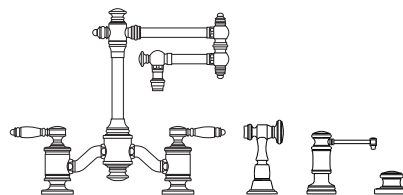
MODEL #	GRP 1	GRP 2	SS
6100-12-1	3249	3363	N/A
6100-12-2	3723	3862	N/A
6100-12-3	4141	4302	N/A
6100-12-4	4406	4581	N/A



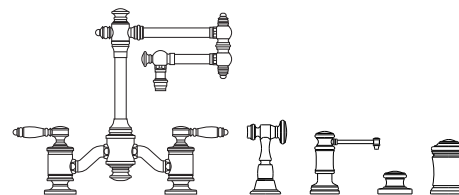
6100-12-1



6100-12-2



6100-12-3



6100-12-4

1pc. Mini-Suite includes Side Spray (4025)

2pc. Mini-Suite includes Side Spray (4025) and Soap/Lotion Dispenser (4055)

3pc. Mini-Suite includes Side Spray (4025), Soap/Lotion Dispenser (4055) and Air Switch (4010)

4pc. Mini-Suite includes Side Spray (4025), Soap/Lotion Dispenser (4055), Air Switch (4010) and Single Port Air Gap (4020)

FINISH GROUPINGS

GROUP 1: AB, ABZ, CH, ORB, SC, TB, WB

GROUP 2: AC, AMB, AP, BLN, CB, CHB, CLZ, DAB, DAC, DAMB, DAP, GB, GR, MB, PB, PC, PN, RS, SB, SN, UPB, VB, WC

PRECIOUS METALS: PG, SG (EMAIL FOR PRICING: wscustomerpo@waterstoneco.com)

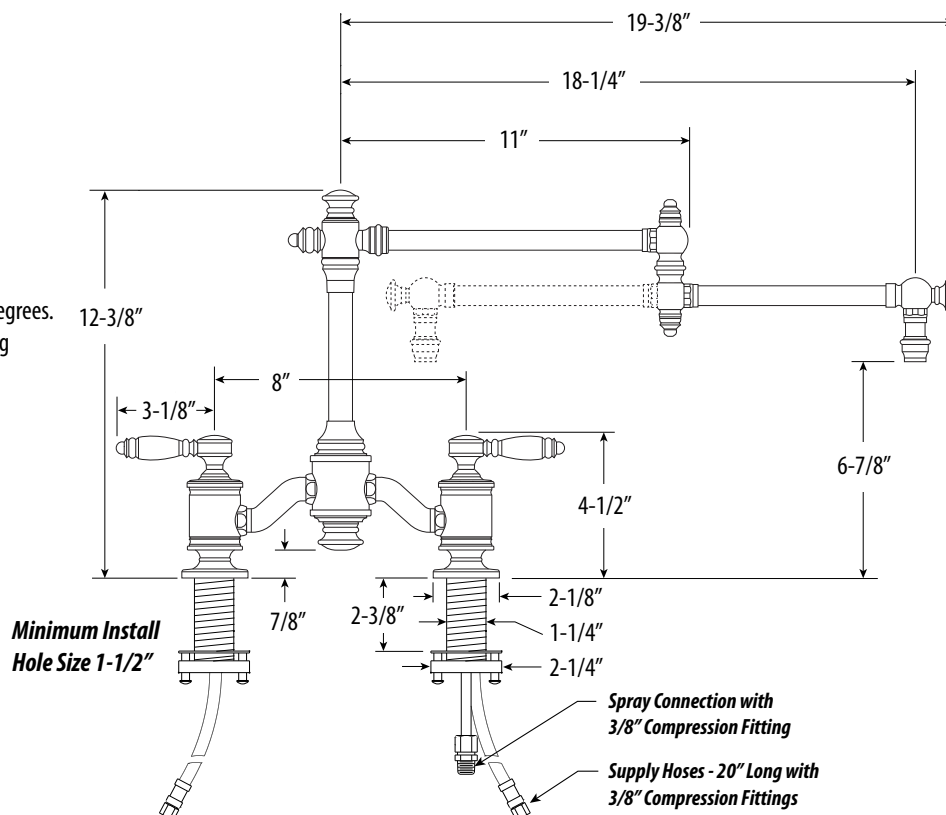
STAINLESS STEEL: SS (CONTEMPORARY ONLY)

STANDARD SPLIT FINISH: +10% OF HIGHER GROUP PRICE

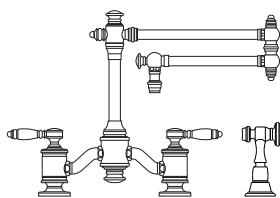
LIST PRICES:

<i>MODEL #</i>	<i>GRP 1</i>	<i>GRP 2</i>	<i>SS</i>
6100-18	2751	2836	N/A

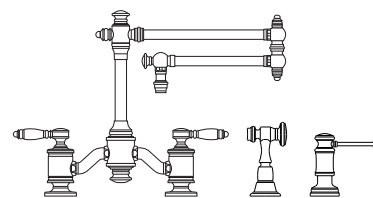
- Part of the traditional Towson Suite.
- Two-holed Bridge Faucet design mounts 8" on center.
- Articulated spout has 18" reach and can swivel 360 degrees.
- Equipped with spray diverter and 1/4" NPT pipe fitting connection for optional side spray.
- Ergonomic double lever handles.
- ADA compliant.
- Hot and cold ceramic disk valve cartridges.
- 1.75 gpm maximum flow rate with aerated tip.
- Resistant to reverse osmosis water.
- Made from eco-friendly solid brass.
- 20" reinforced braided connection hoses with 3/8" compression fitting.
- Includes 2 styles of handle button options.
- Lifetime functional warranty.
- Made in the USA.

**SUITE LIST PRICES:**

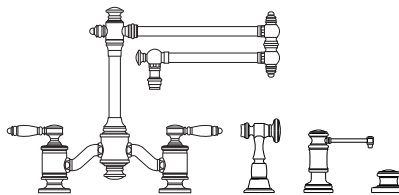
<i>MODEL #</i>	<i>GRP 1</i>	<i>GRP 2</i>	<i>SS</i>
6100-18-1	3354	3471	N/A
6100-18-2	3828	3970	N/A
6100-18-3	4246	4410	N/A
6100-18-4	4511	4689	N/A



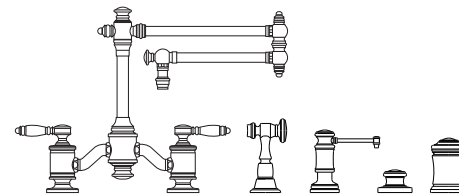
6100-18-1



6100-18-2



6100-18-3



6100-18-4

4pc. Mini-Suite includes Side Spray (4025), Soap/Lotion Dispenser (4055), Air Switch (4010) and Single Port Air Gap (4020)

GROUP 2: AC, AMB, AP, BLN, CB, CHB, CLZ, DAB, DAC, DAMB, DAP, GB, GR, MB, PB, PC, PN, RS, SB, SN, UPB, VB, WC

STANDARD SPLIT FINISH: +10% OF HIGHER GROUP PRICE

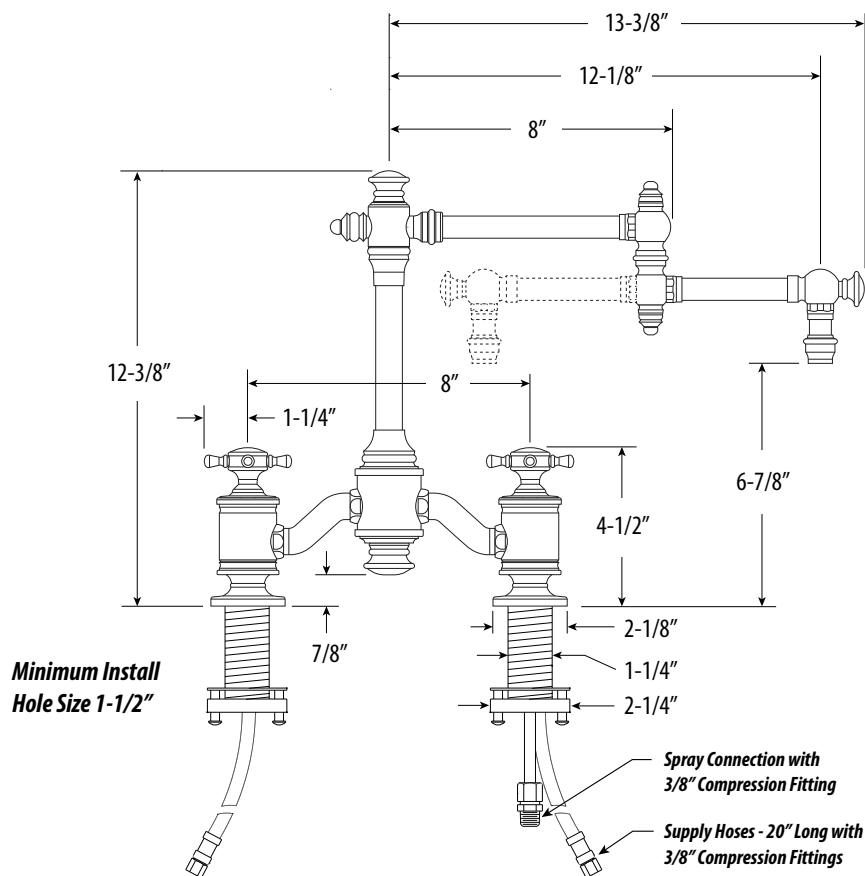
TOWSON BRIDGE FAUCET / 12" ARTICULATED SPOUT / CROSS HANDLES

LIST PRICES:

MODEL #	GRP 1	GRP 2	SS
6150-12	2803	2890	N/A

FEATURES:

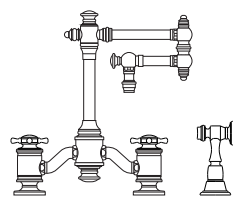
- Part of the traditional Towson Suite.
- Two-holed Bridge Faucet design mounts 8" on center.
- Articulated spout has 12" reach and can swivel 360 degrees.
- Equipped with spray diverter and 1/4" NPT pipe fitting connection for optional side spray.
- Ergonomic double cross handles.
- Hot and cold ceramic disk valve cartridges.
- 1.75 gpm maximum flow rate with aerated tip.
- Resistant to reverse osmosis water.
- Made from eco-friendly solid brass.
- 20" reinforced braided connection hoses with 3/8" compression fitting.
- Includes 2 styles of handle button options.
- Lifetime functional warranty.
- Made in the USA.



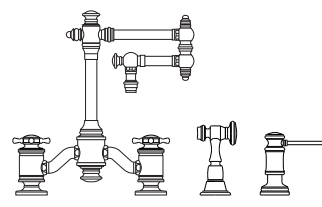
6150-12 MINI-SUITES

SUITE LIST PRICES:

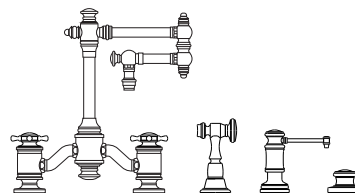
MODEL #	GRP 1	GRP 2	SS
6150-12-1	3406	3525	N/A
6150-12-2	3880	4024	N/A
6150-12-3	4298	4464	N/A
6150-12-4	4563	4743	N/A



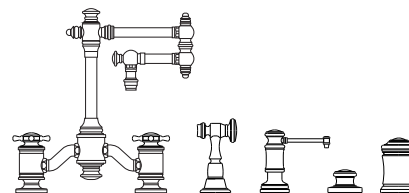
6150-12-1



6150-12-2



6150-12-3



6150-12-4

1pc. Mini-Suite includes Side Spray (4025)

2pc. Mini-Suite includes Side Spray (4025) and Soap/Lotion Dispenser (4055)

3pc. Mini-Suite includes Side Spray (4025), Soap/Lotion Dispenser (4055) and Air Switch (4010)

4pc. Mini-Suite includes Side Spray (4025), Soap/Lotion Dispenser (4055), Air Switch (4010) and Single Port Air Gap (4020)

FINISH GROUPINGS

GROUP 1: AB, ABZ, CH, ORB, SC, TB, WB

GROUP 2: AC, AMB, AP, BLN, CB, CHB, CLZ, DAB, DAC, DAMB, DAP, GB, GR, MB, PB, PC, PN, RS, SB, SN, UPB, VB, WC

PRECIOUS METALS: PG, SG (EMAIL FOR PRICING: wscustomerpo@waterstoneco.com)

STAINLESS STEEL: SS (CONTEMPORARY ONLY)

STANDARD SPLIT FINISH: +10% OF HIGHER GROUP PRICE

WSRPL-090119

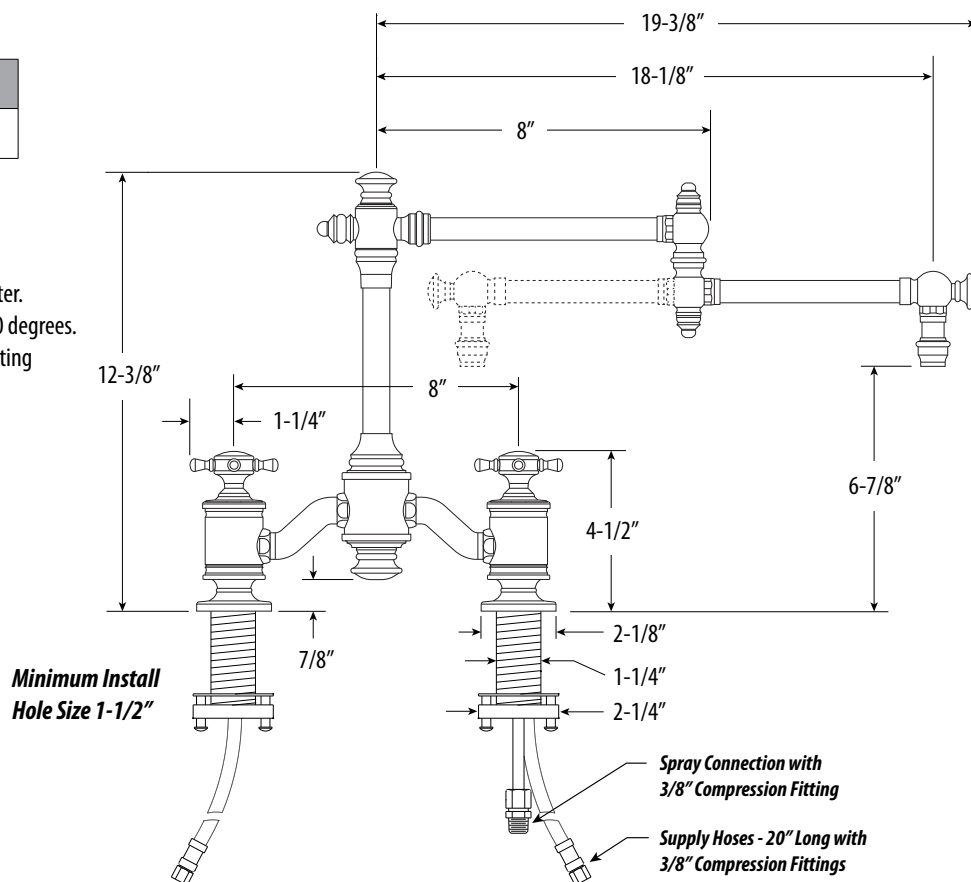
TOWSON BRIDGE FAUCET / 18" ARTICULATED SPOUT / CROSS HANDLES

LIST PRICES:

MODEL #	GRP 1	GRP 2	SS
6150-18	2909	2999	N/A

FEATURES:

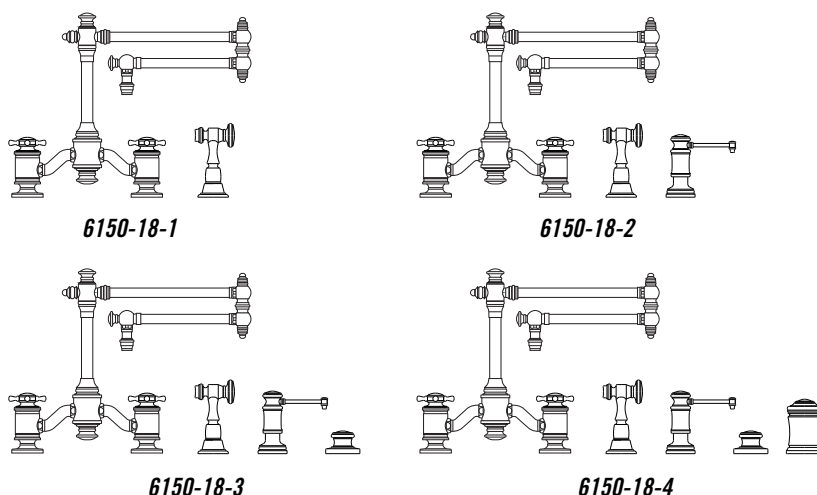
- Part of the traditional Towson Suite.
- Two-holed Bridge Faucet design mounts 8" on center.
- Articulated spout has 18" reach and can swivel 360 degrees.
- Equipped with spray diverter and 1/4" NPT pipe fitting connection for optional side spray.
- Ergonomic double cross handles.
- Hot and cold ceramic disk valve cartridges.
- 1.75 gpm maximum flow rate with aerated tip.
- Resistant to reverse osmosis water.
- Made from eco-friendly solid brass.
- 20" reinforced braided connection hoses with 3/8" compression fitting.
- Includes 2 styles of handle button options.
- Lifetime functional warranty.
- Made in the USA.



6150-18 MINI-SUITES

SUITE LIST PRICES:

MODEL #	GRP 1	GRP 2	SS
6150-18-1	3512	3634	N/A
6150-18-2	3986	4133	N/A
6150-18-3	4404	4573	N/A
6150-18-4	4669	4852	N/A



1pc. Mini-Suite includes Side Spray (4025)

2pc. Mini-Suite includes Side Spray (4025) and Soap/Lotion Dispenser (4055)

3pc. Mini-Suite includes Side Spray (4025), Soap/Lotion Dispenser (4055) and Air Switch (4010)

4pc. Mini-Suite includes Side Spray (4025), Soap/Lotion Dispenser (4055), Air Switch (4010) and Single Port Air Gap (4020)

FINISH GROUPINGS

GROUP 1: AB, ABZ, CH, ORB, SC, TB, WB

GROUP 2: AC, AMB, AP, BLN, CB, CHB, CLZ, DAB, DAC, DAMB, DAP, GB, GR, MB, PB, PC, PN, RS, SB, SN, UPB, VB, WC

PRECIOUS METALS: PG, SG (EMAIL FOR PRICING: wscustomerpo@waterstoneco.com)

STAINLESS STEEL: SS (CONTEMPORARY ONLY)

STANDARD SPLIT FINISH: +10% OF HIGHER GROUP PRICE

WSRPL-090119

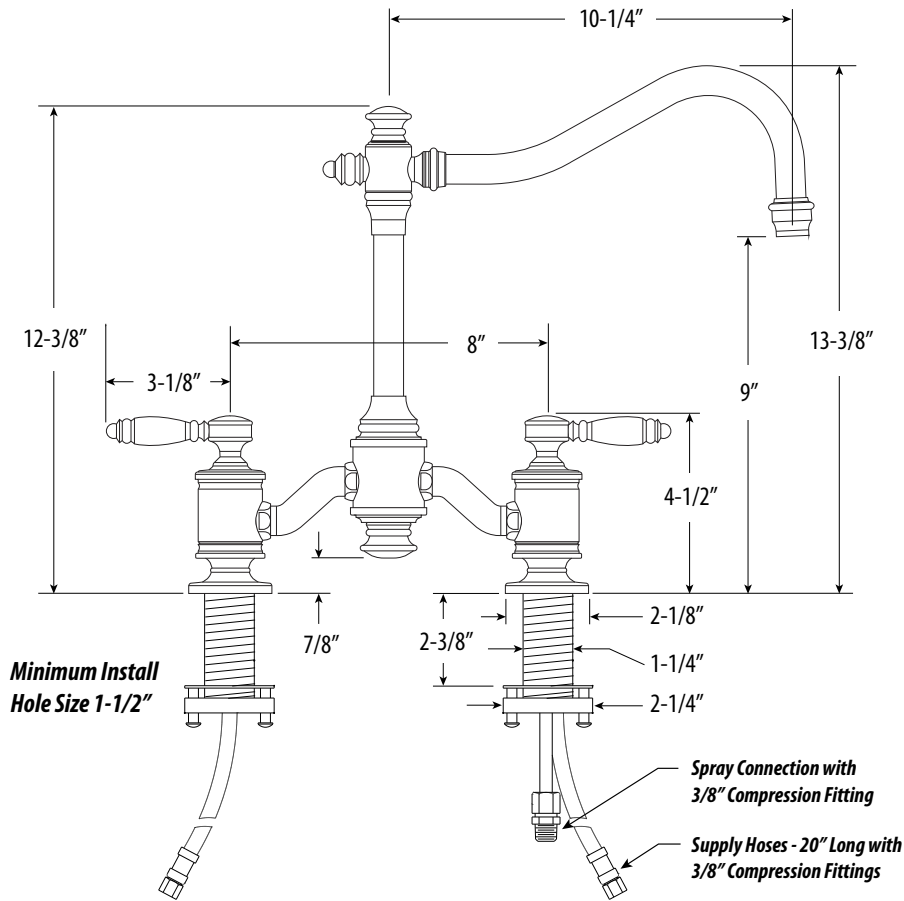
ANNAPOLIS BRIDGE FAUCET / HOOK SPOUT / LEVER HANDLES

LIST PRICES:

MODEL #	GRP 1	GRP 2	SS
6200	2510	2588	N/A

FEATURES:

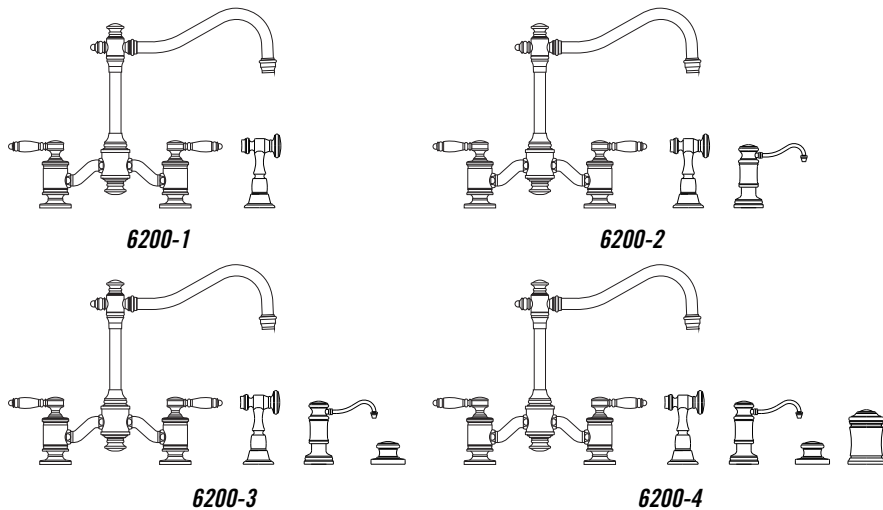
- Part of the traditional Annapolis Suite.
- Two-holed Bridge Faucet design mounts 8" on center.
- Hook spout has 10-1/4" reach and can swivel 360 degrees.
- Equipped with spray diverter and 1/4" NPT pipe fitting connection for optional side spray.
- Ergonomic double lever handles.
- ADA compliant.
- Hot and cold ceramic disk valve cartridges.
- 1.75 gpm maximum flow rate with aerated tip.
- Resistant to reverse osmosis water.
- Made from eco-friendly solid brass.
- 20" reinforced braided connection hoses with 3/8" compression fitting.
- Includes 2 styles of handle button options.
- Lifetime functional warranty.
- Made in the USA.



6200 MINI-SUITES

SUITE LIST PRICES:

MODEL #	GRP 1	GRP 2	SS
6200-1	3113	3223	N/A
6200-2	3587	3722	N/A
6200-3	4005	4162	N/A
6200-4	4270	4441	N/A



- 1pc. Mini-Suite includes Side Spray (4025)
- 2pc. Mini-Suite includes Side Spray (4025) and Soap/Lotion Dispenser (4060)
- 3pc. Mini-Suite includes Side Spray (4025), Soap/Lotion Dispenser (4060) and Air Switch (4010)
- 4pc. Mini-Suite includes Side Spray (4025), Soap/Lotion Dispenser (4060), Air Switch (4010) and Single Port Air Gap (4020)

FINISH GROUPINGS

- GROUP 1: AB, ABZ, CH, ORB, SC, TB, WB
- GROUP 2: AC, AMB, AP, BLN, CB, CHB, CLZ, DAB, DAC, DAMB, DAP, GB, GR, MB, PB, PC, PN, RS, SB, SN, UPB, VB, WC

- PRECIOUS METALS: PG, SG (EMAIL FOR PRICING: wscustomerpo@waterstoneco.com)
- STAINLESS STEEL: SS (CONTEMPORARY ONLY)
- STANDARD SPLIT FINISH: +10% OF HIGHER GROUP PRICE

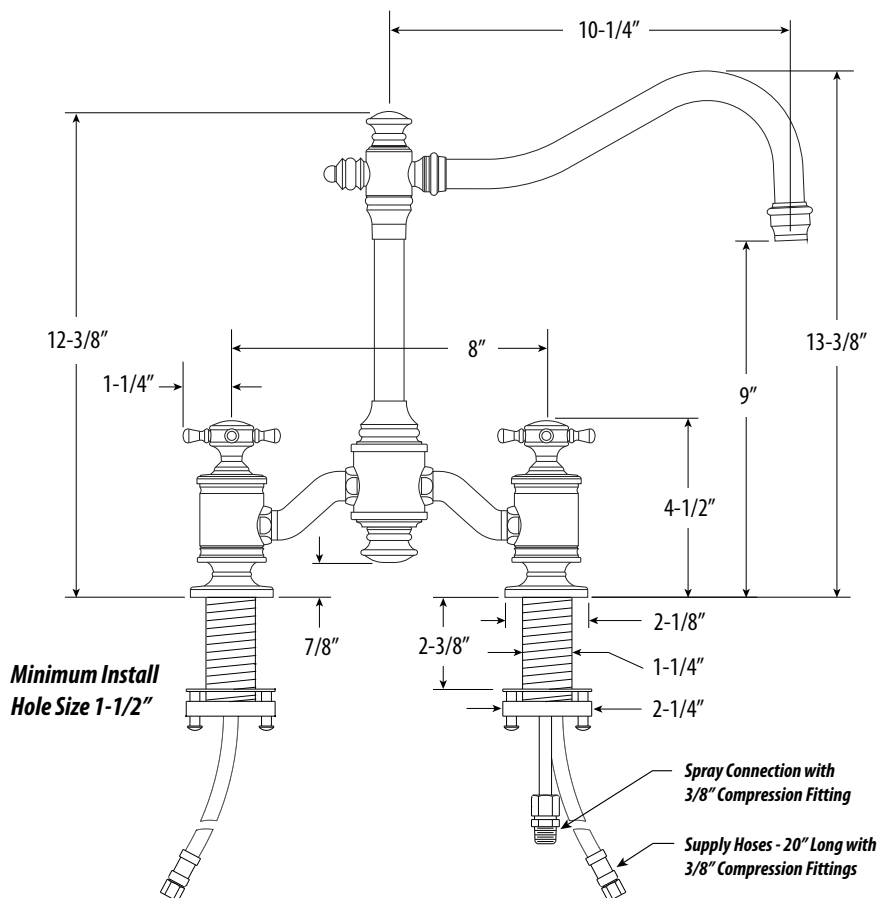
ANNAPOLIS BRIDGE FAUCET / HOOK SPOUT / CROSS HANDLES

LIST PRICES:

MODEL #	GRP 1	GRP 2	SS
6250	2541	2620	N/A

FEATURES:

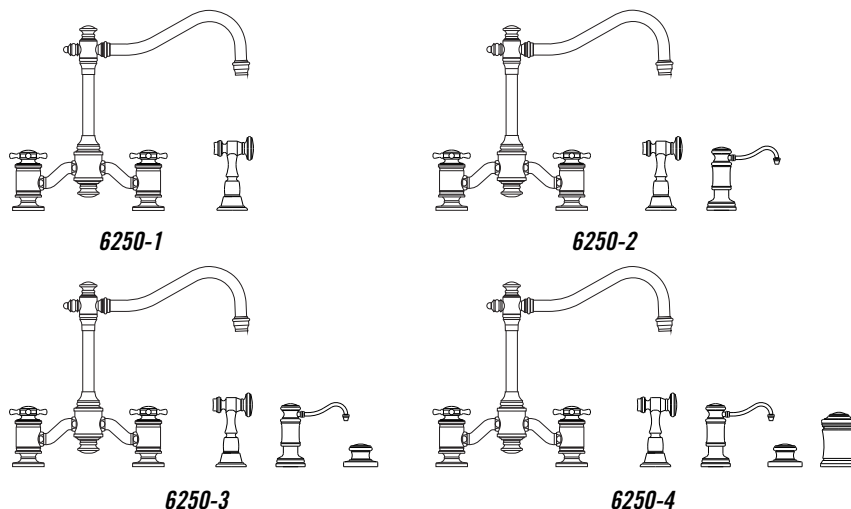
- Part of the traditional Annapolis Suite.
- Two-holed Bridge Faucet design mounts 8" on center.
- Hook spout has 10-1/4" reach and can swivel 360 degrees.
- Equipped with spray diverter and 1/4" NPT pipe fitting connection for optional side spray.
- Ergonomic double cross handles.
- Hot and cold ceramic disk valve cartridges.
- 1.75 gpm maximum flow rate with aerated tip.
- Resistant to reverse osmosis water.
- Made from eco-friendly solid brass.
- 20" reinforced braided connection hoses with 3/8" compression fitting.
- Includes 2 styles of handle button options.
- Lifetime functional warranty.
- Made in the USA.



6250 MINI-SUITES

SUITE LIST PRICES:

MODEL #	GRP 1	GRP 2	SS
6250-1	3144	3255	N/A
6250-2	3618	3754	N/A
6250-3	4036	4194	N/A
6250-4	4301	4473	N/A



1pc. Mini-Suite includes Side Spray (4025)

2pc. Mini-Suite includes Side Spray (4025) and Soap/Lotion Dispenser (4060)

3pc. Mini-Suite includes Side Spray (4025), Soap/Lotion Dispenser (4060) and Air Switch (4010)

4pc. Mini-Suite includes Side Spray (4025), Soap/Lotion Dispenser (4060), Air Switch (4010) and Single Port Air Gap (4020)

FINISH GROUPINGS

GROUP 1: AB, ABZ, CH, ORB, SC, TB, WB

GROUP 2: AC, AMB, AP, BLN, CB, CHB, CLZ, DAB, DAC, DAMB, DAP, GB, GR, MB, PB, PC, PN, RS, SB, SN, UPB, VB, WC

PRECIOUS METALS: PG, SG (EMAIL FOR PRICING: wscustomerpo@waterstoneco.com)

STAINLESS STEEL: SS (CONTEMPORARY ONLY)

STANDARD SPLIT FINISH: +10% OF HIGHER GROUP PRICE

WSRPL-090119

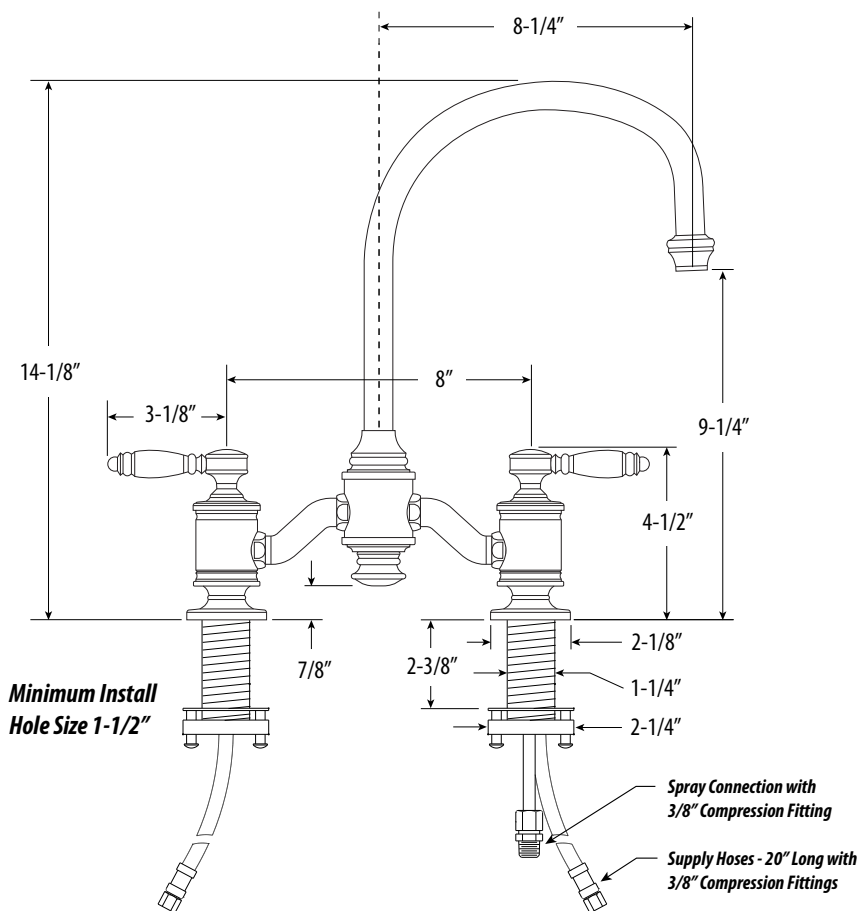
HAMPTON BRIDGE FAUCET / C-SPOUT / LEVER HANDLES

LIST PRICES:

MODEL #	GRP 1	GRP 2	SS
6300	2196	2264	N/A

FEATURES:

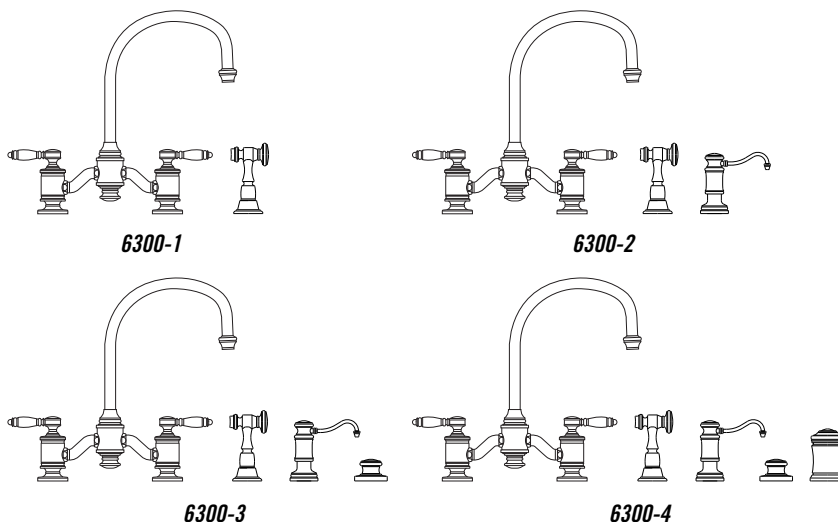
- Part of the traditional Hampton Suite.
- Two-holed Bridge Faucet design mounts 8" on center.
- C-spout has 8-1/4" reach and can swivel 360 degrees.
- Equipped with spray diverter and 1/4" NPT pipe fitting connection for optional side spray.
- Ergonomic double lever handles.
- ADA compliant.
- Hot and cold ceramic disk valve cartridges.
- 1.75 gpm maximum flow rate with aerated tip.
- Resistant to reverse osmosis water.
- Made from eco-friendly solid brass.
- 20" reinforced braided connection hoses with 3/8" compression fitting.
- Includes 2 styles of handle button options.
- Lifetime functional warranty.
- Made in the USA.



6300 MINI-SUITES

SUITE LIST PRICES:

MODEL #	GRP 1	GRP 2	SS
6300-1	2799	2899	N/A
6300-2	3273	3398	N/A
6300-3	3691	3838	N/A
6300-4	3956	4117	N/A



1pc. Mini-Suite includes Side Spray (4025)

2pc. Mini-Suite includes Side Spray (4025) and Soap/Lotion Dispenser (4060)

3pc. Mini-Suite includes Side Spray (4025), Soap/Lotion Dispenser (4060) and Air Switch (4010)

4pc. Mini-Suite includes Side Spray (4025), Soap/Lotion Dispenser (4060), Air Switch (4010) and Single Port Air Gap (4020)

FINISH GROUPINGS

GROUP 1: AB, ABZ, CH, ORB, SC, TB, WB

GROUP 2: AC, AMB, AP, BLN, CB, CHB, CLZ, DAB, DAC, DAMB, DAP, GB, GR, MB, PB, PC, PN, RS, SB, SN, UPB, VB, WC

PRECIOUS METALS: PG, SG (EMAIL FOR PRICING: wscustomerpo@waterstoneco.com)

STAINLESS STEEL: SS (CONTEMPORARY ONLY)

STANDARD SPLIT FINISH: +10% OF HIGHER GROUP PRICE

WSRPL-090119

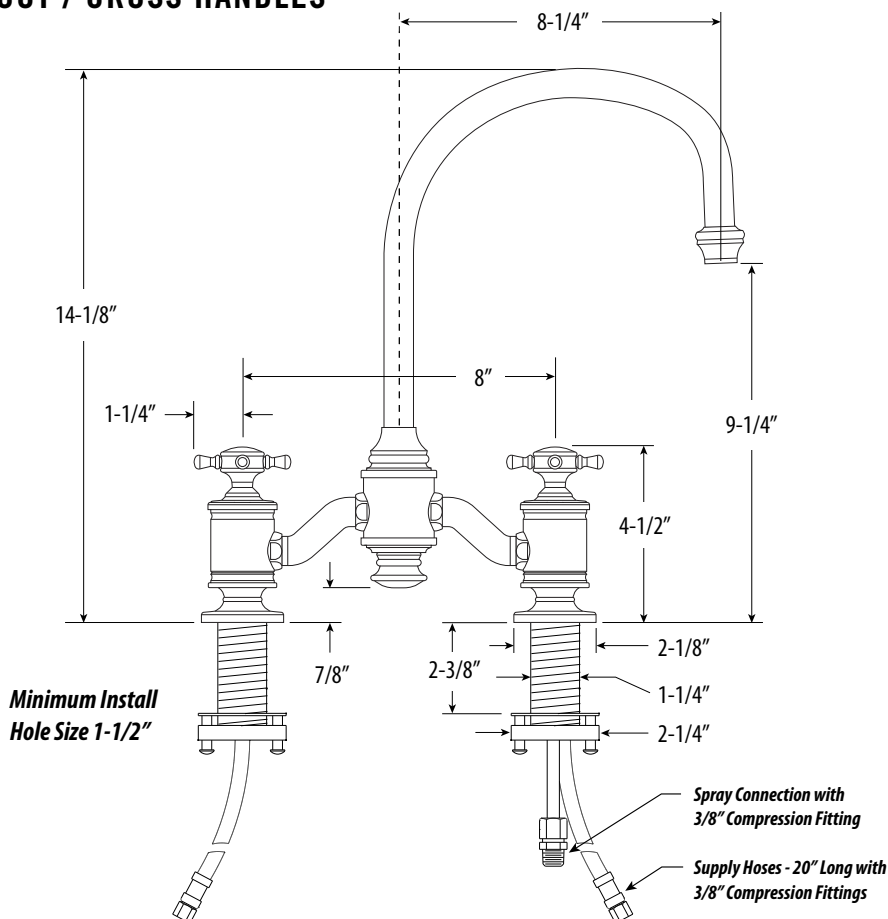
HAMPTON BRIDGE FAUCET / C-SPOUT / CROSS HANDLES

LIST PRICES:

MODEL #	GRP 1	GRP 2	SS
6350	2301	2372	N/A

FEATURES:

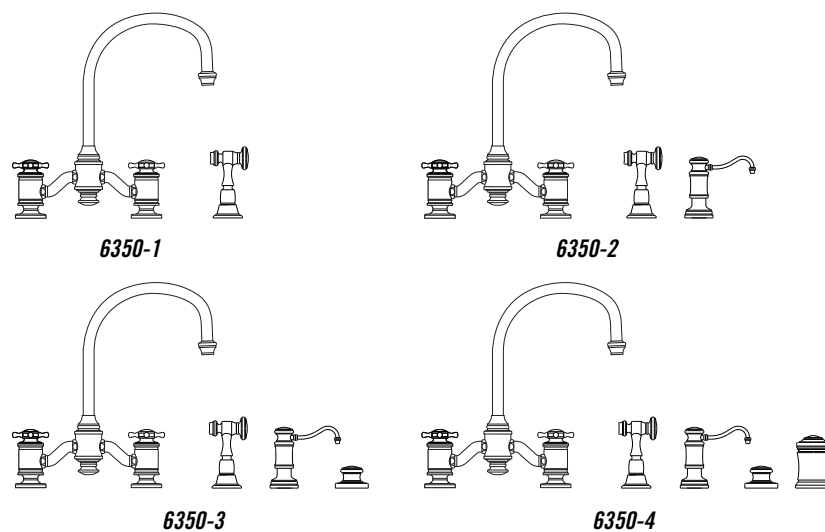
- Part of the traditional Hampton Suite.
- Two-holed Bridge Faucet design mounts 8" on center.
- C-spout has 8-1/4" reach and can swivel 360 degrees.
- Equipped with spray diverter and 1/4" NPT pipe fitting connection for optional side spray.
- Ergonomic double cross handles.
- Hot and cold ceramic disk valve cartridges.
- 1.75 gpm maximum flow rate with aerated tip.
- Resistant to reverse osmosis water.
- Made from eco-friendly solid brass.
- 20" reinforced braided connection hoses with 3/8" compression fitting.
- Includes 2 styles of handle button options.
- Lifetime functional warranty.
- Made in the USA.



6350 MINI-SUITES

SUITE LIST PRICES:

MODEL #	GRP 1	GRP 2	SS
6350-1	2904	3007	N/A
6350-2	3378	3506	N/A
6350-3	3796	3946	N/A
6350-4	4061	4225	N/A



1pc. Mini-Suite includes Side Spray (4025)

2pc. Mini-Suite includes Side Spray (4025) and Soap/Lotion Dispenser (4060)

3pc. Mini-Suite includes Side Spray (4025), Soap/Lotion Dispenser (4060) and Air Switch (4010)

4pc. Mini-Suite includes Side Spray (4025), Soap/Lotion Dispenser (4060), Air Switch (4010) and Single Port Air Gap (4020)

FINISH GROUPINGS

GROUP 1: AB, ABZ, CH, ORB, SC, TB, WB

GROUP 2: AC, AMB, AP, BLN, CB, CHB, CLZ, DAB, DAC, DAMB, DAP, GB, GR, MB, PB, PC, PN, RS, SB, SN, UPB, VB, WC

PRECIOUS METALS: PG, SG (EMAIL FOR PRICING: wscustomerpo@waterstoneco.com)

STAINLESS STEEL: SS (CONTEMPORARY ONLY)

STANDARD SPLIT FINISH: +10% OF HIGHER GROUP PRICE

WSRPL-090119

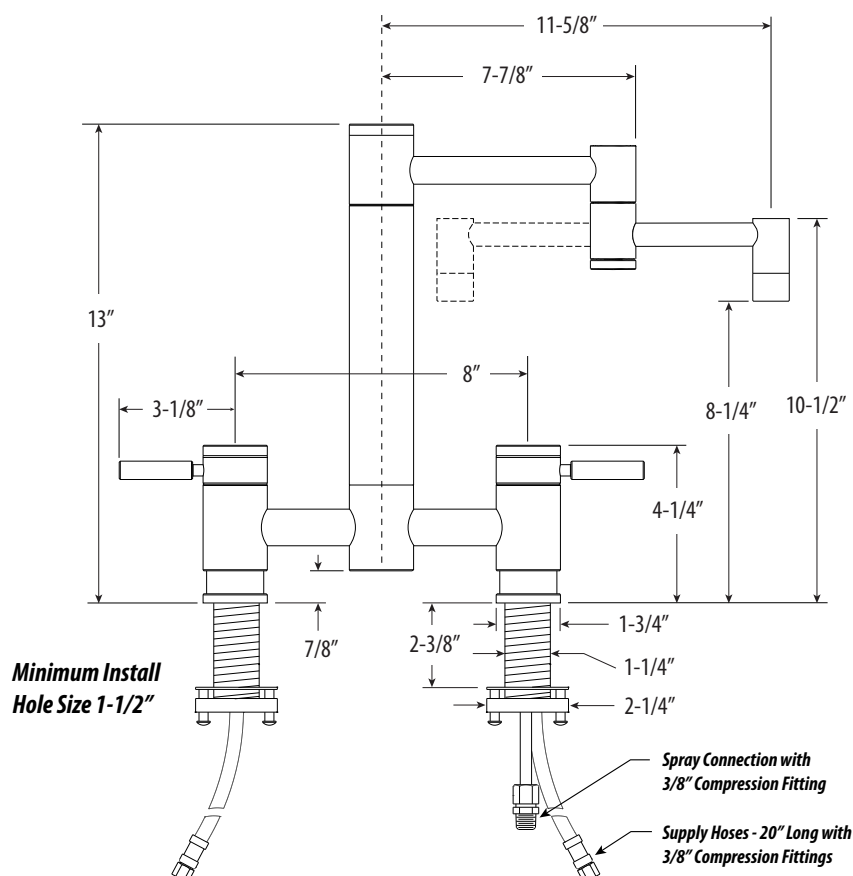
HUNLEY BRIDGE FAUCET / 12" ARTICULATED SPOUT

LIST PRICES:

<i>MODEL #</i>	<i>GRP 1</i>	<i>GRP 2</i>	<i>SS</i>
7600-12	2406	2480	3154

FEATURES:

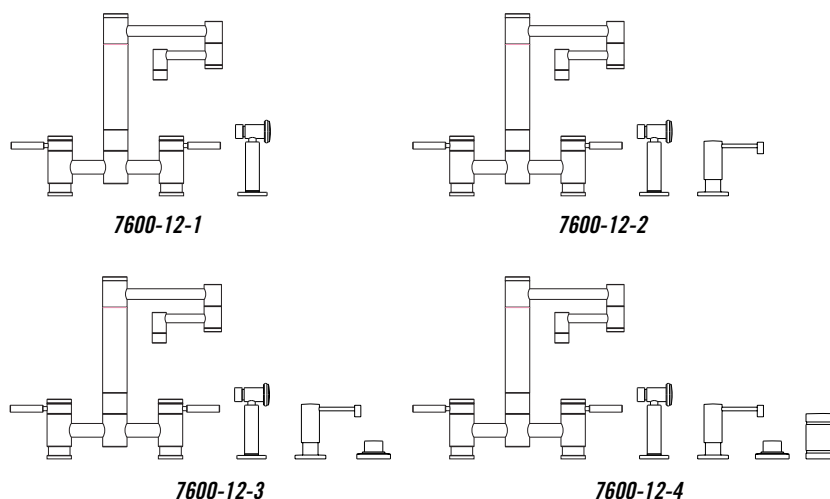
- Part of the contemporary Hunley Suite.
- Two-holed Bridge Faucet design mounts 8" on center.
- Articulated spout has 12" reach and can swivel 360 degrees.
- Equipped with spray diverter and 1/4" NPT pipe fitting connection for optional side spray.
- Ergonomic double lever handles.
- ADA compliant.
- Hot and cold ceramic disk valve cartridges.
- 1.75 gpm maximum flow rate with aerated tip.
- Resistant to reverse osmosis water.
- Made from eco-friendly solid brass or 316 stainless steel.
- 20" reinforced braided connection hoses with 3/8" compression fitting.
- Reversible or removable hot/cold indicator rings.
- Lifetime functional warranty.
- Made in the USA.



7600-12 MINI-SUITES

SUITE LIST PRICES:

<i>MODEL #</i>	<i>GRP 1</i>	<i>GRP 2</i>	<i>SS</i>
7600-12-1	3009	3115	4152
7600-12-2	3410	3537	4677
7600-12-3	3788	3935	5202
7600-12-4	4027	4184	5476



1pc. Mini-Suite includes Side Spray (3025)

2pc. Mini-Suite includes Side Spray (3025) and Soap/Lotion Dispenser (4065)

3pc. Mini-Suite includes Side Spray (3025), Soap/Lotion Dispenser (4065) and Air Switch (3010)

4pc. Mini-Suite includes Side Spray (3025), Soap/Lotion Dispenser (4065), Air Switch (3010) and Single Port Air Gap (3020)

FINISH GROUPINGS

GROUP 1: AB, ABZ, CH, ORB, SC, TB, WB

GROUP 2: AC, AMB, AP, BLN, CB, CHB, CLZ, DAB, DAC, DAMB, DAP, GB, GR, MB, PB, PC, PN, RS, SB, SN, UPB, VB, WC

PRECIOUS METALS: PG, SG (EMAIL FOR PRICING: wscustomerpo@waterstoneco.com)

STAINLESS STEEL: SS (CONTEMPORARY ONLY)

STANDARD SPLIT FINISH: +10% OF HIGHER GROUP PRICE

WSRPL-090119

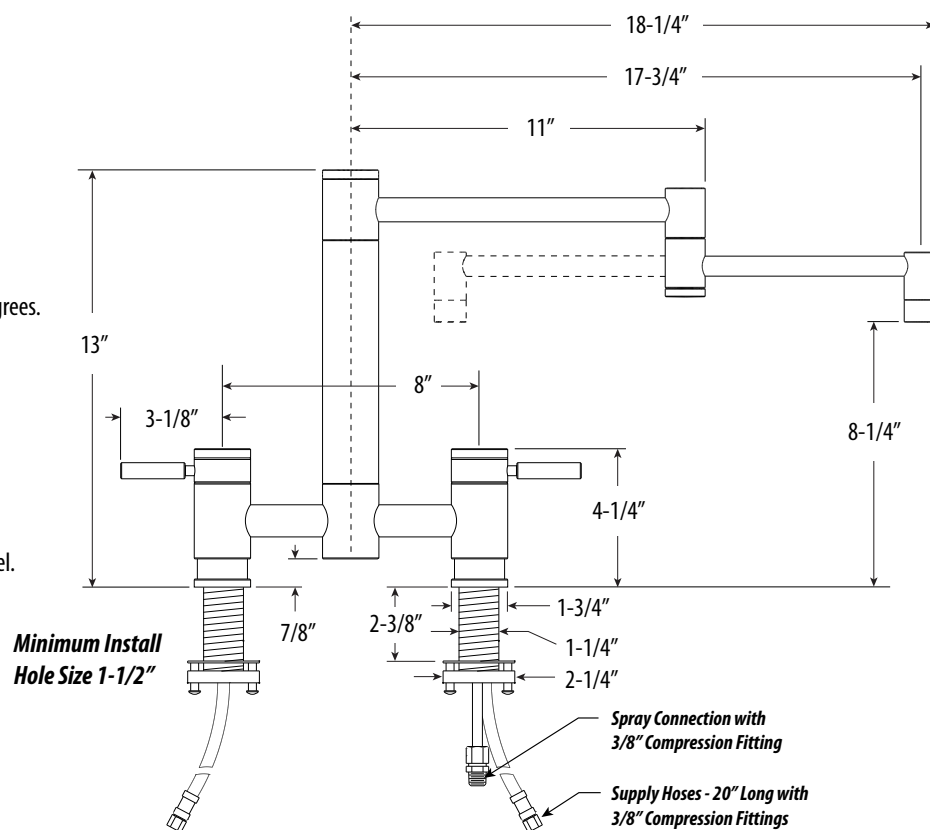
HUNLEY BRIDGE FAUCET / 18" ARTICULATED SPOUT

LIST PRICES:

MODEL #	GRP 1	GRP 2	SS
7600-18	2615	2696	3297

FEATURES:

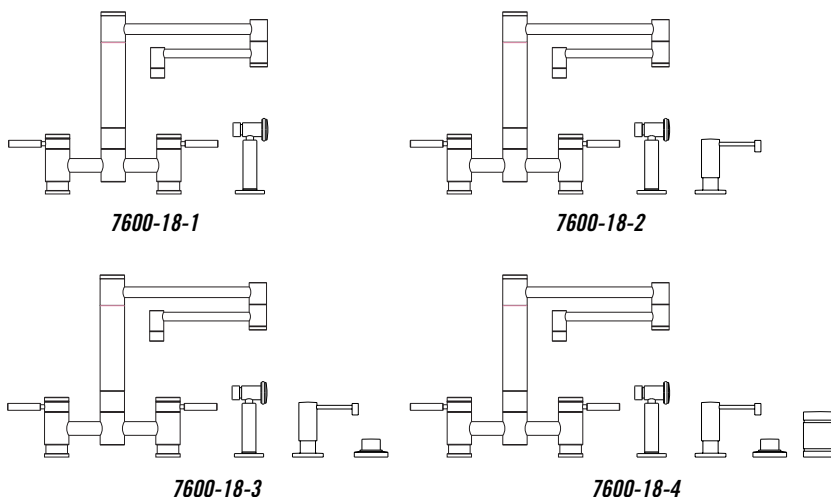
- Part of the contemporary Hunley Suite.
- Two-holed Bridge Faucet design mounts 8" on center.
- Articulated spout has 18" reach and can swivel 360 degrees.
- Equipped with spray diverter and 1/4" NPT pipe fitting connection for optional side spray.
- Ergonomic double lever handles.
- ADA compliant.
- Hot and cold ceramic disk valve cartridges.
- 1.75 gpm maximum flow rate with aerated tip.
- Resistant to reverse osmosis water.
- Made from eco-friendly solid brass or 316 stainless steel.
- 20" reinforced braided connection hoses with 3/8" compression fitting.
- Reversible or removable hot/cold indicator rings.
- Lifetime functional warranty.
- Made in the USA.



7600-18 MINI-SUITES

SUITE LIST PRICES:

MODEL #	GRP 1	GRP 2	SS
7600-18-1	3218	3331	4295
7600-18-2	3619	3753	4820
7600-18-3	3997	4151	5345
7600-18-4	4236	4400	5619



1pc. Mini-Suite includes Side Spray (3025)

2pc. Mini-Suite includes Side Spray (3025) and Soap/Lotion Dispenser (4065)

3pc. Mini-Suite includes Side Spray (3025), Soap/Lotion Dispenser (4065) and Air Switch (3010)

4pc. Mini-Suite includes Side Spray (3025), Soap/Lotion Dispenser (4065), Air Switch (3010) and Single Port Air Gap (3020)

FINISH GROUPINGS

GROUP 1: AB, ABZ, CH, ORB, SC, TB, WB

GROUP 2: AC, AMB, AP, BLN, CB, CHB, CLZ, DAB, DAC, DAMB, DAP, GB, GR, MB, PB, PC, PN, RS, SB, SN, UPB, VB, WC

PRECIOUS METALS: PG, SG (EMAIL FOR PRICING: wscustomerpo@waterstoneco.com)

STAINLESS STEEL: SS (CONTEMPORARY ONLY)

STANDARD SPLIT FINISH: +10% OF HIGHER GROUP PRICE

WSRPL-090119

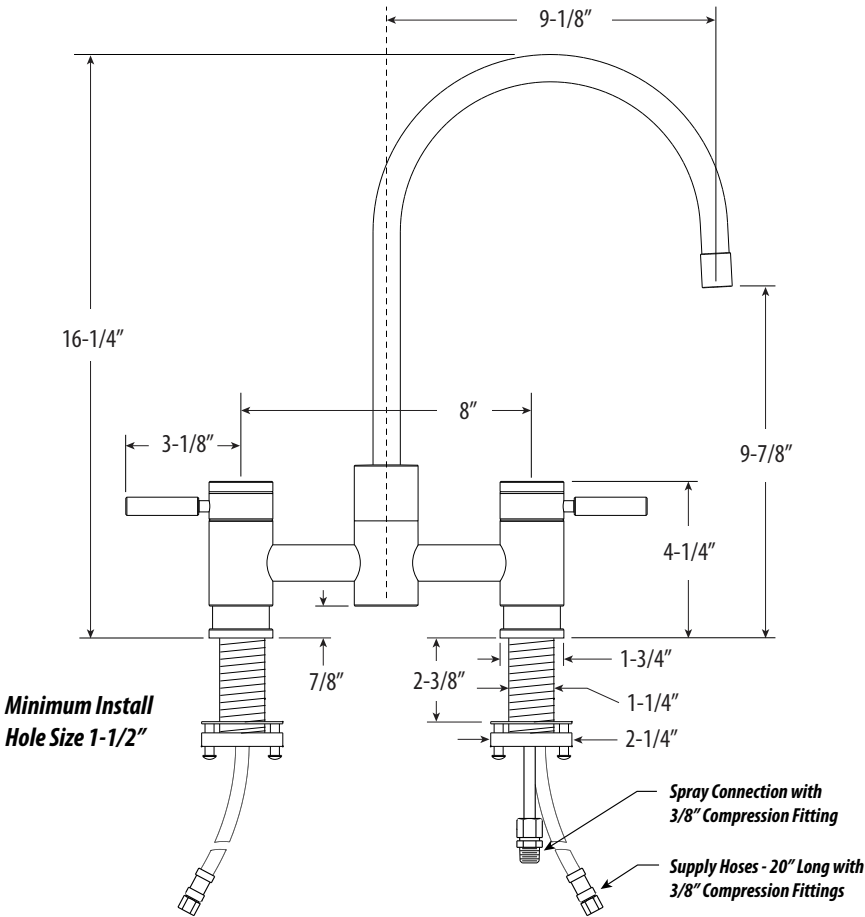
PARCHE BRIDGE FAUCET / C-SPOUT

LIST PRICES:

MODEL #	GRP 1	GRP 2	SS
7800	1987	2048	2408

FEATURES:

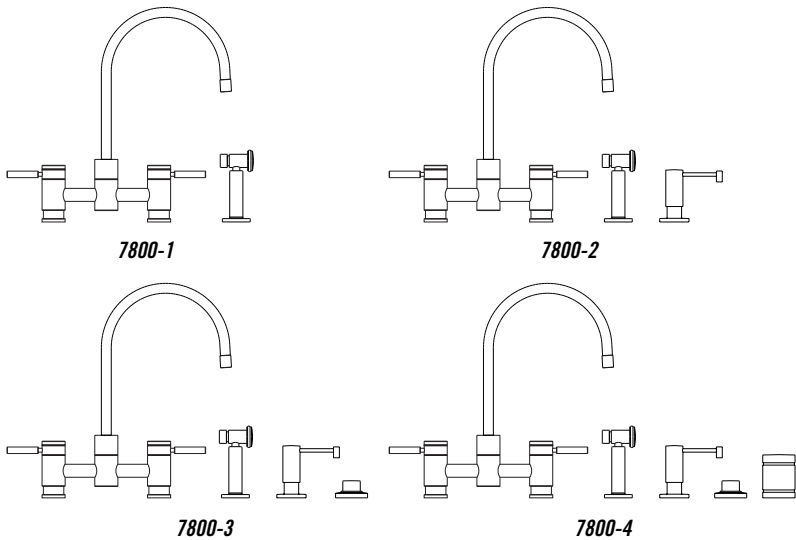
- Part of the contemporary Parche Suite.
- Two-holed Bridge Faucet design mounts 8" on center.
- C-spout has 9-1/8" reach and can swivel 360 degrees.
- Equipped with spray diverter and 1/4" NPT pipe fitting connection for optional side spray.
- Ergonomic double lever handles.
- ADA compliant.
- Hot and cold ceramic disk valve cartridges.
- 1.75 gpm maximum flow rate with aerated tip.
- Resistant to reverse osmosis water.
- Made from eco-friendly solid brass or 316 stainless steel.
- 20" reinforced braided connection hoses with 3/8" compression fitting.
- Reversible or removable hot/cold indicator rings.
- Lifetime functional warranty.
- Made in the USA.



7800 MINI-SUITES

SUITE LIST PRICES:

MODEL #	GRP 1	GRP 2	SS
7800-1	2590	2683	3406
7800-2	2991	3105	3931
7800-3	3369	3503	4456
7800-4	3608	3752	4730



- 1pc. Mini-Suite includes Side Spray (3025)
- 2pc. Mini-Suite includes Side Spray (3025) and Soap/Lotion Dispenser (4065)
- 3pc. Mini-Suite includes Side Spray (3025), Soap/Lotion Dispenser (4065) and Air Switch (3010)
- 4pc. Mini-Suite includes Side Spray (3025), Soap/Lotion Dispenser (4065), Air Switch (3010) and Single Port Air Gap (3020)

FINISH GROUPINGS

- GROUP 1: AB, ABZ, CH, ORB, SC, TB, WB
- GROUP 2: AC, AMB, AP, BLN, CB, CHB, CLZ, DAB, DAC, DAMB, DAP, GB, GR, MB, PB, PC, PN, RS, SB, SN, UPB, VB, WC

- PRECIOUS METALS: PG, SG (EMAIL FOR PRICING: wscustomerpo@waterstoneco.com)
- STAINLESS STEEL: SS (CONTEMPORARY ONLY)
- STANDARD SPLIT FINISH: +10% OF HIGHER GROUP PRICE

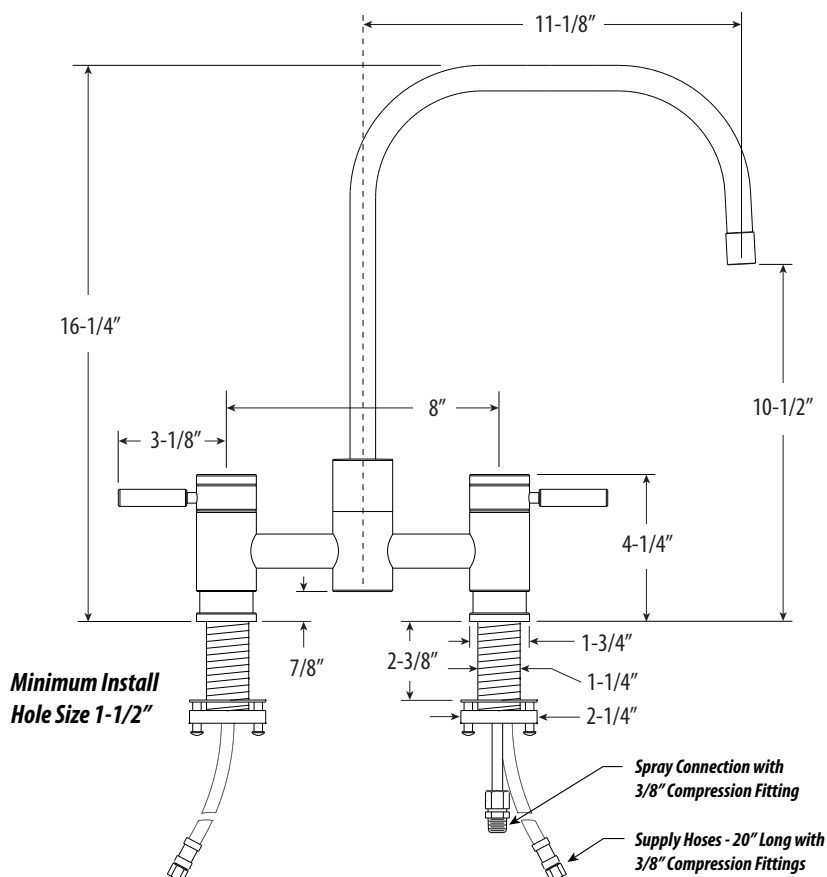
FULTON BRIDGE FAUCET / 2 BEND U-SPOUT

LIST PRICES:

MODEL #	GRP 1	GRP 2	SS
7825	2039	2102	2465

FEATURES:

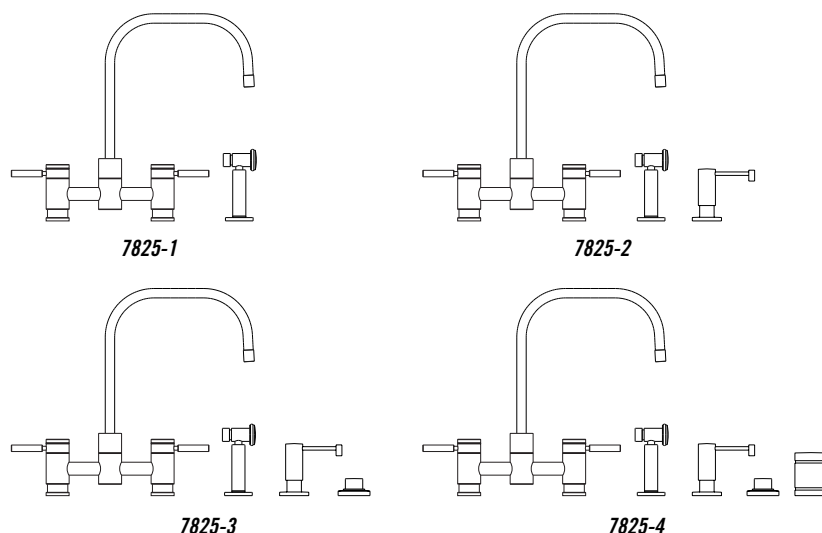
- Part of the contemporary Fulton Suite.
- Two-holed Bridge Faucet design mounts 8" on center.
- 2 bend U-spout has 11-1/8" reach and can swivel 360 degrees.
- Equipped with spray diverter and 1/4" NPT pipe fitting connection for optional side spray.
- Ergonomic double lever handles.
- ADA compliant.
- Hot and cold ceramic disk valve cartridges.
- 1.75 gpm maximum flow rate with aerated tip.
- Resistant to reverse osmosis water.
- Made from eco-friendly solid brass or 316 stainless steel.
- 20" reinforced braided connection hoses with 3/8" compression fitting.
- Reversible or removable hot/cold indicator rings.
- Lifetime functional warranty.
- Made in the USA.



7825 MINI-SUITES

SUITE LIST PRICES:

MODEL #	GRP 1	GRP 2	SS
7825-1	2642	2737	3463
7825-2	3043	3159	3988
7825-3	3421	3557	4513
7825-4	3660	3806	4787



1pc. Mini-Suite includes Side Spray (3025)

2pc. Mini-Suite includes Side Spray (3025) and Soap/Lotion Dispenser (4065)

3pc. Mini-Suite includes Side Spray (3025), Soap/Lotion Dispenser (4065) and Air Switch (3010)

4pc. Mini-Suite includes Side Spray (3025), Soap/Lotion Dispenser (4065), Air Switch (3010) and Single Port Air Gap (3020)

FINISH GROUPINGS

GROUP 1: AB, ABZ, CH, ORB, SC, TB, WB

GROUP 2: AC, AMB, AP, BLN, CB, CHB, CLZ, DAB, DAC, DAMB, DAP, GB, GR, MB, PB, PC, PN, RS, SB, SN, UPB, VB, WC

PRECIOUS METALS: PG, SG (EMAIL FOR PRICING: wscustomerpo@waterstoneco.com)

STAINLESS STEEL: SS (CONTEMPORARY ONLY)

STANDARD SPLIT FINISH: +10% OF HIGHER GROUP PRICE

WSRPL-090119

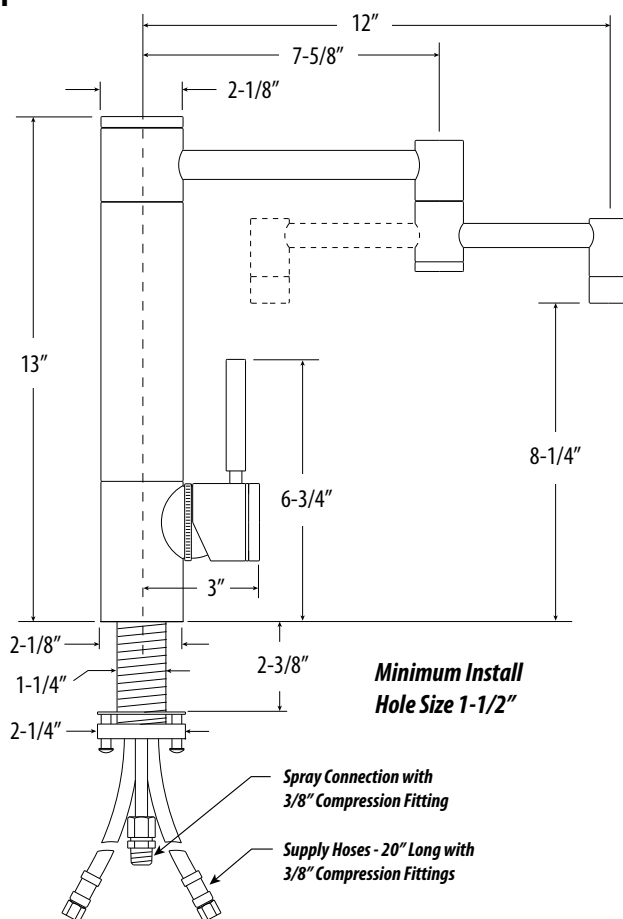
HUNLEY KITCHEN FAUCET / 12" ARTICULATED SPOUT

LIST PRICES:

MODEL #	GRP 1	GRP 2	SS
3600-12	1783	1874	2261

FEATURES:

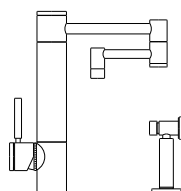
- Part of the contemporary Hunley Suite.
- Articulated spout has 12" reach and can swivel 360 degrees.
- Equipped with spray diverter and 1/4" NPT pipe fitting connection for optional side spray.
- 1.75 gpm maximum flow rate with aerated tip.
- Ergonomic single lever handle.
- Handle ring can be adjusted to preferred push/pull tension and prevents sag.
- Single handle can mount in front, right or left hand positions.
- When mounted on side, handle can adjust 22.5 degrees for backsplash clearance.
- Hot/cold ceramic disk valve cartridge.
- Made from eco-friendly solid brass or 316 stainless steel.
- Resistant to reverse osmosis water.
- 20" reinforced braided connection hoses with 3/8" compression fitting.
- Reversible or removable hot/cold indicator rings.
- Lifetime functional warranty.
- Made in the USA.



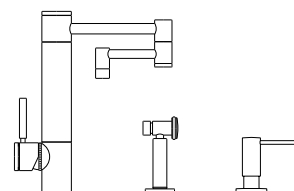
3600-12 MINI-SUITES

SUITE LIST PRICES:

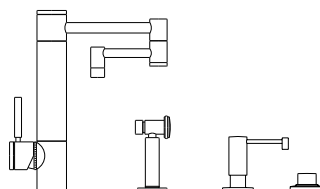
MODEL #	GRP 1	GRP 2	SS
3600-12-1	2386	2509	3259
3600-12-2	2787	2931	3784
3600-12-3	3165	3329	4309
3600-12-4	3404	3578	4583



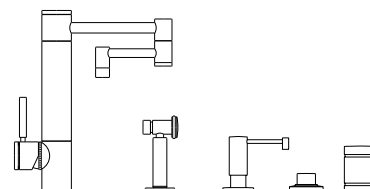
3600-12-1



3600-12-2



3600-12-3



3600-12-4

1pc. Mini-Suite includes Side Spray (3025)

2pc. Mini-Suite includes Side Spray (3025) and Soap/Lotion Dispenser (4065)

3pc. Mini-Suite includes Side Spray (3025), Soap/Lotion Dispenser (4065) and Air Switch (3010)

4pc. Mini-Suite includes Side Spray (3025), Soap/Lotion Dispenser (4065), Air Switch (3010) and Single Port Air Gap (3020)

FINISH GROUPINGS

GROUP 1: AB, ABZ, CH, ORB, SC, TB, WB

GROUP 2: AC, AMB, AP, BLN, CB, CHB, CLZ, DAB, DAC, DAMB, DAP, GB, GR, MB, PB, PC, PN, RS, SB, SN, UPB, VB, WC

PRECIOUS METALS: PG, SG (EMAIL FOR PRICING: wscustomerpo@waterstoneco.com)

STAINLESS STEEL: SS (CONTEMPORARY ONLY)

STANDARD SPLIT FINISH: +10% OF HIGHER GROUP PRICE

WSRPL-090119

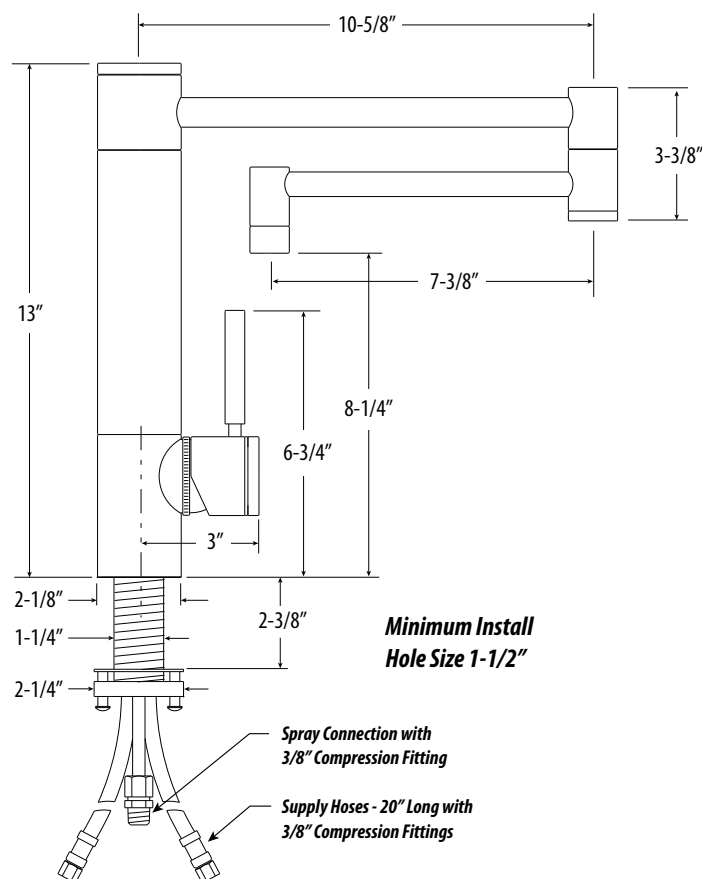
HUNLEY KITCHEN FAUCET / 18" ARTICULATED SPOUT

LIST PRICES:

MODEL #	GRP 1	GRP 2	SS
3600-18	1891	1982	2344

FEATURES:

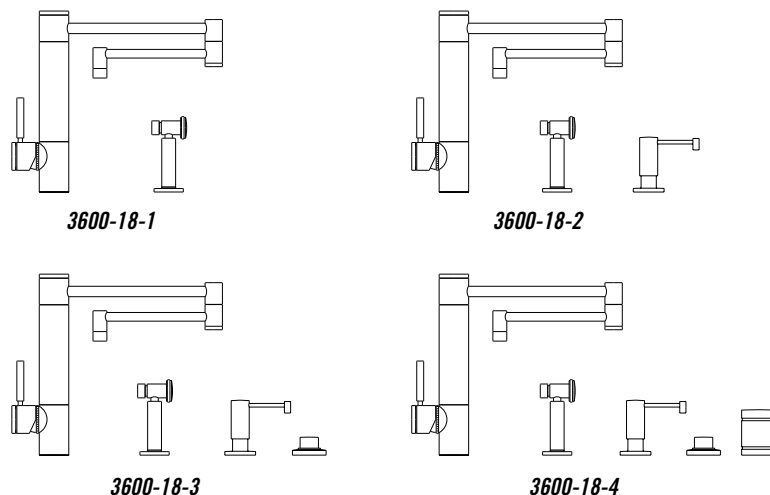
- Part of the contemporary Hunley Suite.
- Articulated spout has 18" reach and can swivel 360 degrees.
- Equipped with spray diverter and 1/4" NPT pipe fitting connection for optional side spray.
- 1.75 gpm maximum flow rate with aerated tip.
- Ergonomic single lever handle.
- Handle ring can be adjusted to preferred push/pull tension and prevents sag.
- Single handle can mount in front, right or left hand positions.
- When mounted on side, handle can adjust 22.5 degrees for backsplash clearance.
- Hot/cold ceramic disk valve cartridge.
- Made from eco-friendly solid brass or 316 stainless steel.
- Resistant to reverse osmosis water.
- 20" reinforced braided connection hoses with 3/8" compression fitting.
- Reversible or removable hot/cold indicator rings.
- Lifetime functional warranty.
- Made in the USA.



3600-18 MINI-SUITES

SUITE LIST PRICES:

MODEL #	GRP 1	GRP 2	SS
3600-18-1	2494	2617	3342
3600-18-2	2895	3039	3867
3600-18-3	3273	3437	4392
3600-18-4	3512	3686	4666



1pc. Mini-Suite includes Side Spray (3025)

2pc. Mini-Suite includes Side Spray (3025) and Soap/Lotion Dispenser (4065)

3pc. Mini-Suite includes Side Spray (3025), Soap/Lotion Dispenser (4065) and Air Switch (3010)

4pc. Mini-Suite includes Side Spray (3025), Soap/Lotion Dispenser (4065), Air Switch (3010) and Single Port Air Gap (3020)

FINISH GROUPINGS

GROUP 1: AB, ABZ, CH, ORB, SC, TB, WB

GROUP 2: AC, AMB, AP, BLN, CB, CHB, CLZ, DAB, DAC, DAMB, DAP, GB, GR, MB, PB, PC, PN, RS, SB, SN, UPB, VB, WC

PRECIOUS METALS: PG, SG (EMAIL FOR PRICING: wscustomerpo@waterstoneco.com)

STAINLESS STEEL: SS (CONTEMPORARY ONLY)

STANDARD SPLIT FINISH: +10% OF HIGHER GROUP PRICE

WSRPL-090119

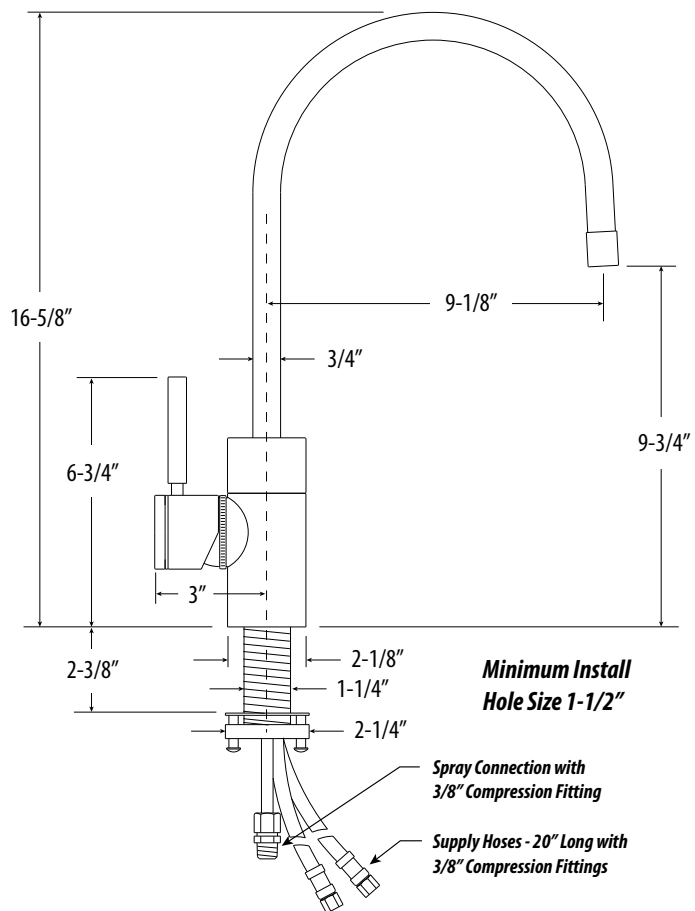
PARCHE KITCHEN FAUCET / C-SPOUT

LIST PRICES:

MODEL #	GRP 1	GRP 2	SS
3800	1508	1562	1718

FEATURES:

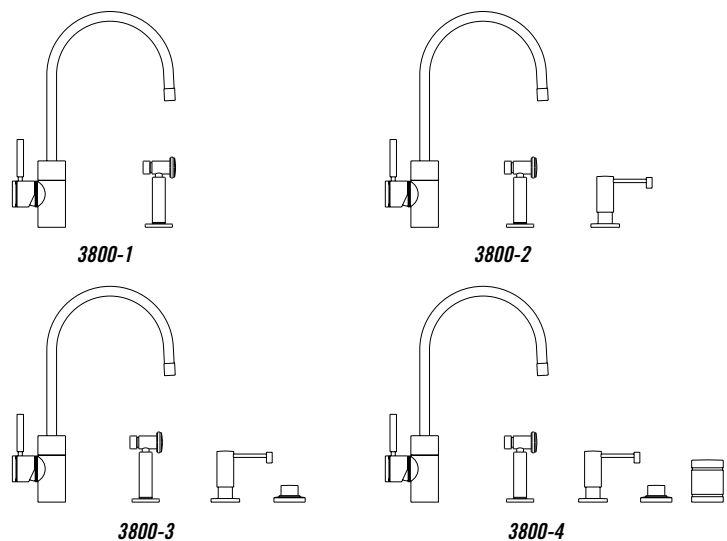
- Part of the contemporary Parche Suite.
- C-spout has 9-1/8" reach and can swivel 360 degrees.
- Equipped with spray diverter and 1/4" NPT pipe fitting connection for optional side spray.
- 1.75 gpm maximum flow rate with aerated tip.
- Ergonomic single lever handle.
- Handle ring can be adjusted to preferred push/pull tension and prevents sag.
- Single handle can mount in front, right or left hand positions.
- When mounted on side, handle can adjust 22.5 degrees for backsplash clearance.
- Hot/cold ceramic disk valve cartridge.
- Made from eco-friendly solid brass or 316 stainless steel.
- Resistant to reverse osmosis water.
- 20" reinforced braided connection hoses with 3/8" compression fitting.
- Reversible or removable hot/cold indicator rings.
- Lifetime functional warranty.
- Made in the USA.



3800 MINI-SUITES

SUITE LIST PRICES:

MODEL #	GRP 1	GRP 2	SS
3800-1	2111	2197	2716
3800-2	2512	2619	3241
3800-3	2890	3017	3766
3800-4	3129	3266	4040



1pc. Mini-Suite includes Side Spray (3025)

2pc. Mini-Suite includes Side Spray (3025) and Soap/Lotion Dispenser (4065)

3pc. Mini-Suite includes Side Spray (3025), Soap/Lotion Dispenser (4065) and Air Switch (3010)

4pc. Mini-Suite includes Side Spray (3025), Soap/Lotion Dispenser (4065), Air Switch (3010) and Single Port Air Gap (3020)

FINISH GROUPINGS

GROUP 1: AB, ABZ, CH, ORB, SC, TB, WB

GROUP 2: AC, AMB, AP, BLN, CB, CHB, CLZ, DAB, DAC, DAMB, DAP, GB, GR, MB, PB, PC, PN, RS, SB, SN, UPB, VB, WC

PRECIOUS METALS: PG, SG (EMAIL FOR PRICING: wscustomerpo@waterstoneco.com)

STAINLESS STEEL: SS (CONTEMPORARY ONLY)

STANDARD SPLIT FINISH: +10% OF HIGHER GROUP PRICE

WSRPL-090119

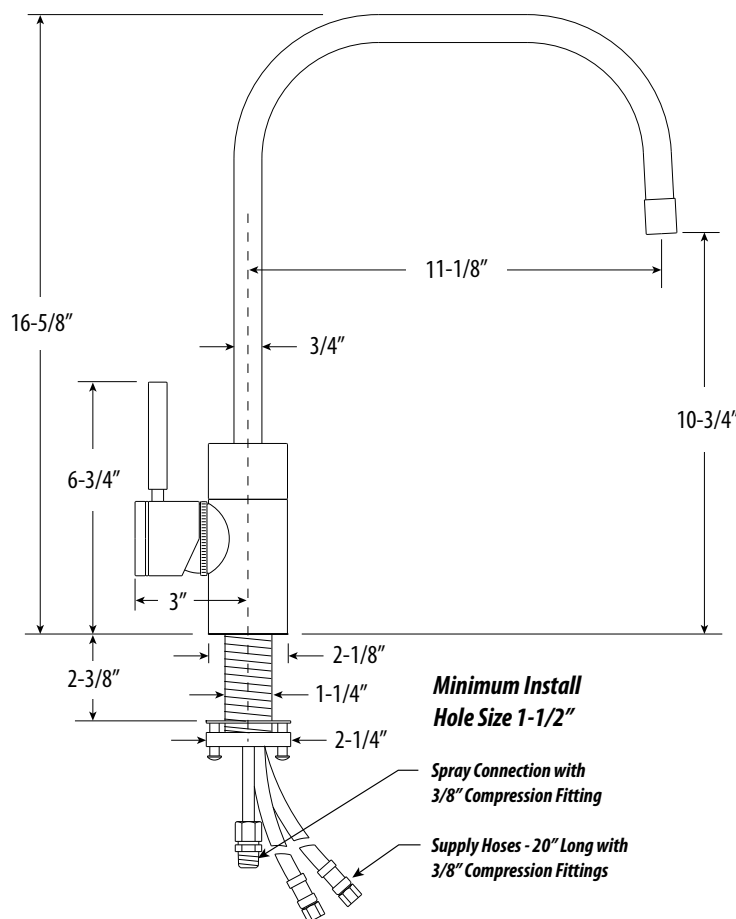
FULTON KITCHEN FAUCET / 2 BEND U-SPOUT

LIST PRICES:

MODEL #	GRP 1	GRP 2	SS
3825	1562	1616	1775

FEATURES:

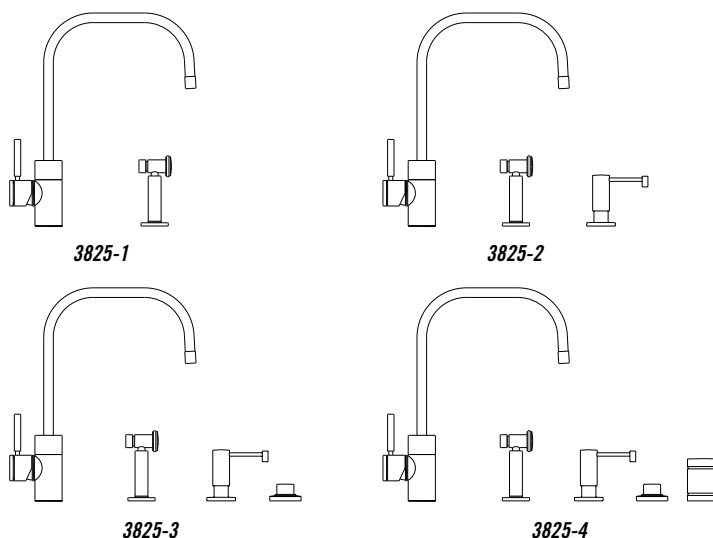
- Part of the contemporary Fulton Suite.
- 2 bend U-spout has 11-1/8" reach and can swivel 360 degrees.
- Equipped with spray diverter and 1/4" NPT pipe fitting connection for optional side spray.
- 1.75 gpm maximum flow rate with aerated tip.
- Ergonomic single lever handle.
- Handle ring can be adjusted to preferred push/pull tension and prevents sag.
- Single handle can mount in front, right or left hand positions.
- When mounted on side, handle can adjust 22.5 degrees for backsplash clearance.
- Hot/cold ceramic disk valve cartridge.
- Made from eco-friendly solid brass or 316 stainless steel.
- Resistant to reverse osmosis water.
- 20" reinforced braided connection hoses with 3/8" compression fitting.
- Reversible or removable hot/cold indicator rings.
- Lifetime functional warranty.
- Made in the USA.



3825 MINI-SUITES

SUITE LIST PRICES:

MODEL #	GRP 1	GRP 2	SS
3825-1	2165	2251	2773
3825-2	2566	2673	3298
3825-3	2944	3071	3823
3825-4	3183	3320	4097



1pc. Mini-Suite includes Side Spray (3025)

2pc. Mini-Suite includes Side Spray (3025) and Soap/Lotion Dispenser (4065)

3pc. Mini-Suite includes Side Spray (3025), Soap/Lotion Dispenser (4065) and Air Switch (3010)

4pc. Mini-Suite includes Side Spray (3025), Soap/Lotion Dispenser (4065), Air Switch (3010) and Single Port Air Gap (3020)

FINISH GROUPINGS

GROUP 1: AB, ABZ, CH, ORB, SC, TB, WB

GROUP 2: AC, AMB, AP, BLN, CB, CHB, CLZ, DAB, DAC, DAMB, DAP, GB, GR, MB, PB, PC, PN, RS, SB, SN, UPB, VB, WC

PRECIOUS METALS: PG, SG (EMAIL FOR PRICING: wscustomerpo@waterstoneco.com)

STAINLESS STEEL: SS (CONTEMPORARY ONLY)

STANDARD SPLIT FINISH: +10% OF HIGHER GROUP PRICE

WSRPL-090119

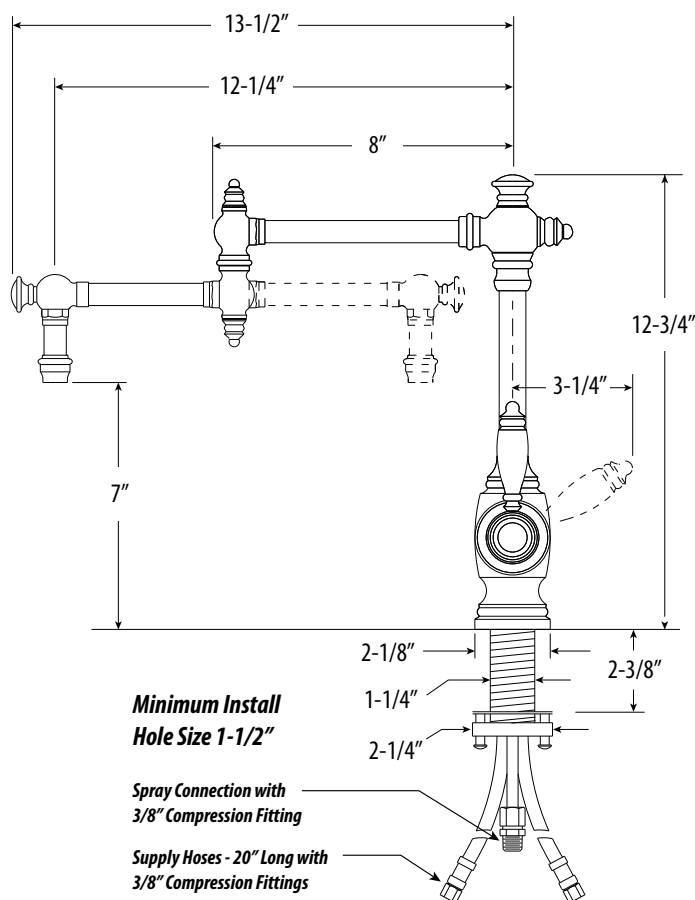
TOWSON KITCHEN FAUCET / 12" ARTICULATED SPOUT

LIST PRICES:

MODEL #	GRP 1	GRP 2	SS
4100-12	1740	1832	N/A

FEATURES:

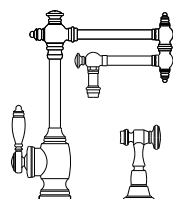
- Part of the traditional Towson Suite.
- Articulated spout has 12" reach and can swivel 360 degrees.
- Equipped with spray diverter and 1/4" NPT pipe fitting connection for optional side spray.
- 1.75 gpm maximum flow rate with aerated tip.
- Ergonomic single lever handle.
- Handle ring can be adjusted to preferred push/pull tension and prevents sag.
- Single handle can mount in front, right or left hand positions.
- When mounted on side, handle can adjust 45 degrees for backsplash clearance.
- Hot/cold ceramic disk valve cartridge.
- Made from eco-friendly solid brass.
- Resistant to reverse osmosis water.
- 20" reinforced braided connection hoses with 3/8" compression fitting.
- Includes 3 handle button options.
- Lifetime functional warranty.
- Made in the USA.



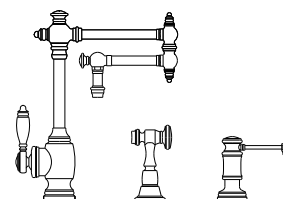
4100-12 MINI-SUITES

SUITE LIST PRICES:

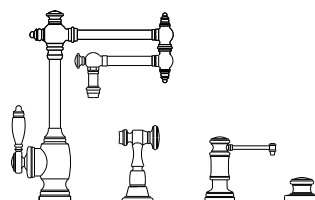
MODEL #	GRP 1	GRP 2	SS
4100-12-1	2343	2467	N/A
4100-12-2	2817	2966	N/A
4100-12-3	3235	3406	N/A
4100-12-4	3500	3685	N/A



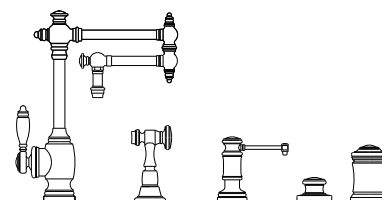
4100-12-1



4100-12-2



4100-12-3



4100-12-4

1pc. Mini-Suite includes Side Spray (4025)

2pc. Mini-Suite includes Side Spray (4025) and Soap/Lotion Dispenser (4055)

3pc. Mini-Suite includes Side Spray (4025), Soap/Lotion Dispenser (4055) and Air Switch (4010)

4pc. Mini-Suite includes Side Spray (4025), Soap/Lotion Dispenser (4055), Air Switch (4010) and Single Port Air Gap (4020)

FINISH GROUPINGS

GROUP 1: AB, ABZ, CH, ORB, SC, TB, WB

GROUP 2: AC, AMB, AP, BLN, CB, CHB, CLZ, DAB, DAC, DAMB, DAP, GB, GR, MB, PB, PC, PN, RS, SB, SN, UPB, VB, WC

PRECIOUS METALS: PG, SG (EMAIL FOR PRICING: wscustomerpo@waterstoneco.com)

STAINLESS STEEL: SS (CONTEMPORARY ONLY)

STANDARD SPLIT FINISH: +10% OF HIGHER GROUP PRICE

WSRPL-090119

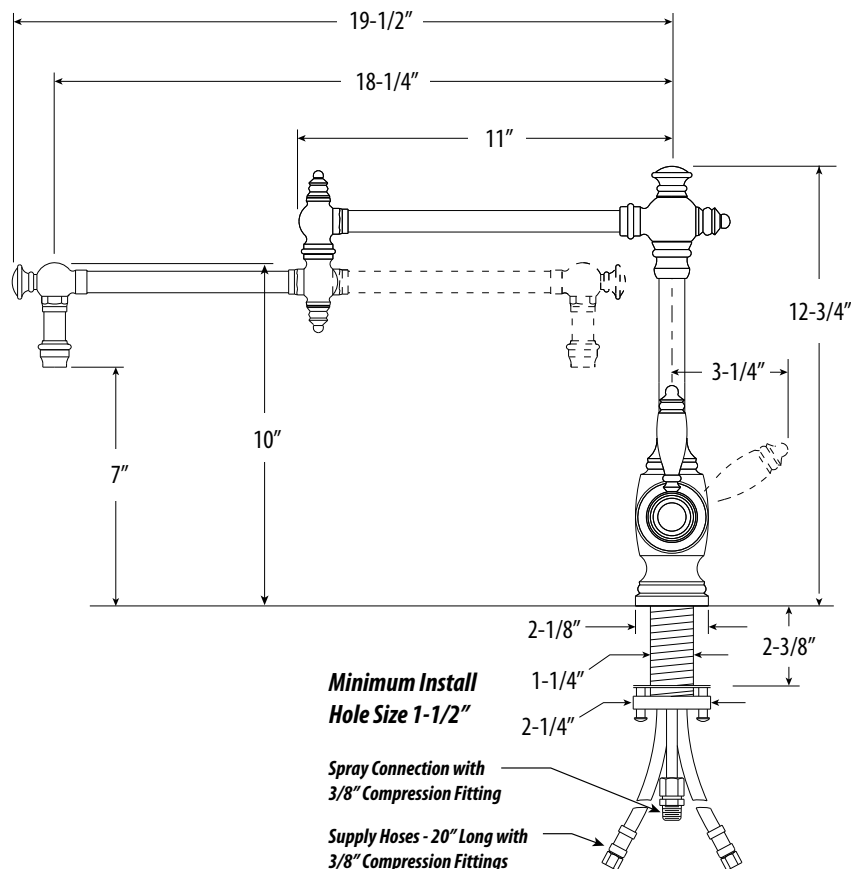
TOWSON KITCHEN FAUCET / 18" ARTICULATED SPOUT

LIST PRICES:

MODEL #	GRP 1	GRP 2	SS
4100-18	1843	1940	N/A

FEATURES:

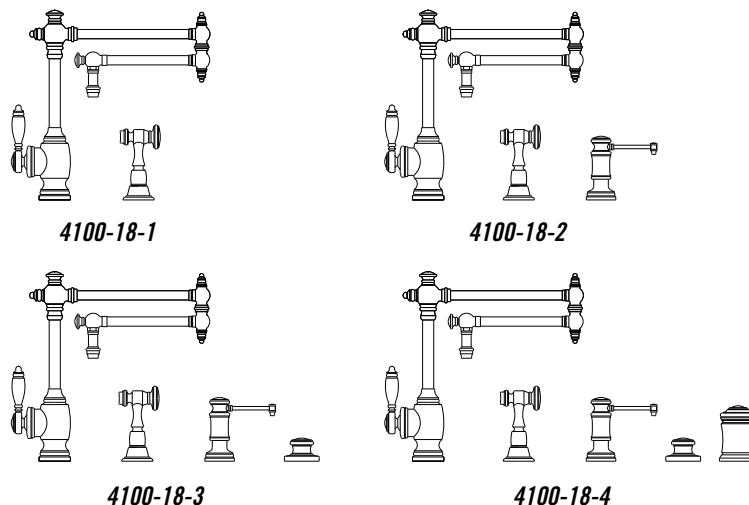
- Part of the traditional Towson Suite.
- Articulated spout has 18" reach and can swivel 360 degrees.
- Equipped with spray diverter and 1/4" NPT pipe fitting connection for optional side spray.
- 1.75 gpm maximum flow rate with aerated tip.
- Ergonomic single lever handle.
- Handle ring can be adjusted to preferred push/pull tension and prevents sag.
- Single handle can mount in front, right or left hand positions.
- When mounted on side, handle can adjust 45 degrees for backsplash clearance.
- Hot/cold ceramic disk valve cartridge.
- Made from eco-friendly solid brass.
- Resistant to reverse osmosis water.
- 20" reinforced braided connection hoses with 3/8" compression fitting.
- Includes 3 handle button options.
- Lifetime functional warranty.
- Made in the USA.



4100-18 MINI-SUITES

SUITE LIST PRICES:

MODEL #	GRP 1	GRP 2	SS
4100-18-1	2446	2575	N/A
4100-18-2	2920	3074	N/A
4100-18-3	3338	3514	N/A
4100-18-4	3603	3793	N/A



1pc. Mini-Suite includes Side Spray (4025)

2pc. Mini-Suite includes Side Spray (4025) and Soap/Lotion Dispenser (4055)

3pc. Mini-Suite includes Side Spray (4025), Soap/Lotion Dispenser (4055) and Air Switch (4010)

4pc. Mini-Suite includes Side Spray (4025), Soap/Lotion Dispenser (4055), Air Switch (4010) and Single Port Air Gap (4020)

FINISH GROUPINGS

GROUP 1: AB, ABZ, CH, ORB, SC, TB, WB

GROUP 2: AC, AMB, AP, BLN, CB, CHB, CLZ, DAB, DAC, DAMB, DAP, GB, GR, MB, PB, PC, PN, RS, SB, SN, UPB, VB, WC

PRECIOUS METALS: PG, SG (EMAIL FOR PRICING: wscustomerpo@waterstoneco.com)

STAINLESS STEEL: SS (CONTEMPORARY ONLY)

STANDARD SPLIT FINISH: +10% OF HIGHER GROUP PRICE

WSRPL-090119

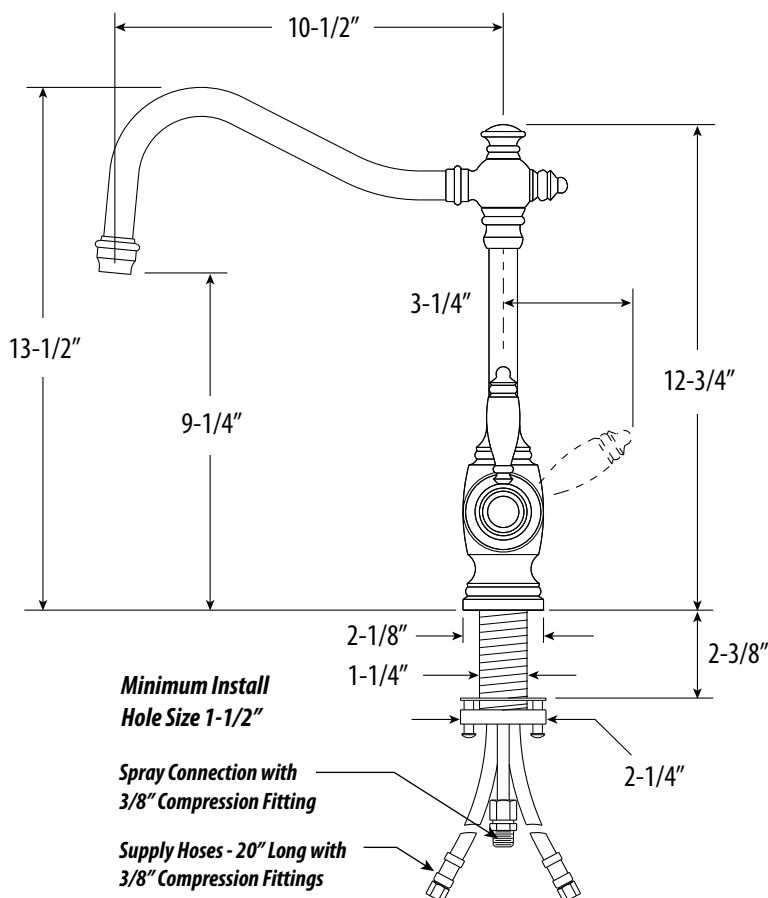
ANNAPOLIS KITCHEN FAUCET / HOOK SPOUT

LIST PRICES:

MODEL #	GRP 1	GRP 2	SS
4200	1567	1616	N/A

FEATURES:

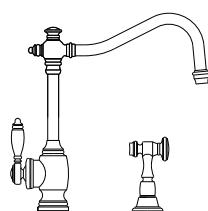
- Part of the traditional Annapolis Suite.
- Hook spout has 10-1/2" reach and can swivel 360 degrees.
- Equipped with spray diverter and 1/4" NPT pipe fitting connection for optional side spray.
- 1.75 gpm maximum flow rate with aerated tip.
- Ergonomic single lever handle.
- Handle ring can be adjusted to preferred push/pull tension and prevents sag.
- Single handle can mount in front, right or left hand positions.
- When mounted on side, handle can adjust 45 degrees for backsplash clearance.
- Hot/cold ceramic disk valve cartridge.
- Made from eco-friendly solid brass.
- Resistant to reverse osmosis water.
- 20" reinforced braided connection hoses with 3/8" compression fitting.
- Includes 3 handle button options.
- Lifetime functional warranty.
- Made in the USA.




4200 MINI-SUITES

SUITE LIST PRICES:


MODEL #	GRP 1	GRP 2	SS
4200-1	2170	2251	N/A
4200-2	2644	2750	N/A
4200-3	3062	3190	N/A
4200-4	3327	3469	N/A




4200-1



4200-2



4200-3



4200-4

1pc. Mini-Suite includes Side Spray (4025)

2pc. Mini-Suite includes Side Spray (4025) and Soap/Lotion Dispenser (4060)

3pc. Mini-Suite includes Side Spray (4025), Soap/Lotion Dispenser (4060) and Air Switch (4010)

4pc. Mini-Suite includes Side Spray (4025), Soap/Lotion Dispenser (4060), Air Switch (4010) and Single Port Air Gap (4020)

FINISH GROUPINGS

GROUP 1: AB, ABZ, CH, ORB, SC, TB, WB

GROUP 2: AC, AMB, AP, BLN, CB, CHB, CLZ, DAB, DAC, DAMB, DAP, GB, GR, MB, PB, PC, PN, RS, SB, SN, UPB, VB, WC

PRECIOUS METALS: PG, SG (EMAIL FOR PRICING: wscustomerpo@waterstoneco.com)

STAINLESS STEEL: SS (CONTEMPORARY ONLY)

STANDARD SPLIT FINISH: +10% OF HIGHER GROUP PRICE

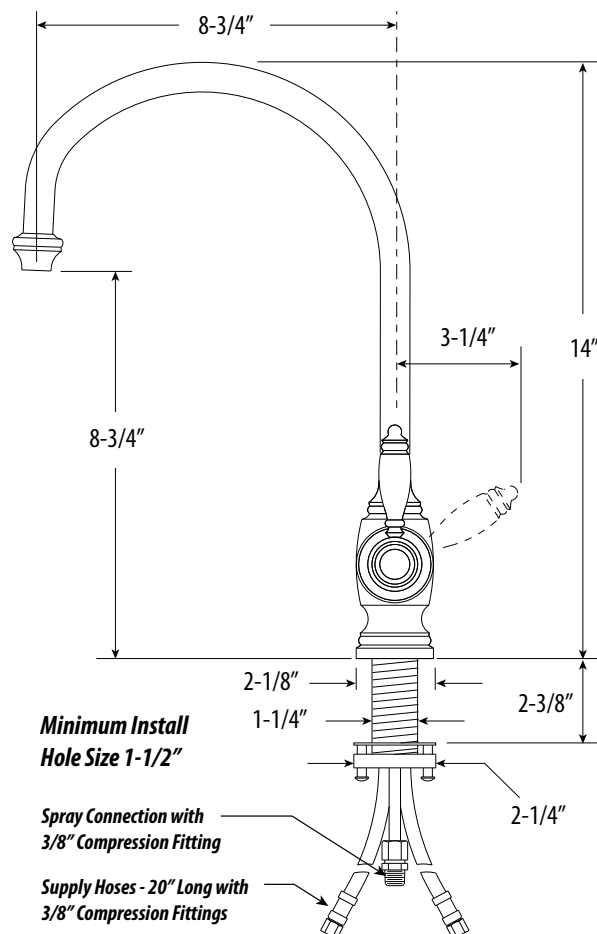
HAMPTON KITCHEN FAUCET / C-SPOUT

LIST PRICES:

MODEL #	GRP 1	GRP 2	SS
4300	1540	1594	N/A

FEATURES:

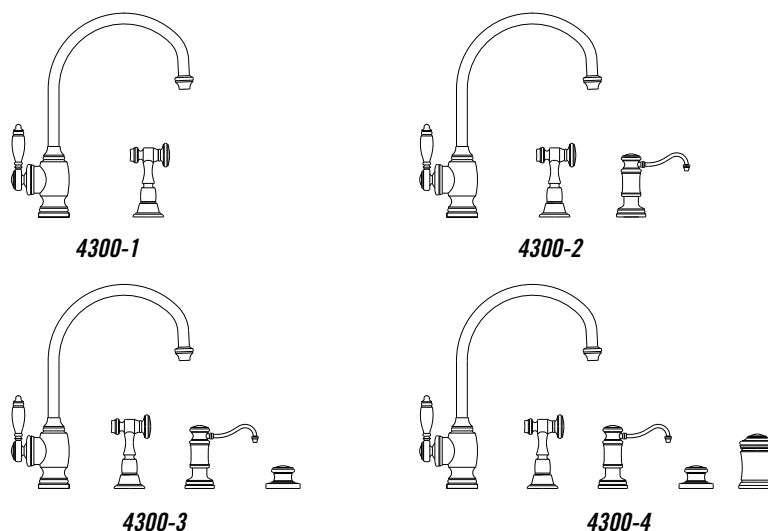
- Part of the traditional Hampton Suite.
- C-spout has 8-3/4" reach and can swivel 360 degrees.
- Equipped with spray diverter and 1/4" NPT pipe fitting connection for optional side spray.
- 1.75 gpm maximum flow rate with aerated tip.
- Ergonomic single lever handle.
- Handle ring can be adjusted to preferred push/pull tension and prevents sag.
- Single handle can mount in front, right or left hand positions.
- When mounted on side, handle can adjust 45 degrees for backsplash clearance.
- Hot/cold ceramic disk valve cartridge.
- Made from eco-friendly solid brass.
- Resistant to reverse osmosis water.
- 20" reinforced braided connection hoses with 3/8" compression fitting.
- Includes 3 handle button options.
- Lifetime functional warranty.
- Made in the USA.



4300 MINI-SUITES

SUITE LIST PRICES:

MODEL #	GRP 1	GRP 2	SS
4300-1	2143	2229	N/A
4300-2	2617	2728	N/A
4300-3	3035	3168	N/A
4300-4	3300	3447	N/A



1pc. Mini-Suite includes Side Spray (4025)

2pc. Mini-Suite includes Side Spray (4025) and Soap/Lotion Dispenser (4060)

3pc. Mini-Suite includes Side Spray (4025), Soap/Lotion Dispenser (4060) and Air Switch (4010)

4pc. Mini-Suite includes Side Spray (4025), Soap/Lotion Dispenser (4060), Air Switch (4010) and Single Port Air Gap (4020)

FINISH GROUPINGS

GROUP 1: AB, ABZ, CH, ORB, SC, TB, WB

GROUP 2: AC, AMB, AP, BLN, CB, CHB, CLZ, DAB, DAC, DAMB, DAP, GB, GR, MB, PB, PC, PN, RS, SB, SN, UPB, VB, WC

PRECIOUS METALS: PG, SG (EMAIL FOR PRICING: wscustomerpo@waterstoneco.com)

STAINLESS STEEL: SS (CONTEMPORARY ONLY)

STANDARD SPLIT FINISH: +10% OF HIGHER GROUP PRICE

WSRPL-090119

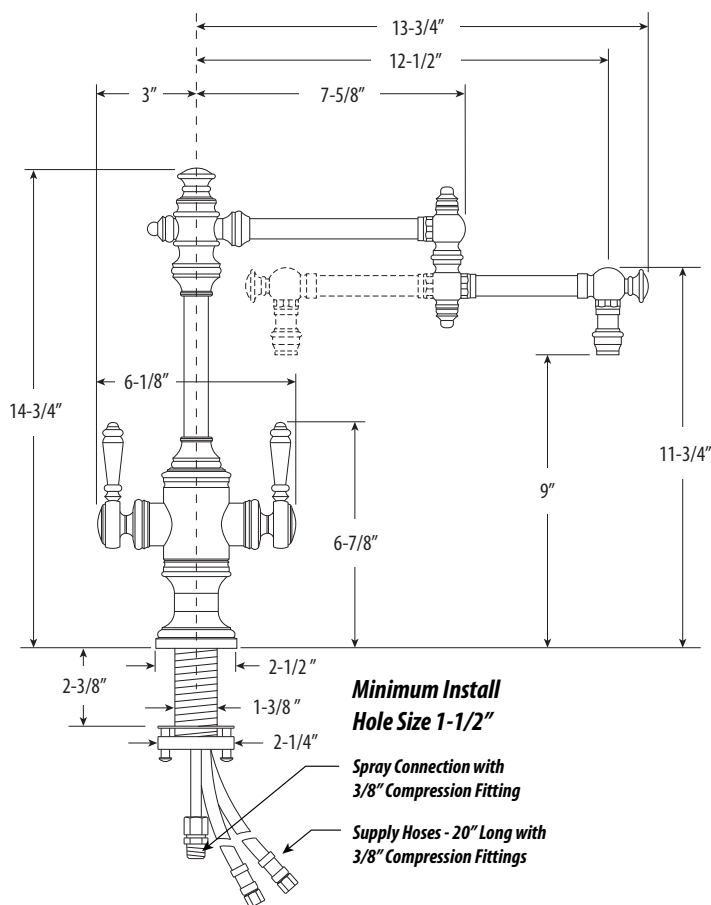
TOWSON TWO HANDLE KITCHEN FAUCET / 12" ARTICULATED SPOUT

LIST PRICES:

MODEL #	GRP 1	GRP 2	SS
8010-12	2026	2068	N/A

FEATURES:

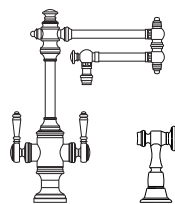
- Part of the traditional Towson Suite.
- Articulated spout has 12" reach and can swivel 360 degrees.
- Hot and cold dual lever control with ceramic disk valve cartridges.
- Adjustable handle brake system provides smooth pull and prevents sagging.
- Equipped with spray diverter and 1/4" NPT pipe fitting connection for optional side spray.
- 1.75 gpm maximum flow rate with aerated tip.
- Resistant to reverse osmosis water.
- Made from eco-friendly solid brass.
- Includes 2 handle button options.
- 20" reinforced braided connection hoses with 3/8" compression fitting.
- ADA Compliant.
- Lifetime functional warranty.
- Made in the USA.



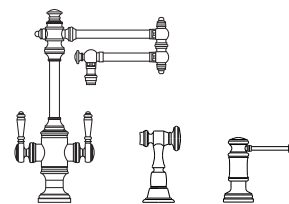
8010-12 MINI-SUITES

SUITE LIST PRICES:

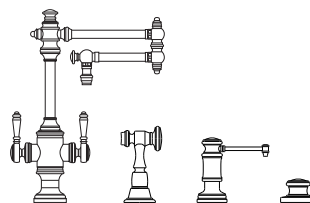
MODEL #	GRP 1	GRP 2	SS
8010-12-1	2629	2703	N/A
8010-12-2	3103	3202	N/A
8010-12-3	3521	3642	N/A
8010-12-4	3786	3921	N/A



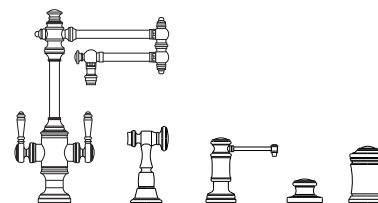
8010-12-1



8010-12-2



8010-12-3



8010-12-4

1pc. Mini-Suite includes Side Spray (4025)

2pc. Mini-Suite includes Side Spray (4025) and Soap/Lotion Dispenser (4055)

3pc. Mini-Suite includes Side Spray (4025), Soap/Lotion Dispenser (4055) and Air Switch (4010)

4pc. Mini-Suite includes Side Spray (4025), Soap/Lotion Dispenser (4055), Air Switch (4010) and Single Port Air Gap (4020)

FINISH GROUPINGS

GROUP 1: AB, ABZ, CH, ORB, SC, TB, WB

GROUP 2: AC, AMB, AP, BLN, CB, CHB, CLZ, DAB, DAC, DAMB, DAP, GB, GR, MB, PB, PC, PN, RS, SB, SN, UPB, VB, WC

PRECIOUS METALS: PG, SG (EMAIL FOR PRICING: wscustomerpo@waterstoneco.com)

STAINLESS STEEL: SS (CONTEMPORARY ONLY)

STANDARD SPLIT FINISH: +10% OF HIGHER GROUP PRICE

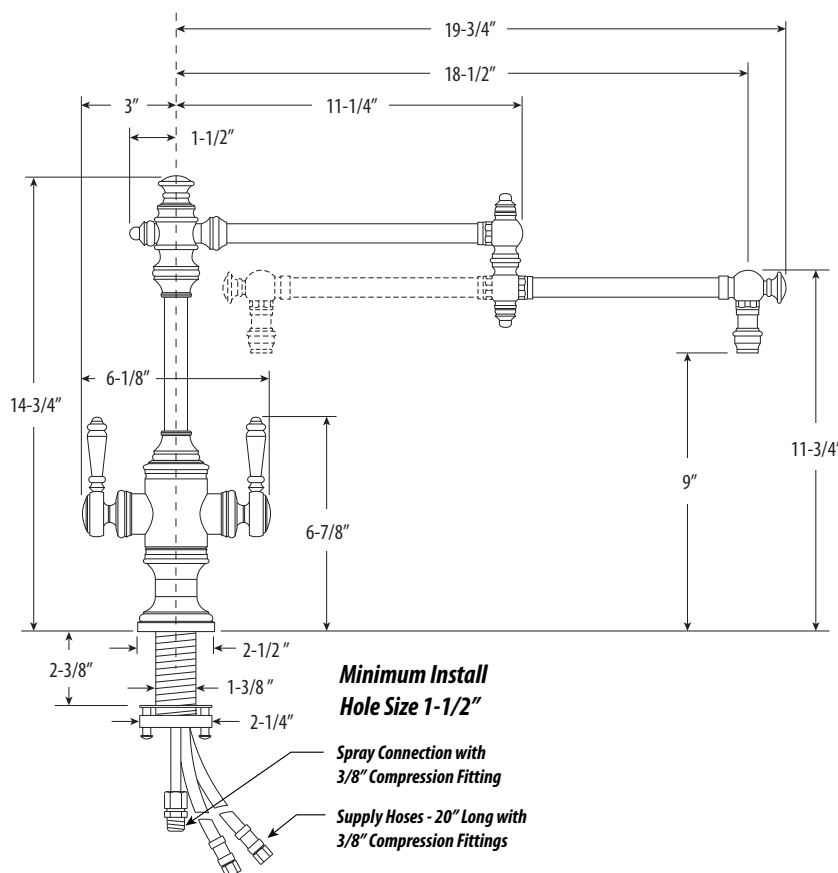
TOWSON TWO HANDLE KITCHEN FAUCET / 18" ARTICULATED SPOUT

LIST PRICES:

MODEL #	GRP 1	GRP 2	SS
8010-18	2154	2198	N/A

FEATURES:

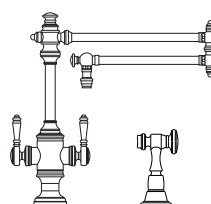
- Part of the traditional Towson Suite.
- Articulated spout has 18" reach and can swivel 360 degrees.
- Hot and cold dual lever control with ceramic disk valve cartridges.
- Adjustable handle brake system provides smooth pull and prevents sagging.
- Equipped with spray diverter and 1/4" NPT pipe fitting connection for optional side spray.
- 1.75 gpm maximum flow rate with aerated tip.
- Resistant to reverse osmosis water.
- Made from eco-friendly solid brass.
- Includes 2 handle button options.
- 20" reinforced braided connection hoses with 3/8" compression fitting.
- ADA Compliant.
- Lifetime functional warranty.
- Made in the USA.



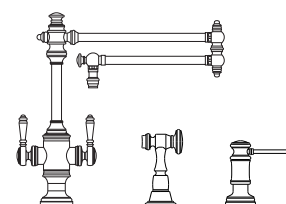
8010-18 MINI-SUITES

SUITE LIST PRICES:

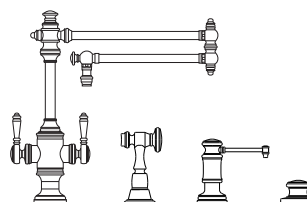
MODEL #	GRP 1	GRP 2	SS
8010-18-1	2757	2833	N/A
8010-18-2	3231	3332	N/A
8010-18-3	3649	3772	N/A
8010-18-4	3914	4051	N/A



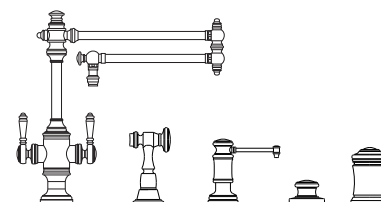
8010-18-1



8010-18-2



8010-18-3



8010-18-4

1pc. Mini-Suite includes Side Spray (4025)

2pc. Mini-Suite includes Side Spray (4025) and Soap/Lotion Dispenser (4055)

3pc. Mini-Suite includes Side Spray (4025), Soap/Lotion Dispenser (4055) and Air Switch (4010)

4pc. Mini-Suite includes Side Spray (4025), Soap/Lotion Dispenser (4055), Air Switch (4010) and Single Port Air Gap (4020)

FINISH GROUPINGS

GROUP 1: AB, ABZ, CH, ORB, SC, TB, WB

GROUP 2: AC, AMB, AP, BLN, CB, CHB, CLZ, DAB, DAC, DAMB, DAP, GB, GR, MB, PB, PC, PN, RS, SB, SN, UPB, VB, WC

PRECIOUS METALS: PG, SG (EMAIL FOR PRICING: wscustomerpo@waterstoneco.com)

STAINLESS STEEL: SS (CONTEMPORARY ONLY)

STANDARD SPLIT FINISH: +10% OF HIGHER GROUP PRICE

WSRPL-090119

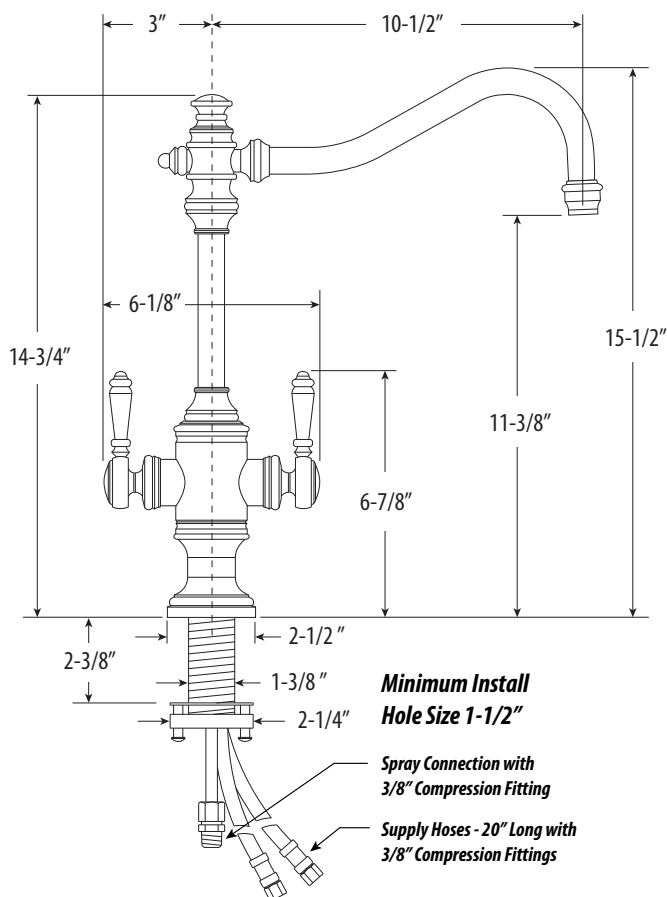
ANNAPOLIS TWO HANDLE KITCHEN FAUCET / HOOK SPOUT

LIST PRICES:

MODEL #	GRP 1	GRP 2	SS
8020	1568	1616	N/A

FEATURES:

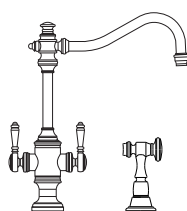
- Part of the traditional Annapolis Suite.
- Hook spout has 10-1/2" reach and can swivel 360 degrees.
- Hot and cold dual lever control with ceramic disk valve cartridges.
- Adjustable handle brake system provides smooth pull and prevents sagging.
- Equipped with spray diverter and 1/4" NPT pipe fitting connection for optional side spray.
- 1.75 gpm maximum flow rate with aerated tip.
- Resistant to reverse osmosis water.
- Made from eco-friendly solid brass.
- Includes 2 handle button options.
- 20" reinforced braided connection hoses with 3/8" compression fitting.
- ADA Compliant.
- Lifetime functional warranty.
- Made in the USA.




8020 MINI-SUITES

SUITE LIST PRICES:


MODEL #	GRP 1	GRP 2	SS
8020-1	2171	2251	N/A
8020-2	2645	2750	N/A
8020-3	3063	3190	N/A
8020-4	3328	3469	N/A



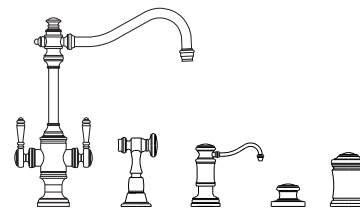
8020-1



8020-2



8020-3



8020-4

1pc. Mini-Suite includes Side Spray (4025)

2pc. Mini-Suite includes Side Spray (4025) and Soap/Lotion Dispenser (4060)

3pc. Mini-Suite includes Side Spray (4025), Soap/Lotion Dispenser (4060) and Air Switch (4010)

4pc. Mini-Suite includes Side Spray (4025), Soap/Lotion Dispenser (4060), Air Switch (4010) and Single Port Air Gap (4020)

FINISH GROUPINGS

GROUP 1: AB, ABZ, CH, ORB, SC, TB, WB

GROUP 2: AC, AMB, AP, BLN, CB, CHB, CLZ, DAB, DAC, DAMB, DAP, GB, GR, MB, PB, PC, PN, RS, SB, SN, UPB, VB, WC

PRECIOUS METALS: PG, SG (EMAIL FOR PRICING: wscustomerpo@waterstoneco.com)

STAINLESS STEEL: SS (CONTEMPORARY ONLY)

STANDARD SPLIT FINISH: +10% OF HIGHER GROUP PRICE

WSRPL-090119

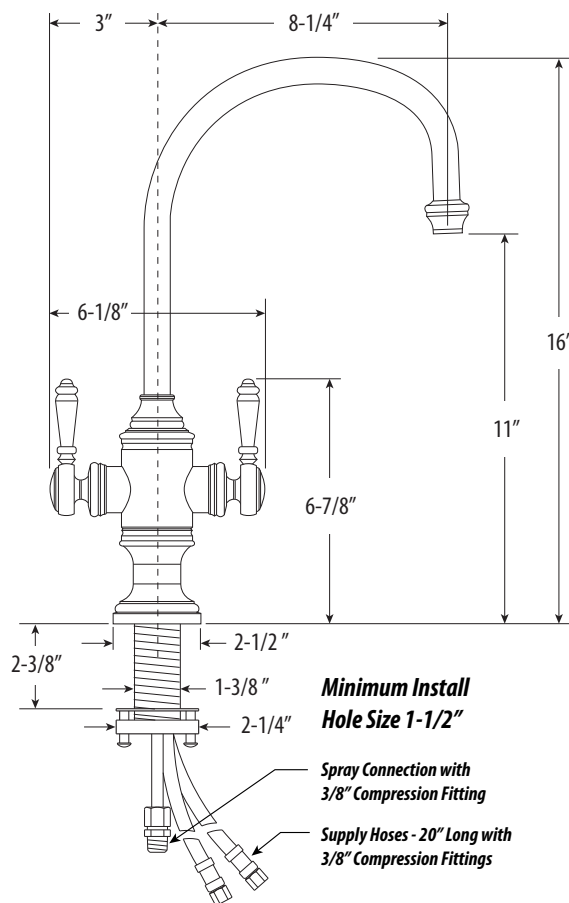
HAMPTON TWO HANDLE KITCHEN FAUCET / C-SPOUT

LIST PRICES:

MODEL #	GRP 1	GRP 2	SS
8030	1546	1594	N/A

FEATURES:


- Part of the traditional Hampton Suite.
- C-spout has 8-1/4" reach and can swivel 360 degrees.
- Hot and cold dual lever control with ceramic disk valve cartridges.
- Adjustable handle brake system provides smooth pull and prevents sagging.
- Equipped with spray diverter and 1/4" NPT pipe fitting connection for optional side spray.
- 1.75 gpm maximum flow rate with aerated tip.
- Resistant to reverse osmosis water.
- Made from eco-friendly solid brass.
- Includes 2 handle button options.
- 20" reinforced braided connection hoses with 3/8" compression fitting.
- ADA Compliant.
- Lifetime functional warranty.
- Made in the USA.




8030 MINI-SUITES

SUITE LIST PRICES:

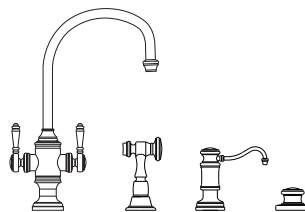
MODEL #	GRP 1	GRP 2	SS
8030-1	2149	2229	N/A
8030-2	2623	2728	N/A
8030-3	3041	3168	N/A
8030-4	3306	3447	N/A



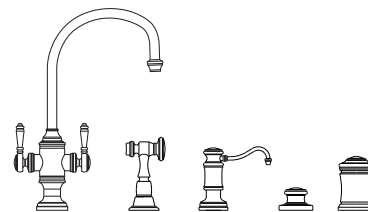
8030-1



8030-2



8030-3



8030-4

1pc. Mini-Suite includes Side Spray (4025)

2pc. Mini-Suite includes Side Spray (4025) and Soap/Lotion Dispenser (4060)

3pc. Mini-Suite includes Side Spray (4025), Soap/Lotion Dispenser (4060) and Air Switch (4010)

4pc. Mini-Suite includes Side Spray (4025), Soap/Lotion Dispenser (4060), Air Switch (4010) and Single Port Air Gap (4020)

FINISH GROUPINGS

GROUP 1: AB, ABZ, CH, ORB, SC, TB, WB

GROUP 2: AC, AMB, AP, BLN, CB, CHB, CLZ, DAB, DAC, DAMB, DAP, GB, GR, MB, PB, PC, PN, RS, SB, SN, UPB, VB, WC

PRECIOUS METALS: PG, SG (EMAIL FOR PRICING: wscustomerpo@waterstoneco.com)

STAINLESS STEEL: SS (CONTEMPORARY ONLY)

STANDARD SPLIT FINISH: +10% OF HIGHER GROUP PRICE

WSRPL-090119

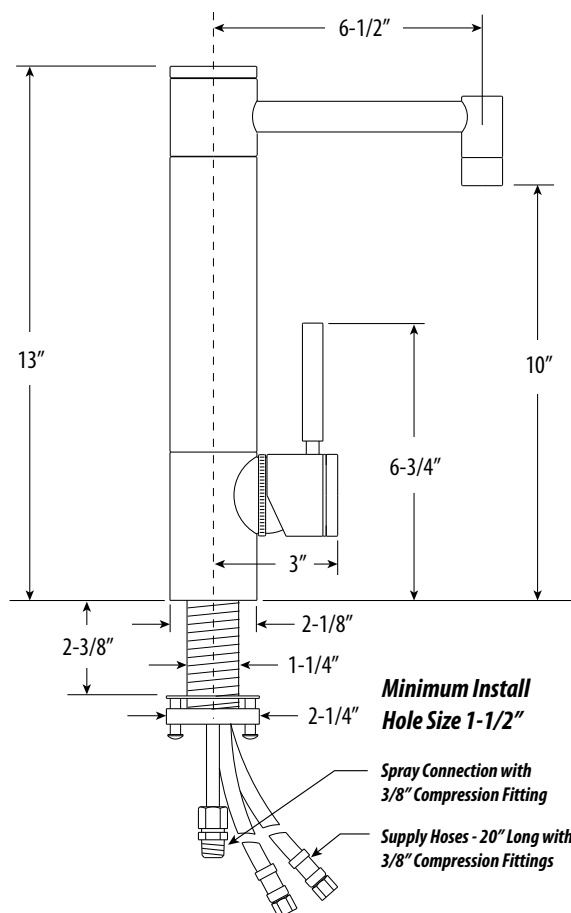
HUNLEY PREP FAUCET / STRAIGHT SPOUT

LIST PRICES:

MODEL #	GRP 1	GRP 2	SS
3500	1503	1583	1931

FEATURES:

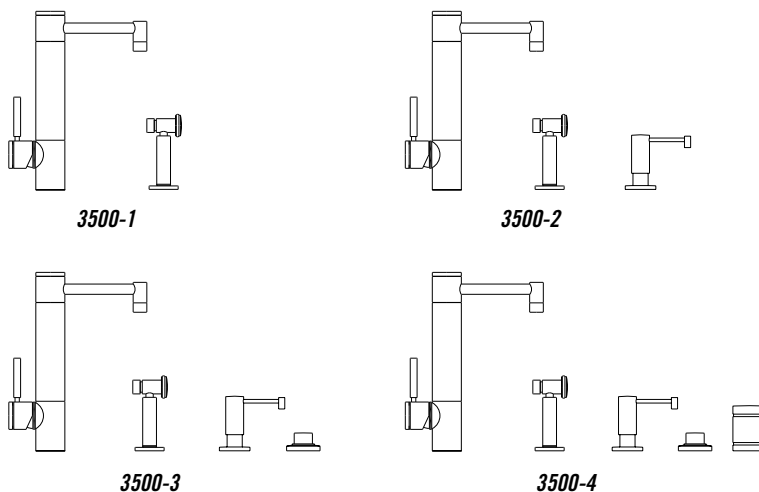
- Full size Kitchen Faucet with smaller reach.
- Perfect for smaller island sinks.
- Part of the contemporary Hunley Suite.
- Straight spout has 6-1/2" reach and can swivel 360 degrees.
- Equipped with spray diverter and 1/4" NPT pipe fitting connection for optional side spray.
- 1.75 gpm maximum flow rate with aerated tip.
- Ergonomic single lever handle.
- Handle ring can be adjusted to preferred push/pull tension and prevents sag.
- Single handle can mount in front, right or left hand positions.
- When mounted on side, handle can adjust 22.5 degrees for backsplash clearance.
- Hot/cold ceramic disk valve cartridge.
- Made from eco-friendly solid brass or 316 stainless steel.
- Resistant to reverse osmosis water.
- 20" reinforced braided connection hoses with 3/8" compression fitting.
- Reversible or removable hot/cold indicator rings.
- Lifetime functional warranty.
- Made in the USA.



3500 MINI-SUITES

SUITE LIST PRICES:

MODEL #	GRP 1	GRP 2	SS
3500-1	2106	2218	2929
3500-2	2507	2640	3454
3500-3	2885	3038	3979
3500-4	3124	3287	4253



1pc. Mini-Suite includes Side Spray (3025)

2pc. Mini-Suite includes Side Spray (3025) and Soap/Lotion Dispenser (4065)

3pc. Mini-Suite includes Side Spray (3025), Soap/Lotion Dispenser (4065) and Air Switch (3010)

4pc. Mini-Suite includes Side Spray (3025), Soap/Lotion Dispenser (4065), Air Switch (3010) and Single Port Air Gap (3020)

FINISH GROUPINGS

GROUP 1: AB, ABZ, CH, ORB, SC, TB, WB

GROUP 2: AC, AMB, AP, BLN, CB, CHB, CLZ, DAB, DAC, DAMB, DAP, GB, GR, MB, PB, PC, PN, RS, SB, SN, UPB, VB, WC

PRECIOUS METALS: PG, SG (EMAIL FOR PRICING: wscustomerpo@waterstoneco.com)

STAINLESS STEEL: SS (CONTEMPORARY ONLY)

STANDARD SPLIT FINISH: +10% OF HIGHER GROUP PRICE

WSRPL-090119

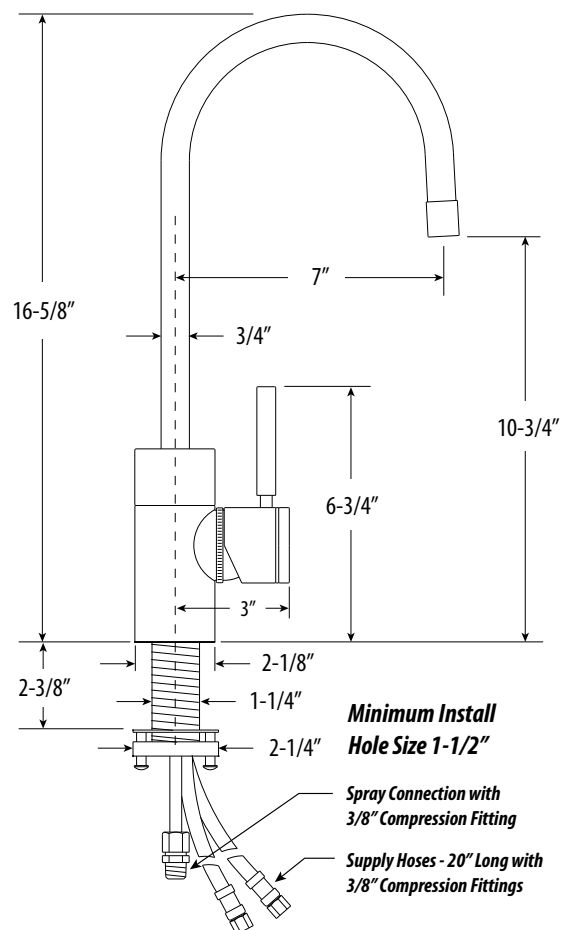
PARCHE PREP FAUCET / C-SPOUT

LIST PRICES:

MODEL #	GRP 1	GRP 2	SS
3900	1400	1454	1661

FEATURES:

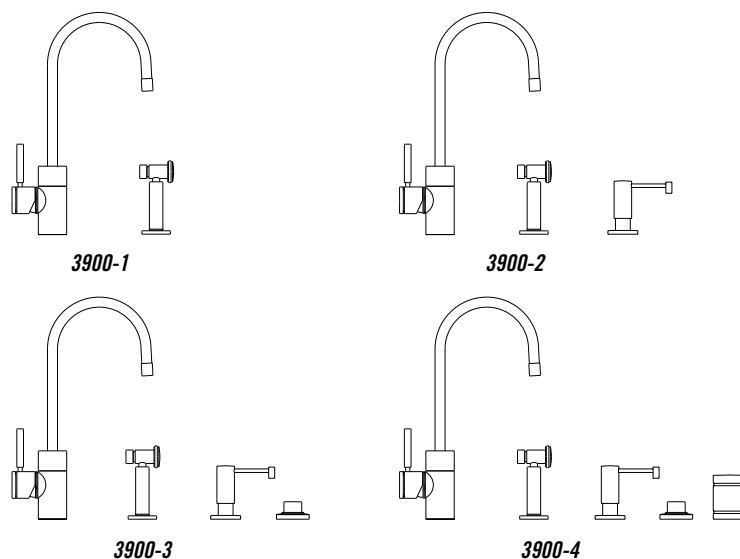
- Full size Kitchen Faucet with smaller reach.
- Perfect for smaller island sinks
- Part of the contemporary Parche Suite.
- C-spout has 7" reach and can swivel 360 degrees.
- Equipped with spray diverter and 1/4" NPT pipe fitting connection for optional side spray.
- 1.75 gpm maximum flow rate with aerated tip.
- Ergonomic single lever handle.
- Handle ring can be adjusted to preferred push/pull tension and prevents sag.
- Single handle can mount in front, right or left hand positions.
- When mounted on side, handle can adjust 22.5 degrees for backsplash clearance.
- Hot/cold ceramic disk valve cartridge.
- Made from eco-friendly solid brass or 316 stainless steel.
- Resistant to reverse osmosis water.
- 20" reinforced braided connection hoses with 3/8" compression fitting.
- Reversible or removable hot/cold indicator rings.
- Lifetime functional warranty.
- Made in the USA.



3900 MINI-SUITES

SUITE LIST PRICES:

MODEL #	GRP 1	GRP 2	SS
3900-1	2003	2089	2659
3900-2	2404	2511	3184
3900-3	2782	2909	3709
3900-4	3021	3158	3983



1pc. Mini-Suite includes Side Spray (3025)

2pc. Mini-Suite includes Side Spray (3025) and Soap/Lotion Dispenser (4065)

3pc. Mini-Suite includes Side Spray (3025), Soap/Lotion Dispenser (4065) and Air Switch (3010)

4pc. Mini-Suite includes Side Spray (3025), Soap/Lotion Dispenser (4065), Air Switch (3010) and Single Port Air Gap (3020)

FINISH GROUPINGS

GROUP 1: AB, ABZ, CH, ORB, SC, TB, WB

GROUP 2: AC, AMB, AP, BLN, CB, CHB, CLZ, DAB, DAC, DAMB, DAP, GB, GR, MB, PB, PC, PN, RS, SB, SN, UPB, VB, WC

PRECIOUS METALS: PG, SG (EMAIL FOR PRICING: wscustomerpo@waterstoneco.com)

STAINLESS STEEL: SS (CONTEMPORARY ONLY)

STANDARD SPLIT FINISH: +10% OF HIGHER GROUP PRICE

WSRPL-090119

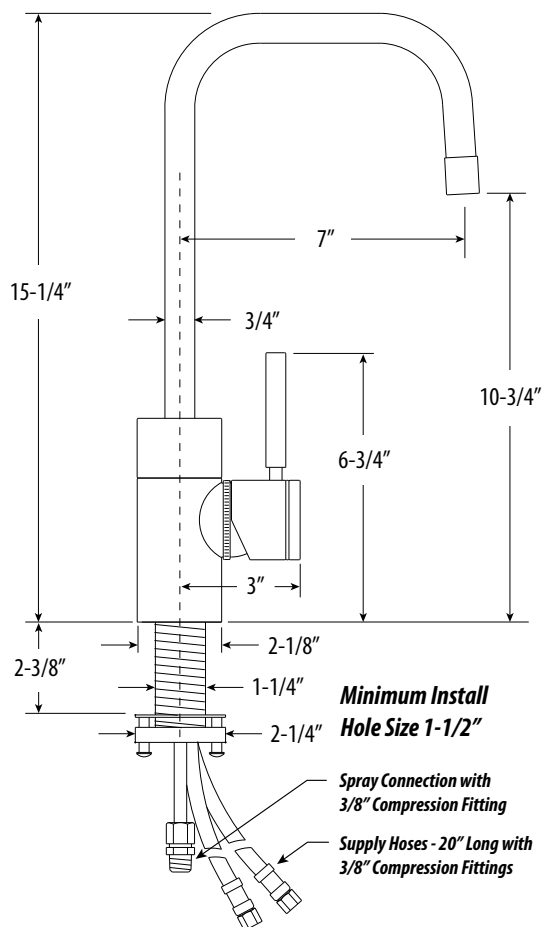
FULTON PREP FAUCET / 2 BEND U-SPOUT

LIST PRICES:

MODEL #	GRP 1	GRP 2	SS
3925	1454	1508	1718

FEATURES:

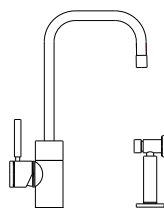
- Full size Kitchen Faucet with smaller reach.
- Perfect for smaller island sinks
- Part of the contemporary Fulton Suite.
- 2 bend U-spout has 7" reach and can swivel 360 degrees.
- Equipped with spray diverter and 1/4" NPT pipe fitting connection for optional side spray.
- 1.75 gpm maximum flow rate with aerated tip.
- Ergonomic single lever handle.
- Handle ring can be adjusted to preferred push/pull tension and prevents sag.
- Single handle can mount in front, right or left hand positions.
- When mounted on side, handle can adjust 22.5 degrees for backsplash clearance.
- Hot/cold ceramic disk valve cartridge.
- Made from eco-friendly solid brass or 316 stainless steel.
- Resistant to reverse osmosis water.
- 20" reinforced braided connection hoses with 3/8" compression fitting.
- Reversible or removable hot/cold indicator rings.
- Lifetime functional warranty.
- Made in the USA.



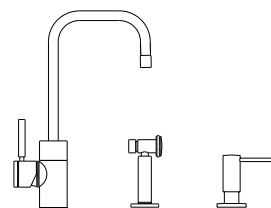
3925 MINI-SUITES

SUITE LIST PRICES:

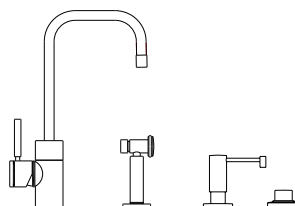
MODEL #	GRP 1	GRP 2	SS
3925-1	2057	2143	2716
3925-2	2458	2565	3241
3925-3	2836	2963	3766
3925-4	3075	3212	4040



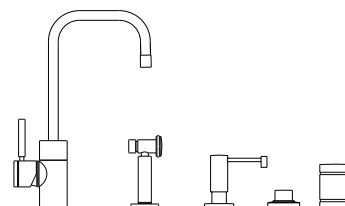
3925-1



3925-2



3925-3



3925-4

1pc. Mini-Suite includes Side Spray (3025)

2pc. Mini-Suite includes Side Spray (3025) and Soap/Lotion Dispenser (4065)

3pc. Mini-Suite includes Side Spray (3025), Soap/Lotion Dispenser (4065) and Air Switch (3010)

4pc. Mini-Suite includes Side Spray (3025), Soap/Lotion Dispenser (4065), Air Switch (3010) and Single Port Air Gap (3020)

FINISH GROUPINGS

GROUP 1: AB, ABZ, CH, ORB, SC, TB, WB

GROUP 2: AC, AMB, AP, BLN, CB, CHB, CLZ, DAB, DAC, DAMB, DAP, GB, GR, MB, PB, PC, PN, RS, SB, SN, UPB, VB, WC

PRECIOUS METALS: PG, SG (EMAIL FOR PRICING: wscustomerpo@waterstoneco.com)

STAINLESS STEEL: SS (CONTEMPORARY ONLY)

STANDARD SPLIT FINISH: +10% OF HIGHER GROUP PRICE

WSRPL-090119

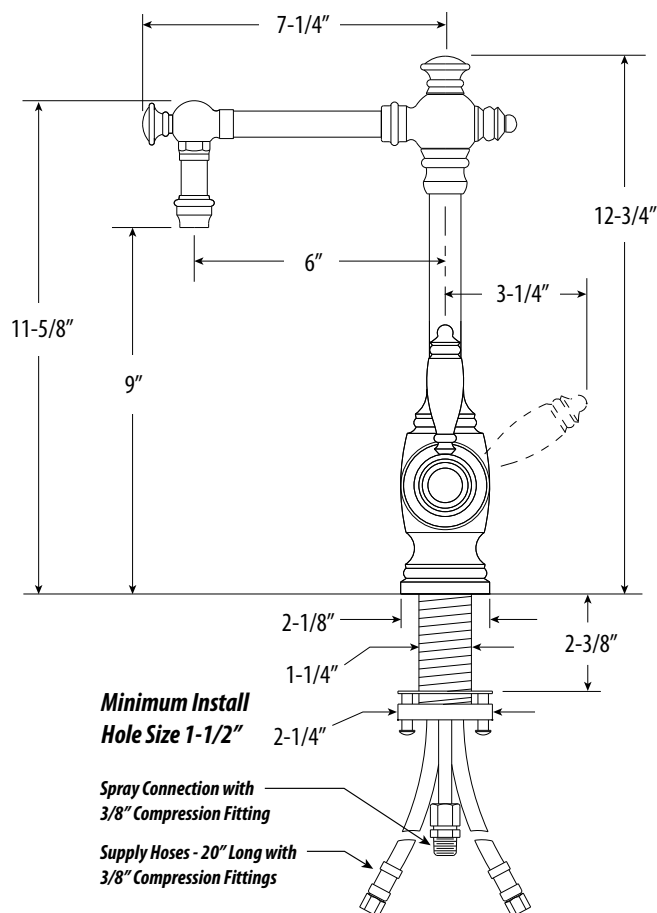
TOWSON PREP FAUCET / STRAIGHT SPOUT

LIST PRICES:

MODEL #	GRP 1	GRP 2	SS
4700	1535	1616	N/A

FEATURES:

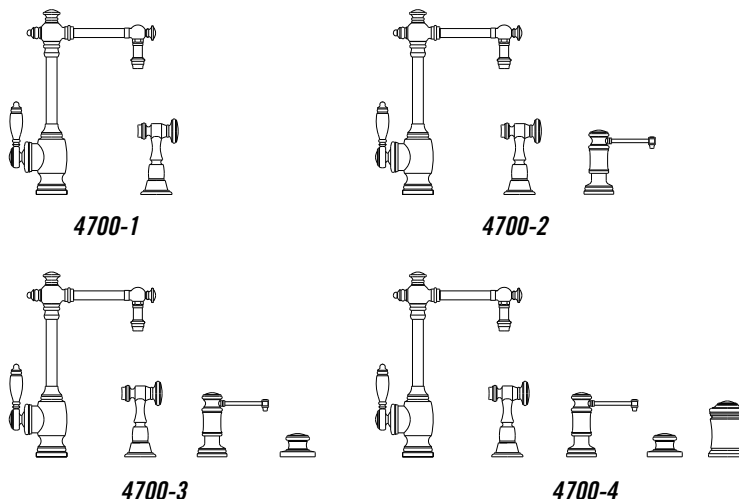
- Full size Kitchen Faucet with smaller reach.
- Perfect for smaller island sinks.
- Part of the traditional Towson Suite.
- Straight spout has 6" reach and can swivel 360 degrees.
- Equipped with spray diverter and 1/4" NPT pipe fitting connection for optional side spray.
- 1.75 gpm maximum flow rate with aerated tip.
- Ergonomic single lever handle.
- Handle ring can be adjusted to preferred push/pull tension and prevents sag.
- Single handle can mount in front, right or left hand positions.
- When mounted on the side, handle can adjust 45 degrees for backsplash clearance.
- Hot/cold ceramic disk valve cartridge.
- Made from eco-friendly solid brass.
- Resistant to reverse osmosis water.
- 20" reinforced braided connection hoses with 3/8" compression fitting.
- Includes 3 handle button options.
- Lifetime functional warranty.
- Made in the USA.



4700 MINI-SUITES

SUITE LIST PRICES:

MODEL #	GRP 1	GRP 2	SS
4700-1	2138	2251	N/A
4700-2	2612	2750	N/A
4700-3	3030	3190	N/A
4700-4	3295	3469	N/A



- 1pc. Mini-Suite includes Side Spray (4025)
- 2pc. Mini-Suite includes Side Spray (4025) and Soap/Lotion Dispenser (4055)
- 3pc. Mini-Suite includes Side Spray (4025), Soap/Lotion Dispenser (4055) and Air Switch (4010)
- 4pc. Mini-Suite includes Side Spray (4025), Soap/Lotion Dispenser (4055), Air Switch (4010) and Single Port Air Gap (4020)

FINISH GROUPINGS

GROUP 1: AB, ABZ, CH, ORB, SC, TB, WB
GROUP 2: AC, AMB, AP, BLN, CB, CHB, CLZ, DAB, DAC, DAMB, DAP, GB, GR, MB, PB, PC, PN, RS, SB, SN, UPB, VB, WC

PRECIOUS METALS: PG, SG (EMAIL FOR PRICING: wscustomerpo@waterstoneco.com)
STAINLESS STEEL: SS (CONTEMPORARY ONLY)
STANDARD SPLIT FINISH: +10% OF HIGHER GROUP PRICE

WSRPL-090119

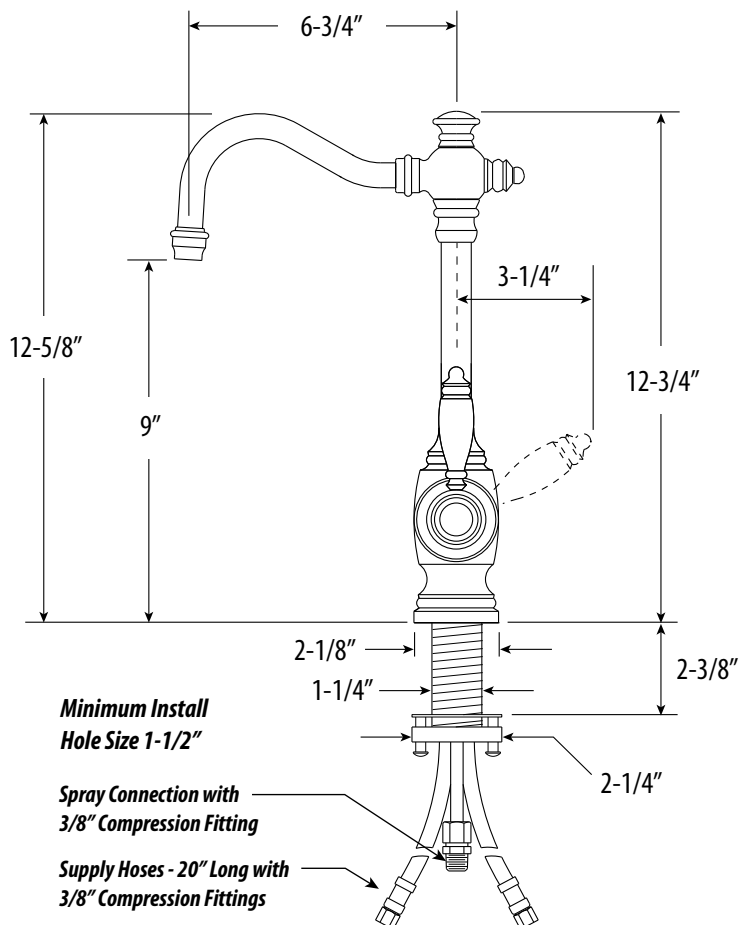
ANNAPOLIS PREP FAUCET / HOOK SPOUT

LIST PRICES:

MODEL #	GRP 1	GRP 2	SS
4800	1508	1562	N/A

FEATURES:

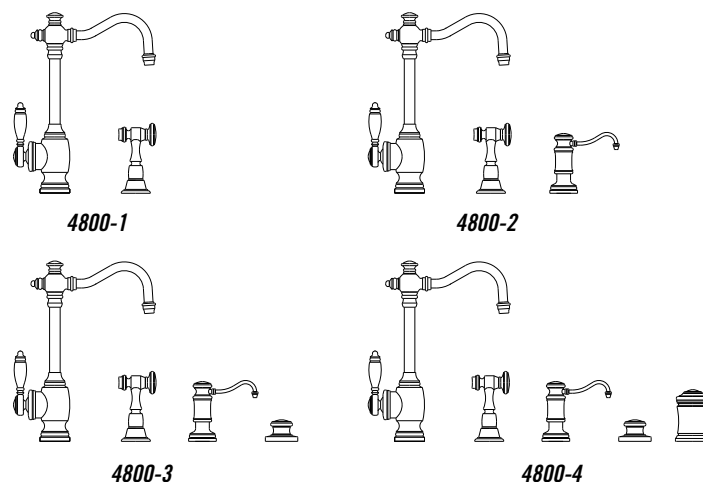
- Full size Kitchen Faucet with smaller reach.
- Perfect for smaller island sinks.
- Part of the traditional Annapolis Suite.
- Hook spout has 6-3/4" reach and can swivel 360 degrees.
- Equipped with spray diverter and 1/4" NPT pipe fitting connection for optional side spray.
- 1.75 gpm maximum flow rate with aerated tip.
- Ergonomic single lever handle.
- Handle ring can be adjusted to preferred push/pull tension and prevents sag.
- Single handle can mount in front, right or left hand positions.
- When mounted on side, handle can adjust 45 degrees for backsplash clearance.
- Hot/cold ceramic disk valve cartridge.
- Made from eco-friendly solid brass.
- Resistant to reverse osmosis water.
- 20" reinforced braided connection hoses with 3/8" compression fitting.
- Includes 3 handle button options.
- Lifetime functional warranty.
- Made in the USA.



4800 MINI-SUITES

SUITE LIST PRICES:

MODEL #	GRP 1	GRP 2	SS
4800-1	2111	2197	N/A
4800-2	2585	2696	N/A
4800-3	3003	3136	N/A
4800-4	3268	3415	N/A



1pc. Mini-Suite includes Side Spray (4025)

2pc. Mini-Suite includes Side Spray (4025) and Soap/Lotion Dispenser (4060)

3pc. Mini-Suite includes Side Spray (4025), Soap/Lotion Dispenser (4060) and Air Switch (4010)

4pc. Mini-Suite includes Side Spray (4025), Soap/Lotion Dispenser (4060), Air Switch (4010) and Single Port Air Gap (4020)

FINISH GROUPINGS

GROUP 1: AB, ABZ, CH, ORB, SC, TB, WB

GROUP 2: AC, AMB, AP, BLN, CB, CHB, CLZ, DAB, DAC, DAMB, DAP, GB, GR, MB, PB, PC, PN, RS, SB, SN, UPB, VB, WC

PRECIOUS METALS: PG, SG (EMAIL FOR PRICING: wscustomerpo@waterstoneco.com)

STAINLESS STEEL: SS (CONTEMPORARY ONLY)

STANDARD SPLIT FINISH: +10% OF HIGHER GROUP PRICE

WSRPL-090119

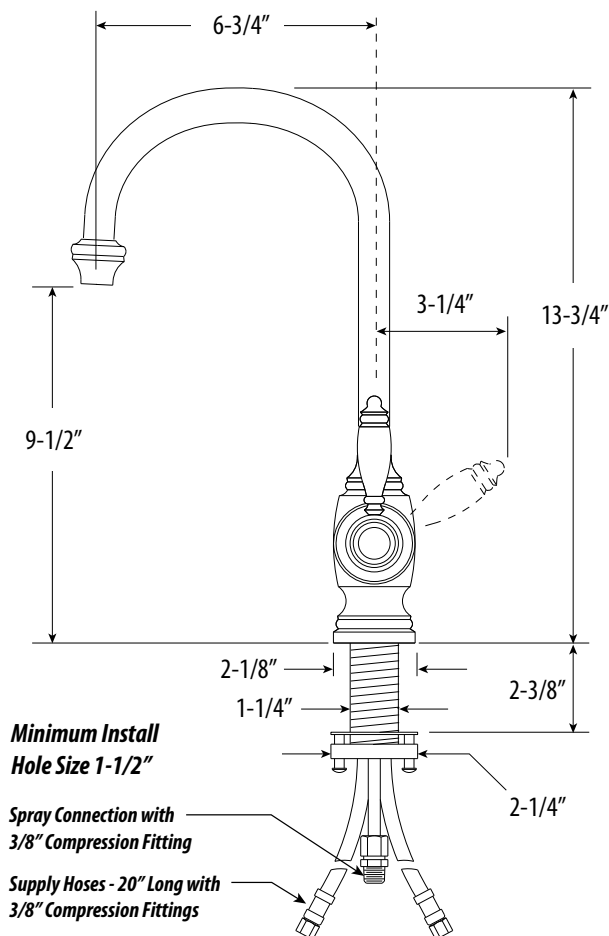
HAMPTON PREP FAUCET / C-SPOUT

LIST PRICES:

MODEL #	GRP 1	GRP 2	SS
4900	1454	1508	N/A

FEATURES:

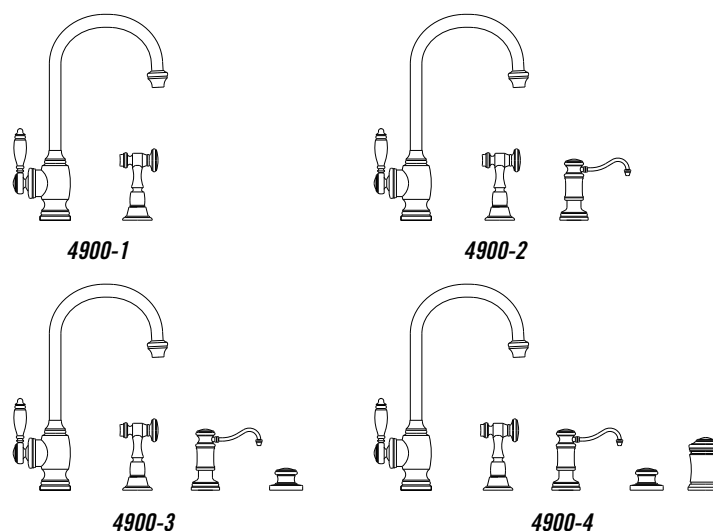
- Full size Kitchen Faucet with smaller reach.
- Perfect for smaller island sinks.
- Part of the traditional Hampton Suite.
- C-spout has 6-3/4" reach and can swivel 360 degrees.
- Equipped with spray diverter and 1/4" NPT pipe fitting connection for optional side spray.
- 1.75 gpm maximum flow rate with aerated tip.
- Ergonomic single lever handle.
- Handle ring can be adjusted to preferred push/pull tension and prevents sag.
- Single handle can mount in front, right or left hand positions.
- When mounted on side, handle can adjust 45 degrees for backsplash clearance.
- Hot/cold ceramic disk valve cartridge.
- Made from eco-friendly solid brass.
- Resistant to reverse osmosis water.
- 20" reinforced braided connection hoses with 3/8" compression fitting.
- Includes 3 handle button options.
- Lifetime functional warranty.
- Made in the USA.



4900 MINI-SUITES

SUITE LIST PRICES:

MODEL #	GRP 1	GRP 2	SS
4900-1	2057	2143	N/A
4900-2	2531	2642	N/A
4900-3	2949	3082	N/A
4900-4	3214	3361	N/A



1pc. Mini-Suite includes Side Spray (4025)

2pc. Mini-Suite includes Side Spray (4025) and Soap/Lotion Dispenser (4060)

3pc. Mini-Suite includes Side Spray (4025), Soap/Lotion Dispenser (4060) and Air Switch (4010)

4pc. Mini-Suite includes Side Spray (4025), Soap/Lotion Dispenser (4060), Air Switch (4010) and Single Port Air Gap (4020)

FINISH GROUPINGS

GROUP 1: AB, ABZ, CH, ORB, SC, TB, WB

GROUP 2: AC, AMB, AP, BLN, CB, CHB, CLZ, DAB, DAC, DAMB, DAP, GB, GR, MB, PB, PC, PN, RS, SB, SN, UPB, VB, WC

PRECIOUS METALS: PG, SG (EMAIL FOR PRICING: wscustomerpo@waterstoneco.com)

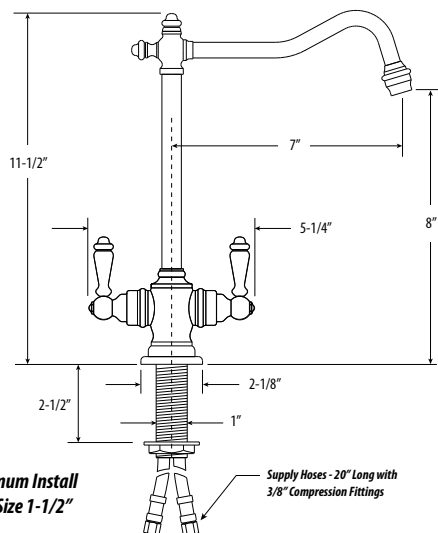
STAINLESS STEEL: SS (CONTEMPORARY ONLY)

STANDARD SPLIT FINISH: +10% OF HIGHER GROUP PRICE

WSRPL-090119

Bar Faucets

1300



ANNAPOLIS BAR FAUCET / LEVER HANDLES

LIST PRICES:

GRP 1	927
GRP 2	976
SS	N/A

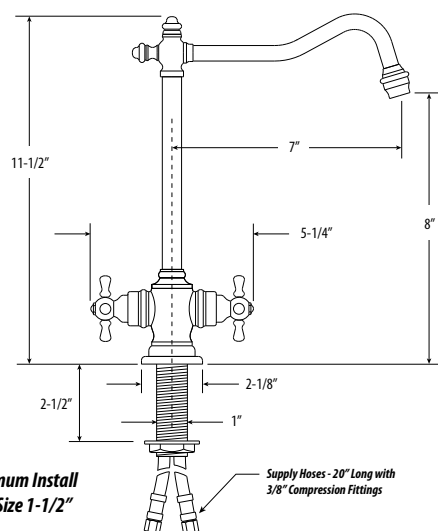
MEETS THE FOLLOWING:

- ASME A112.18.1
- CSA B125.1
- NSF 61, 372
- CALGreen
- ADA Compliant

FEATURES:

- Perfect for wet bars, kitchen islands and entertainment areas.
- Part of the traditional Annapolis Suite.
- Hook spout has 7" reach and can swivel 360 degrees.
- 1.7 gpm maximum flow rate with aerated tip.
- 1/4 turn ceramic disk valve cartridges.
- Ergonomic dual lever handles.
- Resistant to reverse osmosis water.
- Made from eco-friendly solid brass.
- Removable aerator tip for easy cleaning.
- 3/8" compression connections.
- Reinforced braided connection hoses.
- Lifetime functional warranty.
- Made in the USA.

1350



ANNAPOLIS BAR FAUCET / CROSS HANDLES

LIST PRICES:

GRP 1	955
GRP 2	1006
SS	N/A

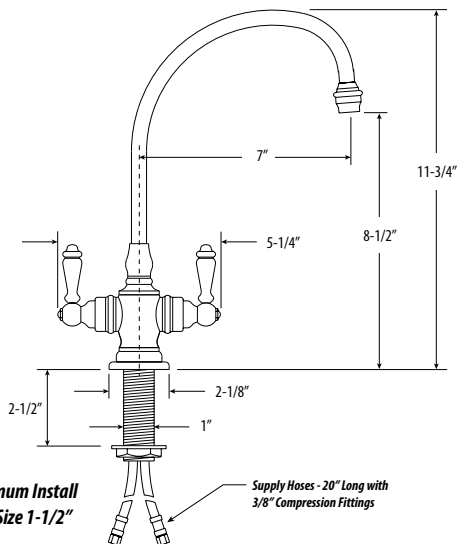
MEETS THE FOLLOWING:

- ASME A112.18.1
- CSA B125.1
- NSF 61, 372
- CALGreen

FEATURES:

- Perfect for wet bars, kitchen islands and entertainment areas.
- Part of the traditional Annapolis Suite.
- Hook spout has 7" reach and can swivel 360 degrees.
- 1.7 gpm maximum flow rate with aerated tip.
- 1/4 turn ceramic disk valve cartridges.
- Ergonomic dual cross handles.
- Resistant to reverse osmosis water.
- Made from eco-friendly solid brass.
- Removable aerator tip for easy cleaning.
- 3/8" compression connections.
- Reinforced braided connection hoses.
- Lifetime functional warranty.
- Made in the USA.

1500



HAMPTON BAR FAUCET / LEVER HANDLES

LIST PRICES:

GRP 1	827
GRP 2	871
SS	N/A

MEETS THE FOLLOWING:

- ASME A112.18.1
- CSA B125.1
- NSF 61, 372
- CALGreen
- ADA Compliant

FEATURES:

- Perfect for wet bars, kitchen islands and entertainment areas.
- Part of the traditional Hampton Suite.
- C-spout has 7" reach and can swivel 360 degrees.
- 1.7 gpm maximum flow rate with aerated tip.
- 1/4 turn ceramic disk valve cartridges.
- Ergonomic dual lever handles.
- Resistant to reverse osmosis water.
- Made from eco-friendly solid brass.
- Removable aerator tip for easy cleaning.
- 3/8" compression connections.
- Reinforced braided connection hoses.
- Lifetime functional warranty.
- Made in the USA.

FINISH GROUPINGS

GROUP 1: AB, ABZ, CH, ORB, SC, TB, WB

GROUP 2: AC, AMB, AP, BLN, CB, CHB, CLZ, DAB, DAC, DAMB, DAP, GB, GR, MB, PB, PC, PN, RS, SB, SN, UPB, VB, WC

PRECIOUS METALS: PG, SG (EMAIL FOR PRICING: wscustomerpo@waterstoneco.com)

STAINLESS STEEL: SS (CONTEMPORARY ONLY)

STANDARD SPLIT FINISH: +10% OF HIGHER GROUP PRICE

WSRPL-090119

HAMPTON BAR FAUCET / CROSS HANDLES

LIST PRICES:

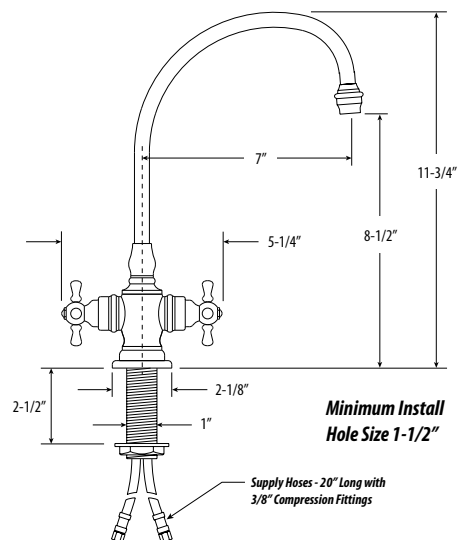
GRP 1	874
GRP 2	920
SS	N/A

MEETS THE FOLLOWING:

- ASME A112.18.1
- CSA B125.1
- NSF 61, 372
- CALGreen

FEATURES:

- Perfect for wet bars, kitchen islands and entertainment areas.
- Part of the traditional Hampton Suite.
- C-spout has 7" reach and can swivel 360 degrees.
- 1.7 gpm maximum flow rate with aerated tip.
- 1/4 turn ceramic disk valve cartridges.
- Ergonomic dual cross handles.
- Resistant to reverse osmosis water.
- Made from eco-friendly solid brass.
- Removable aerator tip for easy cleaning.
- 3/8" compression connections.
- Reinforced braided connection hoses.
- Lifetime functional warranty.
- Made in the USA.



1550

TOWSON BAR FAUCET / LEVER HANDLES

LIST PRICES:

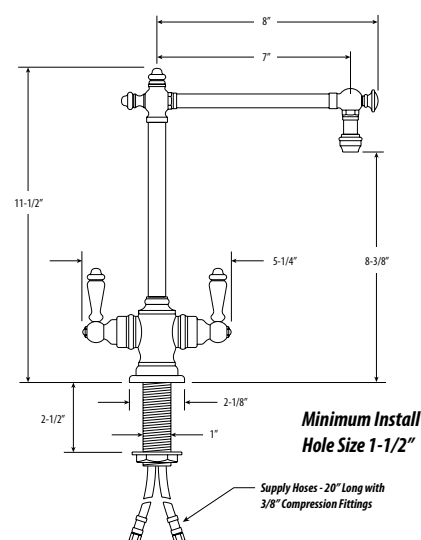
GRP 1	1089
GRP 2	1147
SS	N/A

MEETS THE FOLLOWING:

- ASME A112.18.1
- CSA B125.1
- NSF 61, 372
- CALGreen
- ADA Compliant

FEATURES:

- Perfect for wet bars, kitchen islands and entertainment areas.
- Part of the traditional Towson Suite.
- Straight spout has 7" reach and can swivel 360 degrees.
- 1.7 gpm maximum flow rate with aerated tip.
- 1/4 turn ceramic disk valve cartridges.
- Ergonomic dual lever handles.
- Resistant to reverse osmosis water.
- Made from eco-friendly solid brass.
- Removable aerator tip for easy cleaning.
- 3/8" compression connections.
- Reinforced braided connection hoses.
- Lifetime functional warranty.
- Made in the USA.



1800

TOWSON BAR FAUCET / CROSS HANDLES

LIST PRICES:

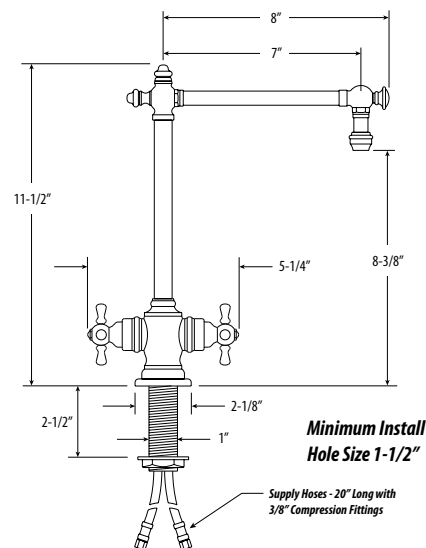
GRP 1	1150
GRP 2	1211
SS	N/A

MEETS THE FOLLOWING:

- ASME A112.18.1
- CSA B125.1
- NSF 61, 372
- CALGreen

FEATURES:

- Perfect for wet bars, kitchen islands and entertainment areas.
- Part of the traditional Towson Suite.
- Straight spout has 7" reach and can swivel 360 degrees.
- 1.7 gpm maximum flow rate with aerated tip.
- 1/4 turn ceramic disk valve cartridges.
- Ergonomic dual cross handles.
- Resistant to reverse osmosis water.
- Made from eco-friendly solid brass.
- Removable aerator tip for easy cleaning.
- 3/8" compression connections.
- Reinforced braided connection hoses.
- Lifetime functional warranty.
- Made in the USA.



1850

FINISH GROUPINGS

GROUP 1: AB, ABZ, CH, ORB, SC, TB, WB

GROUP 2: AC, AMB, AP, BLN, CB, CHB, CLZ, DAB, DAC, DAMB, DAP, GB, GR, MB, PB, PC, PN, RS, SB, SN, UPB, VB, WC

PRECIOUS METALS: PG, SG (EMAIL FOR PRICING: wscustomerpo@waterstoneco.com)

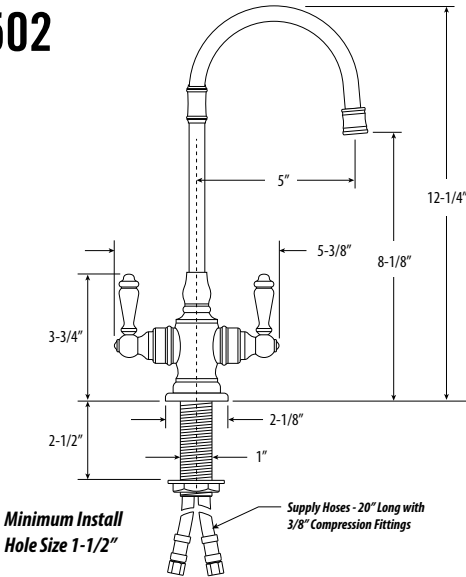
STAINLESS STEEL: SS (CONTEMPORARY ONLY)

STANDARD SPLIT FINISH: +10% OF HIGHER GROUP PRICE

WSRPL-090119

Bar Faucets

1502



PEMBROKE BAR FAUCET / LEVER HANDLES

LIST PRICES:

GRP 1	864
GRP 2	910
SS	N/A

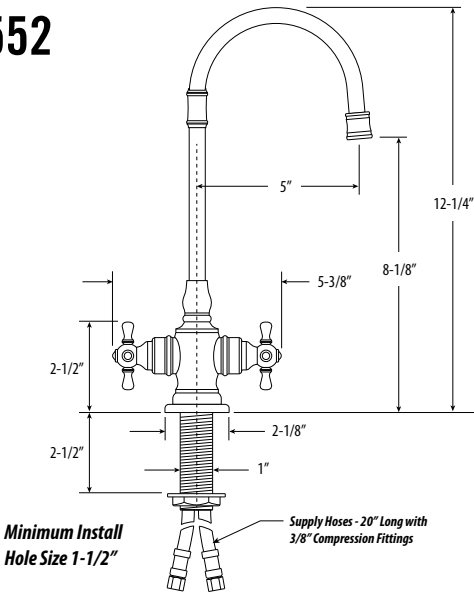
MEETS THE FOLLOWING:

- ASME A112.18.1
- CSA B125.1
- NSF 61, 372
- CALGreen
- ADA compliant

FEATURES:

- Perfect compliment to all traditional PLP Pulldown Faucets.
- Ideal for wet bars, kitchen islands and entertainment areas.
- C-spout has 5" reach and can swivel 360 degrees.
- 1.7 gpm maximum flow rate with aerated tip.
- 1/4 turn ceramic disk valve cartridges.
- Ergonomic dual lever handles.
- Resistant to reverse osmosis water.
- Made from eco-friendly solid brass.
- Removable aerator tip for easy cleaning.
- 3/8" compression connections.
- Reinforced braided connection hoses.
- Lifetime functional warranty.
- Made in the USA.

1552



PEMBROKE BAR FAUCET / CROSS HANDLES

LIST PRICES:

GRP 1	903
GRP 2	951
SS	N/A

MEETS THE FOLLOWING:

- ASME A112.18.1
- CSA B125.1
- NSF 61, 372
- CALGreen

FEATURES:

- Perfect compliment to all traditional PLP Pulldown Faucets.
- Ideal for wet bars, kitchen islands and entertainment areas.
- C-spout has 5" reach and can swivel 360 degrees.
- 1.7 gpm maximum flow rate with aerated tip.
- 1/4 turn ceramic disk valve cartridges.
- Ergonomic dual cross handles.
- Resistant to reverse osmosis water.
- Made from solid brass.
- Removable aerator tip for easy cleaning.
- 3/8" compression connections.
- Reinforced braided connection hoses.
- Lifetime functional warranty.
- Made in the USA.

FINISH GROUPINGS

GROUP 1: AB, ABZ, CH, ORB, SC, TB, WB

GROUP 2: AC, AMB, AP, BLN, CB, CHB, CLZ, DAB, DAC, DAMB, DAP, GB, GR, MB, PB, PC, PN, RS, SB, SN, UPB, VB, WC

PRECIOUS METALS: PG, SG (EMAIL FOR PRICING: wscustomerpo@waterstoneco.com)
STAINLESS STEEL: SS (CONTEMPORARY ONLY)

STANDARD SPLIT FINISH: +10% OF HIGHER GROUP PRICE

WSRPL-090119

PARCHE BAR FAUCET

1600

LIST PRICES:

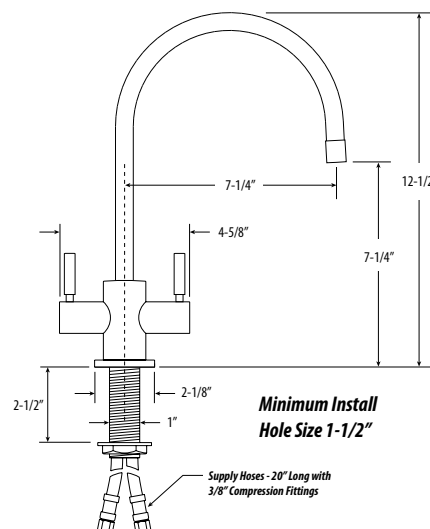
GRP 1	821
GRP 2	865
SS	1015

MEETS THE FOLLOWING:

- ASME A112.18.1
- CSA B125.1
- NSF 61, 372
- CALGreen
- ADA Compliant

FEATURES:

- Ideal for wet bars, kitchen islands and entertainment areas.
- Part of the contemporary Parche Suite.
- C-spout has 7-1/4" reach and can swivel 360 degrees.
- 1.7 gpm maximum flow rate with aerated tip.
- 1/4 turn ceramic disk valve cartridges.
- Ergonomic dual lever handles.
- Resistant to reverse osmosis water.
- Made from eco-friendly solid brass or 316 stainless steel.
- Removable aerator tip for easy cleaning.
- 3/8" compression connections.
- Reinforced braided connection hoses.
- Lifetime functional warranty.
- Made in the USA.



FULTON BAR FAUCET

1625

LIST PRICES:

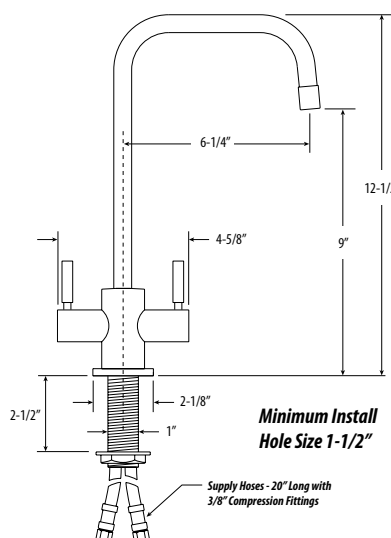
GRP 1	832
GRP 2	876
SS	1045

MEETS THE FOLLOWING:

- ASME A112.18.1
- CSA B125.1
- NSF 61, 372
- CALGreen
- ADA Compliant

FEATURES:

- Ideal for wet bars, kitchen islands and entertainment areas.
- Part of the contemporary Fulton Suite.
- 2 bend U-spout has 6-1/4" reach and can swivel 360 degrees.
- 1.7 gpm maximum flow rate with aerated tip.
- 1/4 turn ceramic disk valve cartridges.
- Ergonomic dual lever handles.
- Resistant to reverse osmosis water.
- Made from eco-friendly solid brass or 316 stainless steel.
- Removable aerator tip for easy cleaning.
- 3/8" compression connections.
- Reinforced braided connection hoses.
- Lifetime functional warranty.
- Made in the USA.



HUNLEY BAR FAUCET

2500

LIST PRICES:

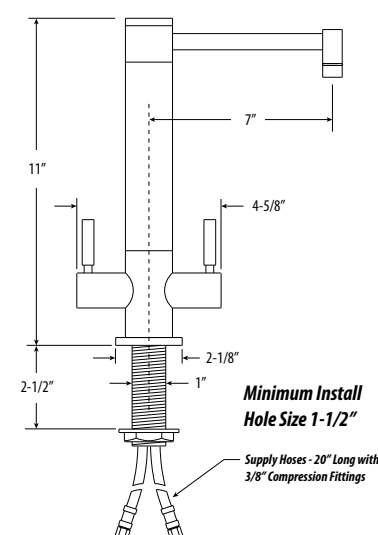
GRP 1	1105
GRP 2	1163
SS	1369

MEETS THE FOLLOWING:

- ASME A112.18.1
- CSA B125.1
- NSF 61, 372
- CALGreen
- ADA Compliant

FEATURES:

- Ideal for wet bars, kitchen islands and entertainment areas.
- Part of the contemporary Hunley Suite.
- Straight spout has 7" reach and can swivel 360 degrees.
- 1.7 gpm maximum flow rate with aerated tip.
- 1/4 turn ceramic disk valve cartridges.
- Ergonomic dual lever handles.
- Resistant to reverse osmosis water.
- Made from eco-friendly solid brass or 316 stainless steel.
- Removable aerator tip for easy cleaning.
- 3/8" compression connections.
- Reinforced braided connection hoses.
- Lifetime functional warranty.
- Made in the USA.



FINISH GROUPINGS

GROUP 1: AB, ABZ, CH, ORB, SC, TB, WB

GROUP 2: AC, AMB, AP, BLN, CB, CHB, CLZ, DAB, DAC, DAMB, DAP, GB, GR, MB, PB, PC, PN, RS, SB, SN, UPB, VB, WC

PRECIOUS METALS: PG, SG (EMAIL FOR PRICING: wscustomerpo@waterstoneco.com)

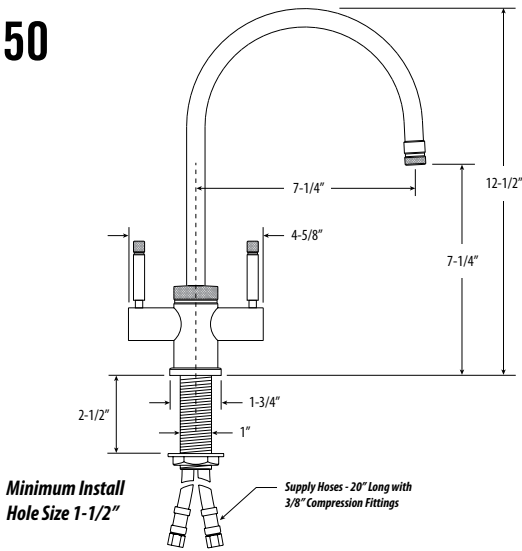
STAINLESS STEEL: SS (CONTEMPORARY ONLY)

STANDARD SPLIT FINISH: +10% OF HIGHER GROUP PRICE

WSRPL-090119

Bar Faucets

1650



INDUSTRIAL BAR FAUCET / C-SPOUT

LIST PRICES:

GRP 1	903
GRP 2	951
SS	1228

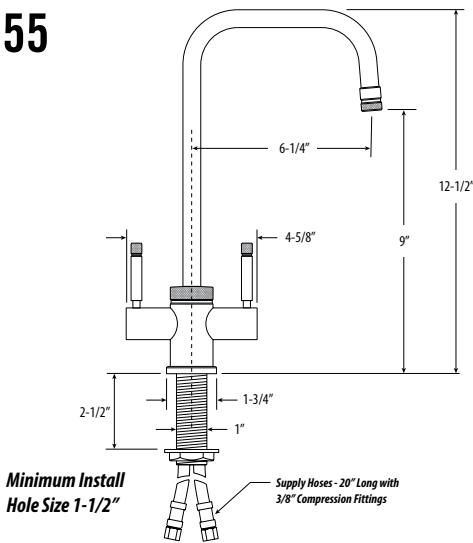
MEETS THE FOLLOWING:

- ASME A112.18.1
- CSA B125.1
- NSF 61, 372
- CALGreen
- ADA Compliant

FEATURES:

- Ideal for wet bars, kitchen islands and entertainment areas.
- Modern knurling gives it an industrial look.
- C-spout has 7-1/4" reach and can swivel 360 degrees.
- 1.7 gpm maximum flow rate with aerated tip.
- 1/4 turn ceramic disk valve cartridges.
- Ergonomic dual lever handles.
- Resistant to reverse osmosis water.
- Made from eco-friendly solid brass or 316 stainless steel.
- Removable aerator tip for easy cleaning.
- 3/8" compression connections.
- Reinforced braided connection hoses.
- Lifetime functional warranty.
- Made in the USA.

1655



INDUSTRIAL BAR FAUCET / 2 BEND U-SPOUT

LIST PRICES:

GRP 1	914
GRP 2	963
SS	1265

MEETS THE FOLLOWING:

- ASME A112.18.1
- CSA B125.1
- NSF 61, 372
- CALGreen
- ADA Compliant

FEATURES:

- Ideal for wet bars, kitchen islands and entertainment areas.
- Modern knurling gives it an industrial look.
- 2 bend U-spout has 6-1/4" reach and can swivel 360 degrees.
- 1.7 gpm maximum flow rate with aerated tip.
- 1/4 turn ceramic disk valve cartridges.
- Ergonomic dual lever handles.
- Resistant to reverse osmosis water.
- Made from eco-friendly solid brass or 316 stainless steel.
- Removable aerator tip for easy cleaning.
- 3/8" compression connections.
- Reinforced braided connection hoses.
- Lifetime functional warranty.
- Made in the USA.

FINISH GROUPINGS

GROUP 1: AB, ABZ, CH, ORB, SC, TB, WB

GROUP 2: AC, AMB, AP, BLN, CB, CHB, CLZ, DAB, DAC, DAMB, DAP, GB, GR, MB, PB, PC, PN, RS, SB, SN, UPB, VB, WC

PRECIOUS METALS: PG, SG (EMAIL FOR PRICING: wscustomerpo@waterstoneco.com)

STAINLESS STEEL: SS (CONTEMPORARY ONLY)

STANDARD SPLIT FINISH: +10% OF HIGHER GROUP PRICE

WSRPL-090119

ANNAPOLIS COLD ONLY FILTRATION FAUCET / LEVER HANDLE

LIST PRICES:

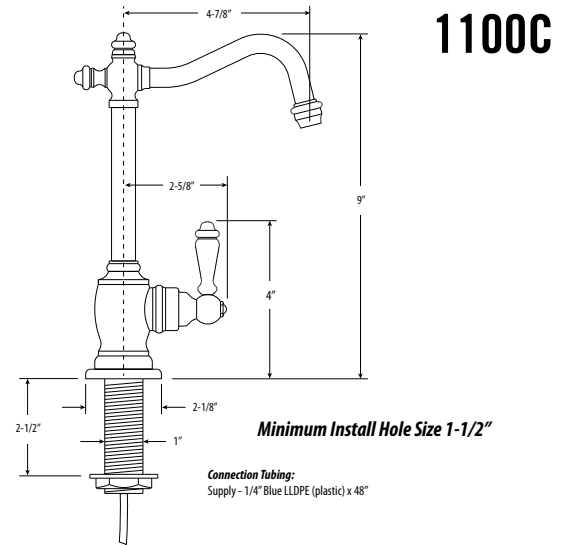
GRP 1	676
GRP 2	712
SS	N/A

MEETS THE FOLLOWING:

- ASME A112.18.1
- CSA B125.1
- NSF 61, 372
- CALGreen
- ADA Compliant

FEATURES:

- Cold filtered water on demand.
- For use with Waterstone Filtration System.
- Part of the traditional Annapolis Suite.
- Hook spout has 4-7/8" reach and can swivel 360 degrees.
- 1.1 gpm maximum flow rate.
- Ergonomic single lever handle.
- Resistant to reverse osmosis water.
- Made from eco-friendly solid brass.
- 1/4 turn ceramic disk valve cartridge.
- 1/4" compression connection.
- Lifetime functional warranty.
- Made in the USA.



ANNAPOLIS HOT ONLY FILTRATION FAUCET / LEVER HANDLE

LIST PRICES:

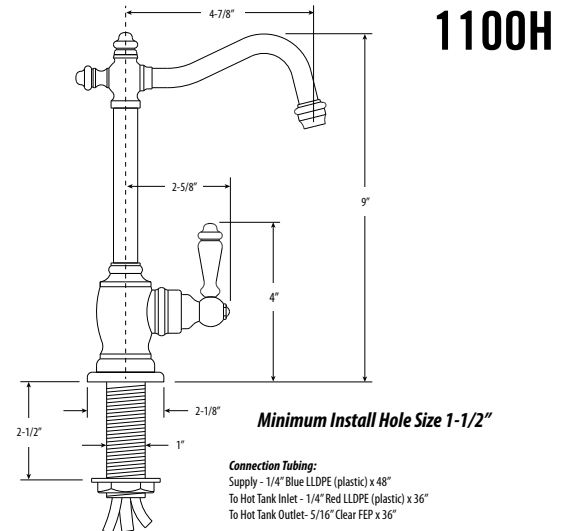
GRP 1	703
GRP 2	741
SS	N/A

MEETS THE FOLLOWING:

- ASME A112.18.1
- CSA B125.1
- NSF 61, 372
- CALGreen
- ADA Compliant

FEATURES:

- Instant hot water on demand.
- For use with Waterstone Insta-Hot System.
- Part of the traditional Annapolis Suite.
- Hook spout has 4-7/8" reach and can swivel 360 degrees.
- 1.1 gpm maximum flow rate.
- Ergonomic single lever handle.
- Resistant to reverse osmosis water.
- Made from eco-friendly solid brass.
- 1/4 turn ceramic disk valve cartridge.
- Lifetime functional warranty.
- Made in the USA.



ANNAPOLIS HOT AND COLD FILTRATION FAUCET / LEVER HANDLES

LIST PRICES:

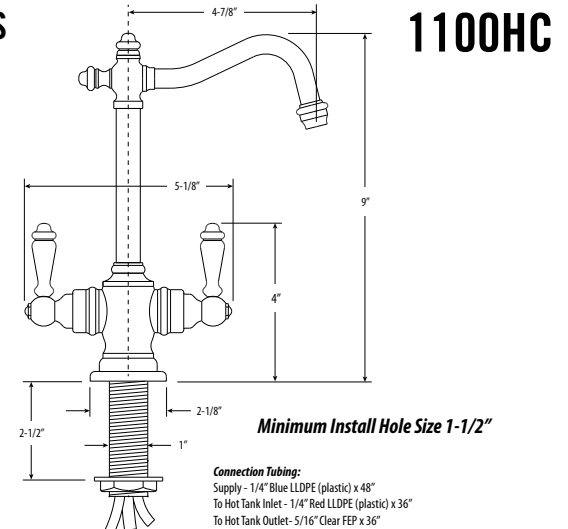
GRP 1	790
GRP 2	832
SS	N/A

MEETS THE FOLLOWING:

- ASME A112.18.1
- CSA B125.1
- NSF 61, 372
- CALGreen
- ADA Compliant

FEATURES:

- Hot and cold filtered water on demand.
- For use with Waterstone Ultimate Filtration System.
- Part of the traditional Annapolis Suite.
- Hook spout has 4-7/8" reach and can swivel 360 degrees.
- 1.1 gpm maximum flow rate.
- Ergonomic dual lever handles.
- Resistant to reverse osmosis water.
- Made from eco-friendly solid brass.
- 1/4 turn ceramic disk valve cartridges.
- Lifetime functional warranty.
- Made in the USA.



FINISH GROUPINGS

GROUP 1: AB, ABZ, CH, ORB, SC, TB, WB

GROUP 2: AC, AMB, AP, BLN, CB, CHB, CLZ, DAB, DAC, DAMB, DAP, GB, GR, MB, PB, PC, PN, RS, SB, SN, UPB, VB, WC

PRECIOUS METALS: PG, SG (EMAIL FOR PRICING: wscustomerpo@waterstoneco.com)

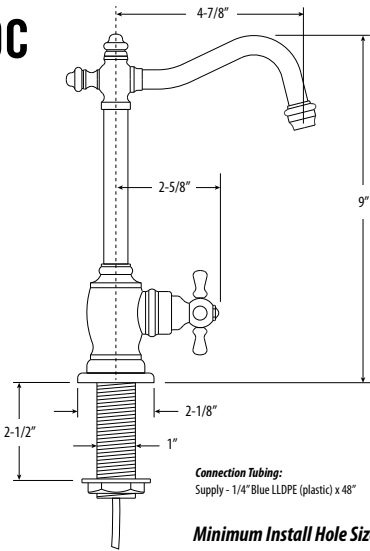
STAINLESS STEEL: SS (CONTEMPORARY ONLY)

STANDARD SPLIT FINISH: +10% OF HIGHER GROUP PRICE

WSRPL-090119

Filtration Faucets

1150C



Connection Tubing:
Supply - 1/4" Blue LLDPE (plastic) x 48"

Minimum Install Hole Size 1-1/2"

ANNAPOLIS COLD ONLY FILTRATION FAUCET / CROSS HANDLE

LIST PRICES:

GRP 1	709
GRP 2	744
SS	N/A

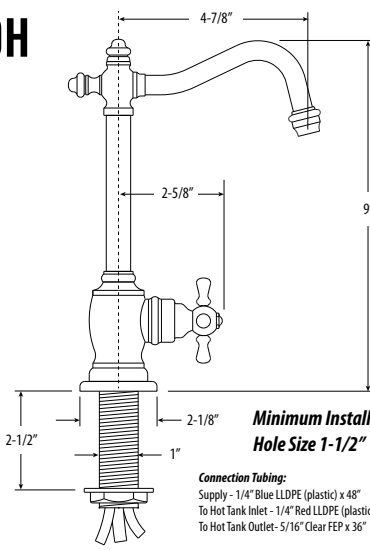
FEATURES:

- Cold filtered water on demand.
- For use with Waterstone Filtration System.
- Part of the traditional Annapolis Suite.
- Hook spout has 4-7/8" reach and can swivel 360 degrees.
- 1.1 gpm maximum flow rate.
- Ergonomic single cross handle.
- Resistant to reverse osmosis water.
- Made from eco-friendly solid brass.
- 1/4 turn ceramic disk valve cartridge.
- 1/4" compression connection.
- Lifetime functional warranty.
- Made in the USA.

MEETS THE FOLLOWING:

- ASME A112.18.1
- CSA B125.1
- NSF 61, 372
- CALGreen

1150H



Minimum Install Hole Size 1-1/2"

Connection Tubing:
Supply - 1/4" Blue LLDPE (plastic) x 48"
To Hot Tank Inlet - 1/4" Red LLDPE (plastic) x 36"
To Hot Tank Outlet - 5/16" Clear FEP x 36"

ANNAPOLIS HOT ONLY FILTRATION FAUCET / CROSS HANDLE

LIST PRICES:

GRP 1	730
GRP 2	769
SS	N/A

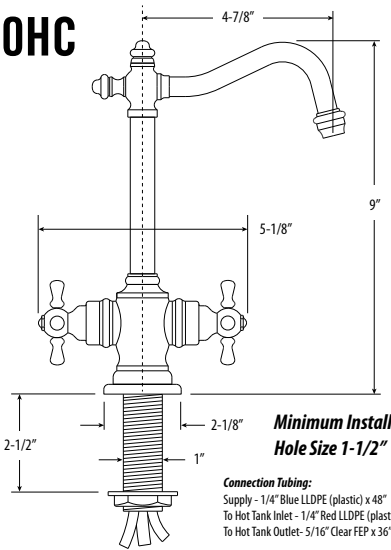
FEATURES:

- Instant hot water on demand.
- For use with Waterstone Insta-Hot System.
- Part of the traditional Annapolis Suite.
- Hook spout has 4-7/8" reach and can swivel 360 degrees.
- 1.1 gpm maximum flow rate.
- Ergonomic single cross handle.
- Resistant to reverse osmosis water.
- Made from eco-friendly solid brass.
- 1/4 turn ceramic disk valve cartridge.
- Lifetime functional warranty.
- Made in the USA.

MEETS THE FOLLOWING:

- ASME A112.18.1
- CSA B125.1
- NSF 61, 372
- CALGreen

1150HC



Minimum Install Hole Size 1-1/2"

Connection Tubing:
Supply - 1/4" Blue LLDPE (plastic) x 48"
To Hot Tank Inlet - 1/4" Red LLDPE (plastic) x 36"
To Hot Tank Outlet - 5/16" Clear FEP x 36"

ANNAPOLIS HOT AND COLD FILTRATION FAUCET / CROSS HANDLES

LIST PRICES:

GRP 1	819
GRP 2	861
SS	N/A

FEATURES:

- Hot and cold filtered water on demand.
- For use with Waterstone Ultimate Filtration System.
- Part of the traditional Annapolis Suite.
- Hook spout has 4-7/8" reach and can swivel 360 degrees.
- 1.1 gpm maximum flow rate.
- Ergonomic dual cross handles.
- Resistant to reverse osmosis water.
- Made from eco-friendly solid brass.
- 1/4 turn ceramic disk valve cartridges.
- Lifetime functional warranty.
- Made in the USA.

MEETS THE FOLLOWING:

- ASME A112.18.1
- CSA B125.1
- NSF 61, 372
- CALGreen

FINISH GROUPINGS

- GROUP 1: AB, ABZ, CH, ORB, SC, TB, WB
GROUP 2: AC, AMB, AP, BLN, CB, CHB, CLZ, DAB, DAC, DAMB, DAP, GB, GR, MB, PB, PC, PN, RS, SB, SN, UPB, VB, WC

- PRECIOUS METALS: PG, SG (EMAIL FOR PRICING: wscustomerpo@waterstoneco.com)
STAINLESS STEEL: SS (CONTEMPORARY ONLY)
STANDARD SPLIT FINISH: +10% OF HIGHER GROUP PRICE

HAMPTON COLD ONLY FILTRATION FAUCET / LEVER HANDLE

1200C

LIST PRICES:

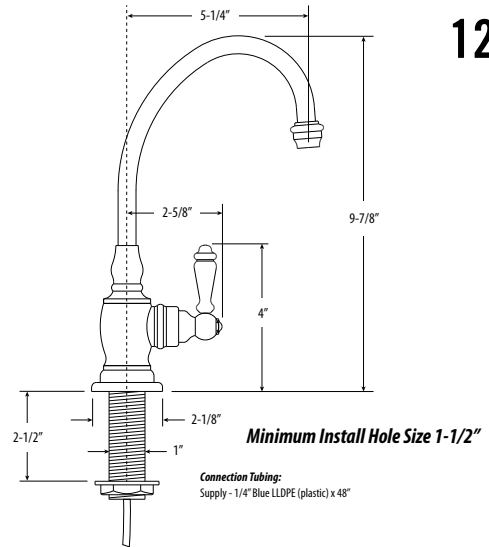
GRP 1	612
GRP 2	644
SS	N/A

MEETS THE FOLLOWING:

- ASME A112.18.1
- CSA B125.1
- NSF 61, 372
- CALGreen
- ADA Compliant

FEATURES:

- Cold filtered water on demand.
- For use with Waterstone Filtration System.
- Part of the traditional Hampton Suite.
- C-spout has 5-1/4" reach and can swivel 360 degrees.
- 1.1 gpm maximum flow rate.
- Ergonomic single lever handle.
- Resistant to reverse osmosis water.
- Made from eco-friendly solid brass.
- 1/4 turn ceramic disk valve cartridge.
- 1/4" compression connection.
- Lifetime functional warranty.
- Made in the USA.



HAMPTON HOT ONLY FILTRATION FAUCET / LEVER HANDLE

1200H

LIST PRICES:

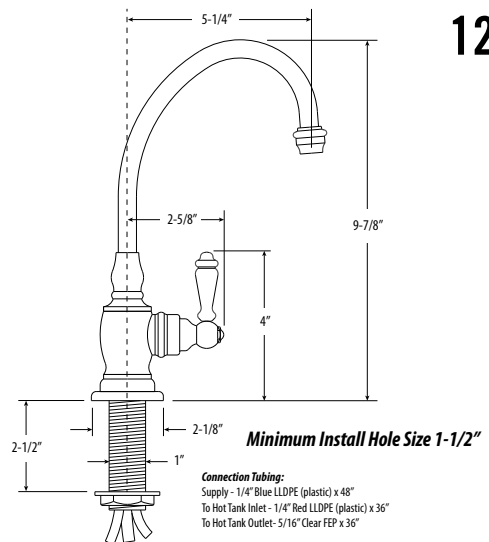
GRP 1	654
GRP 2	688
SS	N/A

MEETS THE FOLLOWING:

- ASME A112.18.1
- CSA B125.1
- NSF 61, 372
- CALGreen
- ADA Compliant

FEATURES:

- Instant hot water on demand.
- For use with Waterstone Insta-Hot System.
- Part of the traditional Hampton Suite.
- C-spout has 5-1/4" reach and can swivel 360 degrees.
- 1.1 gpm maximum flow rate.
- Ergonomic single lever handle.
- Resistant to reverse osmosis water.
- Made from eco-friendly solid brass.
- 1/4 turn ceramic disk valve cartridge.
- Lifetime functional warranty.
- Made in the USA.



HAMPTON HOT AND COLD FILTRATION FAUCET / LEVER HANDLES

1200HC

LIST PRICES:

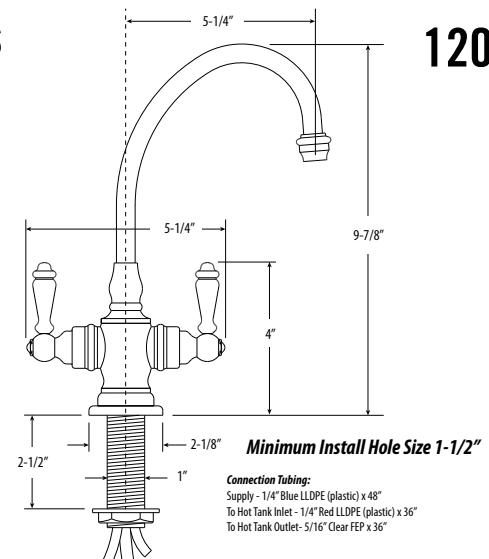
GRP 1	741
GRP 2	780
SS	N/A

MEETS THE FOLLOWING:

- ASME A112.18.1
- CSA B125.1
- NSF 61, 372
- CALGreen
- ADA Compliant

FEATURES:

- Hot and cold filtered water on demand.
- For use with Waterstone Ultimate Filtration System.
- Part of the traditional Hampton Suite.
- C-spout has 5-1/4" reach and can swivel 360 degrees.
- 1.1 gpm maximum flow rate.
- Ergonomic dual lever handles.
- Resistant to reverse osmosis water.
- Made from eco-friendly solid brass.
- 1/4 turn ceramic disk valve cartridges.
- Lifetime functional warranty.
- Made in the USA.



FINISH GROUPINGS

GROUP 1: AB, ABZ, CH, ORB, SC, TB, WB

GROUP 2: AC, AMB, AP, BLN, CB, CHB, CLZ, DAB, DAC, DAMB, DAP, GB, GR, MB, PB, PC, PN, RS, SB, SN, UPB, VB, WC

PRECIOUS METALS: PG, SG (EMAIL FOR PRICING: wscustomerpo@waterstoneco.com)

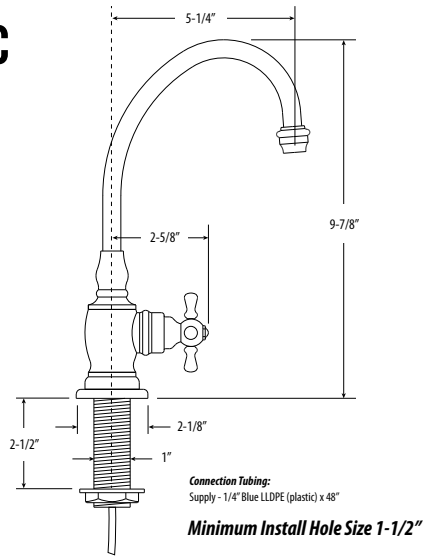
STAINLESS STEEL: SS (CONTEMPORARY ONLY)

STANDARD SPLIT FINISH: +10% OF HIGHER GROUP PRICE

WSRPL-090119

Filtration Faucets

1250C



HAMPTON COLD ONLY FILTRATION FAUCET / CROSS HANDLE

LIST PRICES:

GRP 1	641
GRP 2	675
SS	N/A

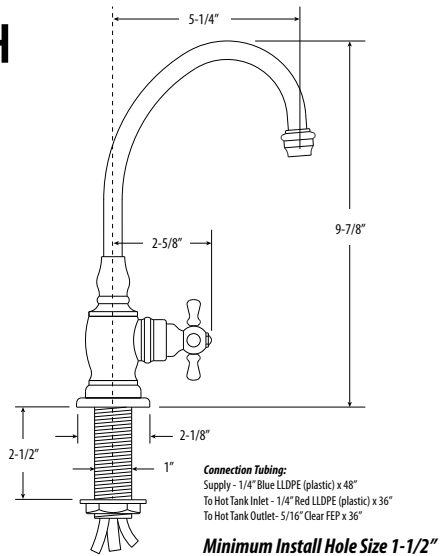
FEATURES:

- Cold filtered water on demand.
- For use with Waterstone Filtration System.
- Part of the traditional Hampton Suite.
- C-spout has 5-1/4" reach and can swivel 360 degrees.
- 1.1 gpm maximum flow rate.
- Ergonomic single cross handle.
- Resistant to reverse osmosis water.
- Made from eco-friendly solid brass.
- 1/4 turn ceramic disk valve cartridge.
- 1/4" compression connection.
- Lifetime functional warranty.
- Made in the USA.

MEETS THE FOLLOWING:

- ASME A112.18.1
- CSA B125.1
- NSF 61, 372
- CALGreen

1250H



HAMPTON HOT ONLY FILTRATION FAUCET / CROSS HANDLE

LIST PRICES:

GRP 1	681
GRP 2	717
SS	N/A

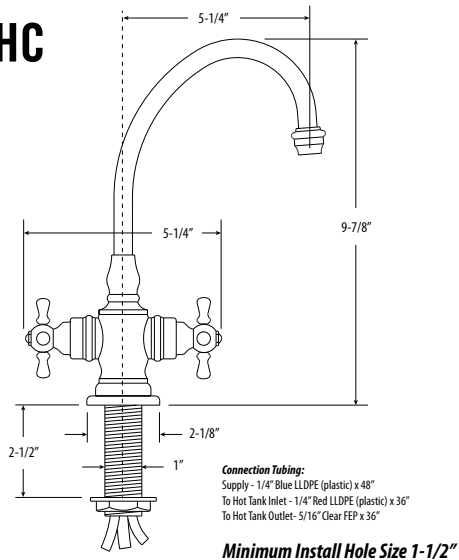
FEATURES:

- Instant hot water on demand.
- For use with Waterstone Insta-Hot System.
- Part of the traditional Hampton Suite.
- C-spout has 5-1/4" reach and can swivel 360 degrees.
- 1.1 gpm maximum flow rate.
- Ergonomic single cross handle.
- Resistant to reverse osmosis water.
- Made from solid brass.
- 1/4 turn ceramic disk valve cartridge.
- Lifetime functional warranty.
- Made in the USA.

MEETS THE FOLLOWING:

- ASME A112.18.1
- CSA B125.1
- NSF 61, 372
- CALGreen

1250HC



HAMPTON HOT AND COLD FILTRATION FAUCET / CROSS HANDLES

LIST PRICES:

GRP 1	768
GRP 2	809
SS	N/A

FEATURES:

- Hot and cold filtered water on demand.
- For use with Waterstone Ultimate Filtration System.
- Part of the traditional Hampton Suite.
- C-spout has 5-1/4" reach and can swivel 360 degrees.
- 1.1 gpm maximum flow rate.
- Ergonomic dual cross handles.
- Resistant to reverse osmosis water.
- Made from eco-friendly solid brass.
- 1/4 turn ceramic disk valve cartridges.
- Lifetime functional warranty.
- Made in the USA.

MEETS THE FOLLOWING:

- ASME A112.18.1
- CSA B125.1
- NSF 61, 372
- CALGreen

FINISH GROUPINGS

- GROUP 1: AB, ABZ, CH, ORB, SC, TB, WB
GROUP 2: AC, AMB, AP, BLN, CB, CHB, CLZ, DAB, DAC, DAMB, DAP, GB, GR, MB, PB, PC, PN, RS, SB, SN, UPB, VB, WC

- PRECIOUS METALS: PG, SG (EMAIL FOR PRICING: wscustomerpo@waterstoneco.com)
STAINLESS STEEL: SS (CONTEMPORARY ONLY)
STANDARD SPLIT FINISH: +10% OF HIGHER GROUP PRICE

Filtration Faucets

PEMBROKE COLD ONLY FILTRATION FAUCET / LEVER HANDLE

1202C

LIST PRICES:

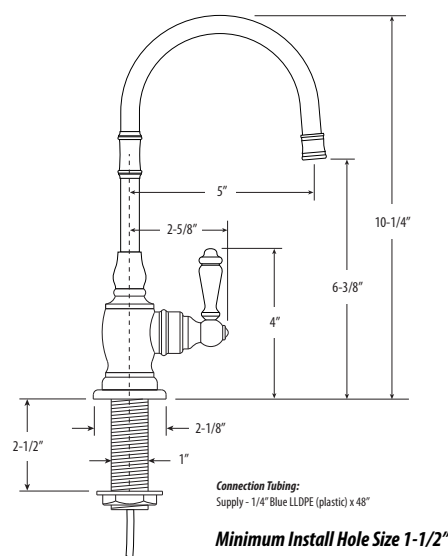
GRP 1	679
GRP 2	715
SS	N/A

MEETS THE FOLLOWING:

- ASME A112.18.1
- CSA B125.1
- NSF 61, 372
- CALGreen
- ADA Compliant

FEATURES:

- Perfect compliment to all traditional PLP Pulldown Faucets.
- Cold filtered water on demand.
- For use with Waterstone Filtration System.
- C-spout has 5" reach and can swivel 360 degrees.
- 1.1 gpm maximum flow rate.
- Ergonomic single lever handle.
- Resistant to reverse osmosis water.
- Made from eco-friendly solid brass.
- 1/4 turn ceramic disk valve cartridge.
- 1/4" compression connection.
- Lifetime functional warranty.
- Made in the USA.



PEMBROKE HOT ONLY FILTRATION FAUCET / LEVER HANDLE

1202H

LIST PRICES:

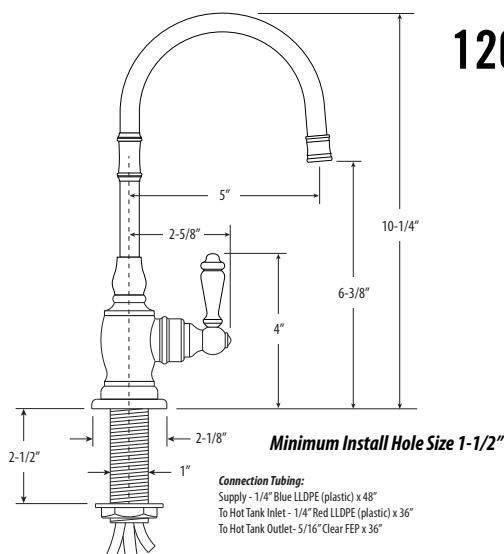
GRP 1	738
GRP 2	777
SS	N/A

MEETS THE FOLLOWING:

- ASME A112.18.1
- CSA B125.1
- NSF 61, 372
- CALGreen
- ADA Compliant

FEATURES:

- Perfect compliment to all traditional PLP Pulldown Faucets.
- Instant hot water on demand.
- For use with Waterstone Insta-Hot System.
- C-spout has 5" reach and can swivel 360 degrees.
- 1.1 gpm maximum flow rate.
- Ergonomic single lever handle.
- Resistant to reverse osmosis water.
- Made from eco-friendly solid brass.
- 1/4 turn ceramic disk valve cartridge.
- Lifetime functional warranty.
- Made in the USA.



PEMBROKE HOT AND COLD FILTRATION FAUCET / LEVER HANDLES

1202HC

LIST PRICES:

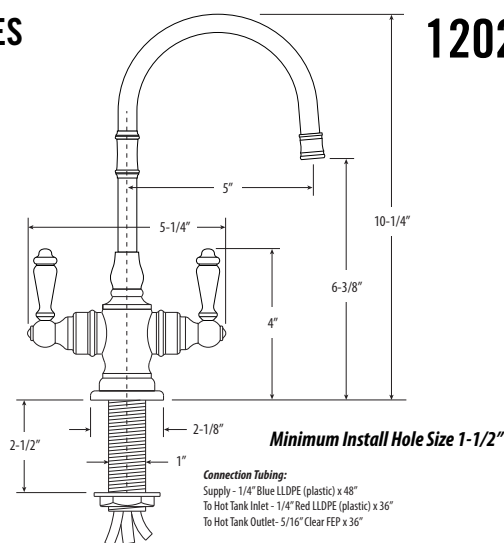
GRP 1	829
GRP 2	873
SS	N/A

MEETS THE FOLLOWING:

- ASME A112.18.1
- CSA B125.1
- NSF 61, 372
- CALGreen
- ADA Compliant

FEATURES:

- Perfect compliment to all traditional PLP Pulldown Faucets.
- Hot and cold filtered water on demand.
- For use with Waterstone Ultimate Filtration System.
- C-spout has 5" reach and can swivel 360 degrees.
- 1.1 gpm maximum flow rate.
- Ergonomic dual lever handles.
- Resistant to reverse osmosis water.
- Made from eco-friendly solid brass.
- 1/4 turn ceramic disk valve cartridges.
- Lifetime functional warranty.
- Made in the USA.



FINISH GROUPINGS

GROUP 1: AB, ABZ, CH, ORB, SC, TB, WB

GROUP 2: AC, AMB, AP, BLN, CB, CHB, CLZ, DAB, DAC, DAMB, DAP, GB, GR, MB, PB, PC, PN, RS, SB, SN, UPB, VB, WC

PRECIOUS METALS: PG, SG (EMAIL FOR PRICING: wscustomerpo@waterstoneco.com)

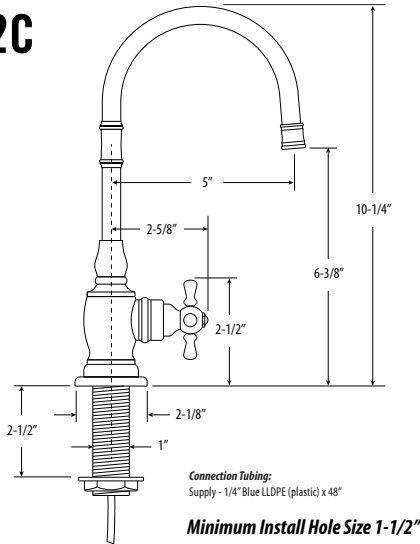
STAINLESS STEEL: SS (CONTEMPORARY ONLY)

STANDARD SPLIT FINISH: +10% OF HIGHER GROUP PRICE

WSRPL-090119

Filtration Faucets

1252C



PEMBROKE COLD ONLY FILTRATION FAUCET / CROSS HANDLE

LIST PRICES:

GRP 1	705
GRP 2	742
SS	N/A

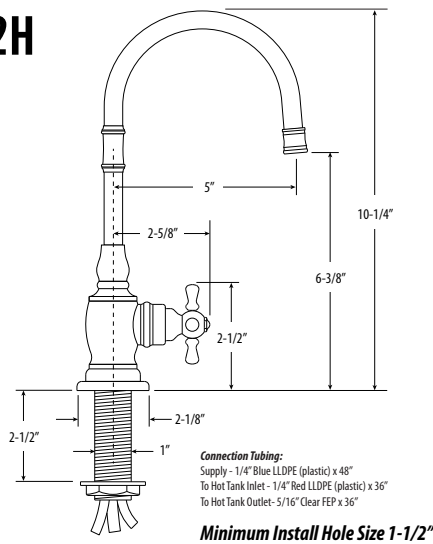
FEATURES:

- Perfect compliment to all traditional PLP Pulldown Faucets.
- Cold filtered water on demand.
- For use with Waterstone Filtration System.
- C-spout has 5" reach and can swivel 360 degrees.
- 1.1 gpm maximum flow rate.
- Ergonomic single cross handle.
- Resistant to reverse osmosis water.
- Made from eco-friendly solid brass.
- 1/4 turn ceramic disk valve cartridge.
- 1/4" compression connection.
- Lifetime functional warranty.
- Made in the USA.

MEETS THE FOLLOWING:

- ASME A112.18.1
- CSA B125.1
- NSF 61, 372
- CALGreen

1252H



PEMBROKE HOT ONLY FILTRATION FAUCET / CROSS HANDLE

LIST PRICES:

GRP 1	759
GRP 2	800
SS	N/A

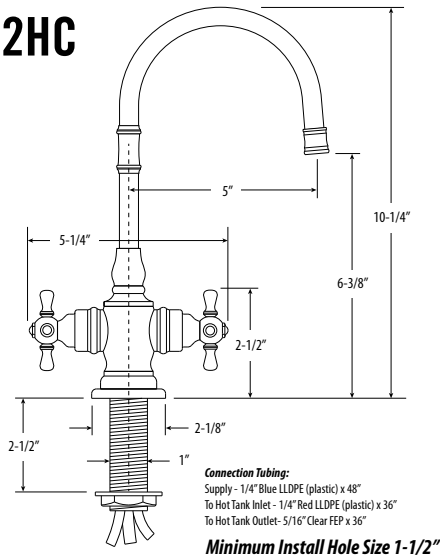
FEATURES:

- Perfect compliment to all traditional PLP Pulldown Faucets.
- Instant hot water on demand.
- For use with Waterstone Insta-Hot System.
- Part of the traditional Pembroke Suite.
- C-spout has 5" reach and can swivel 360 degrees.
- 1.1 gpm maximum flow rate.
- Ergonomic single cross handle.
- Resistant to reverse osmosis water.
- Made from eco-friendly solid brass.
- 1/4 turn ceramic disk valve cartridge.
- Lifetime functional warranty.
- Made in the USA.

MEETS THE FOLLOWING:

- ASME A112.18.1
- CSA B125.1
- NSF 61, 372
- CALGreen

1252HC



PEMBROKE HOT AND COLD FILTRATION FAUCET / CROSS HANDLES

LIST PRICES:

GRP 1	854
GRP 2	906
SS	N/A

FEATURES:

- Perfect compliment to all traditional PLP Pulldown Faucets.
- Hot and cold filtered water on demand.
- For use with Waterstone Ultimate Filtration System.
- C-spout has 5" reach and can swivel 360 degrees.
- 1.1 gpm maximum flow rate.
- Ergonomic dual cross handles.
- Resistant to reverse osmosis water.
- Made from eco-friendly solid brass.
- 1/4 turn ceramic disk valve cartridges.
- Lifetime functional warranty.
- Made in the USA.

MEETS THE FOLLOWING:

- ASME A112.18.1
- CSA B125.1
- NSF 61, 372
- CALGreen

FINISH GROUPINGS

GROUP 1: AB, ABZ, CH, ORB, SC, TB, WB

GROUP 2: AC, AMB, AP, BLN, CB, CHB, CLZ, DAB, DAC, DAMB, DAP, GB, GR, MB, PB, PC, PN, RS, SB, SN, UPB, VB, WC

PRECIOUS METALS: PG, SG (EMAIL FOR PRICING: wscustomerpo@waterstoneco.com)
STAINLESS STEEL: SS (CONTEMPORARY ONLY)
STANDARD SPLIT FINISH: +10% OF HIGHER GROUP PRICE

TOWSON COLD ONLY FILTRATION FAUCET / LEVER HANDLE

1700C

LIST PRICES:

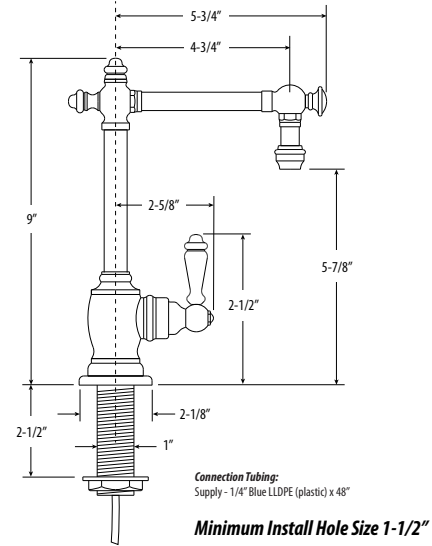
GRP 1	854
GRP 2	899
SS	N/A

MEETS THE FOLLOWING:

- ASME A112.18.1
- CSA B125.1
- NSF 61, 372
- CALGreen
- ADA Compliant

FEATURES:

- Cold filtered water on demand.
- For use with Waterstone Filtration System.
- Part of the traditional Towson Suite.
- Straight spout has 4-3/4" reach and can swivel 360 degrees.
- 1.1 gpm maximum flow rate.
- Ergonomic single lever handle.
- Resistant to reverse osmosis water.
- Made from eco-friendly solid brass.
- 1/4 turn ceramic disk valve cartridge.
- 1/4" compression connection.
- Lifetime functional warranty.
- Made in the USA.



TOWSON HOT ONLY FILTRATION FAUCET / LEVER HANDLE

1700H

LIST PRICES:

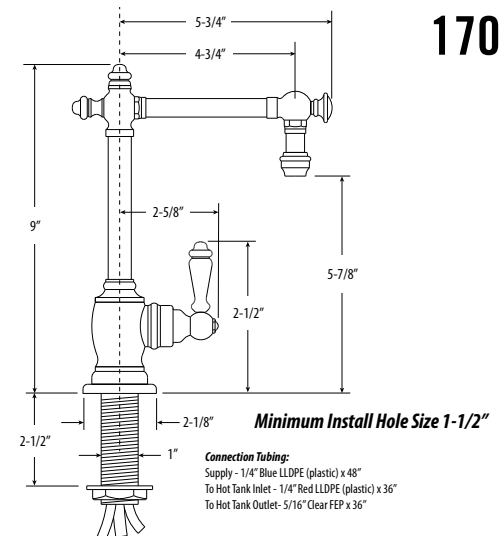
GRP 1	908
GRP 2	956
SS	N/A

MEETS THE FOLLOWING:

- ASME A112.18.1
- CSA B125.1
- NSF 61, 372
- CALGreen
- ADA Compliant

FEATURES:

- Instant hot water on demand.
- For use with Waterstone Insta-Hot System.
- Part of the traditional Towson Suite.
- Straight spout has 4-3/4" reach and can swivel 360 degrees.
- 1.1 gpm maximum flow rate.
- Ergonomic single lever handle.
- Resistant to reverse osmosis water.
- Made from eco-friendly solid brass.
- 1/4 turn ceramic disk valve cartridge.
- Lifetime functional warranty.
- Made in the USA.



TOWSON HOT AND COLD FILTRATION FAUCET / LEVER HANDLES

1700HC

LIST PRICES:

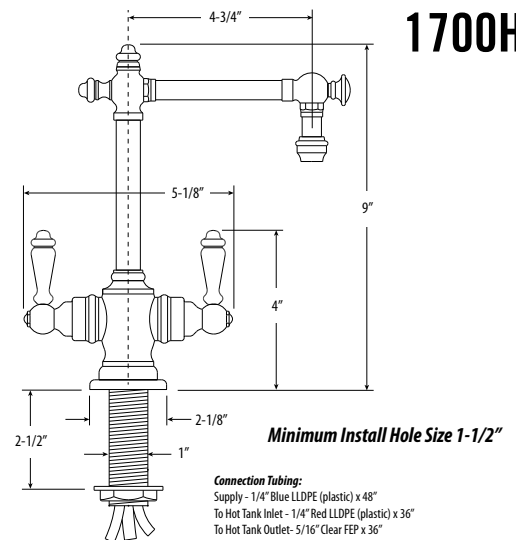
GRP 1	1007
GRP 2	1061
SS	N/A

MEETS THE FOLLOWING:

- ASME A112.18.1
- CSA B125.1
- NSF 61, 372
- CALGreen
- ADA Compliant

FEATURES:

- Hot and cold filtered water on demand.
- For use with Waterstone Ultimate Filtration System.
- Part of the traditional Towson Suite.
- Straight spout has 4-3/4" reach and can swivel 360 degrees.
- 1.1 gpm maximum flow rate.
- Ergonomic dual lever handles.
- Resistant to reverse osmosis water.
- Made from eco-friendly solid brass.
- 1/4 turn ceramic disk valve cartridges.
- Lifetime functional warranty.
- Made in the USA.



FINISH GROUPINGS

GROUP 1: AB, ABZ, CH, ORB, SC, TB, WB

GROUP 2: AC, AMB, AP, BLN, CB, CHB, CLZ, DAB, DAC, DAMB, DAP, GB, GR, MB, PB, PC, PN, RS, SB, SN, UPB, VB, WC

PRECIOUS METALS: PG, SG (EMAIL FOR PRICING: wscustomerpo@waterstoneco.com)

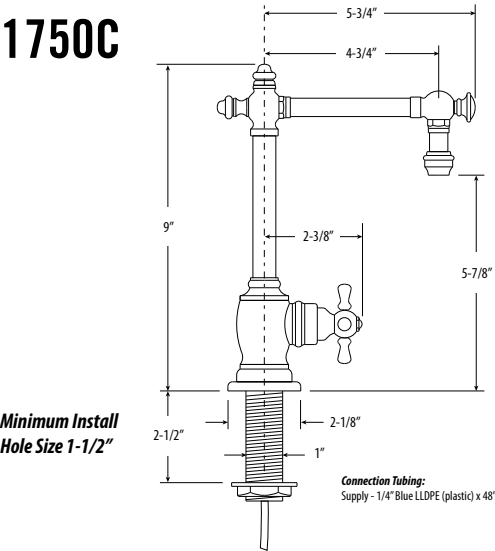
STAINLESS STEEL: SS (CONTEMPORARY ONLY)

STANDARD SPLIT FINISH: +10% OF HIGHER GROUP PRICE

WSRPL-090119

Filtration Faucets

1750C



TOWSON COLD ONLY FILTRATION FAUCET / CROSS HANDLE

LIST PRICES:

GRP 1	878
GRP 2	925
SS	N/A

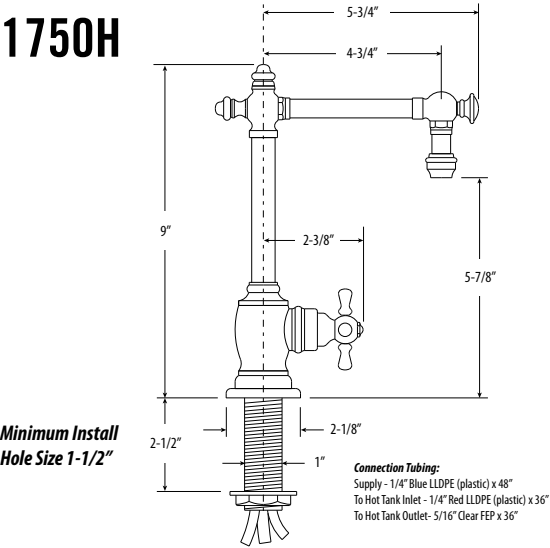
FEATURES:

- Cold filtered water on demand.
- For use with Waterstone Filtration System.
- Part of the traditional Towson Suite.
- Straight spout has 4-3/4" reach and can swivel 360 degrees.
- 1.1 gpm maximum flow rate.
- Ergonomic single cross handle.
- Resistant to reverse osmosis water.
- Made from eco-friendly solid brass.
- 1/4 turn ceramic disk valve cartridge.
- 1/4" compression connection.
- Lifetime functional warranty.
- Made in the USA.

MEETS THE FOLLOWING:

- ASME A112.18.1
- CSA B125.1
- NSF 61, 372
- CALGreen

1750H



TOWSON HOT ONLY FILTRATION FAUCET / CROSS HANDLE

LIST PRICES:

GRP 1	845
GRP 2	995
SS	N/A

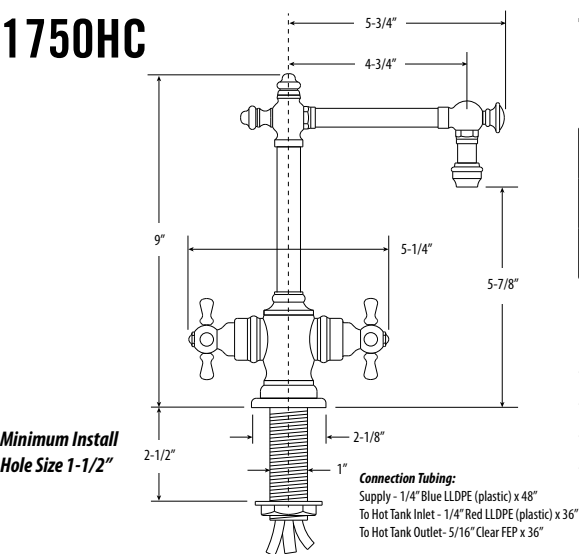
FEATURES:

- Instant hot water on demand.
- For use with Waterstone Insta-Hot System.
- Part of the traditional Towson Suite.
- Straight spout has 4-3/4" reach and can swivel 360 degrees.
- 1.1 gpm maximum flow rate.
- Ergonomic single cross handle.
- Resistant to reverse osmosis water.
- Made from eco-friendly solid brass.
- 1/4 turn ceramic disk valve cartridge.
- Lifetime functional warranty.
- Made in the USA.

MEETS THE FOLLOWING:

- ASME A112.18.1
- CSA B125.1
- NSF 61, 372
- CALGreen

1750HC



TOWSON HOT AND COLD FILTRATION FAUCET / CROSS HANDLES

LIST PRICES:

GRP 1	1083
GRP 2	1141
SS	N/A

FEATURES:

- Hot and cold filtered water on demand.
- For use with Waterstone Ultimate Filtration System.
- Part of the traditional Towson Suite.
- Straight spout has 4-3/4" reach and can swivel 360 degrees.
- 1.1 gpm maximum flow rate.
- Ergonomic dual cross handles.
- Resistant to reverse osmosis water.
- Made from eco-friendly solid brass.
- 1/4 turn ceramic disk valve cartridges.
- Lifetime functional warranty.
- Made in the USA.

MEETS THE FOLLOWING:

- ASME A112.18.1
- CSA B125.1
- NSF 61, 372
- CALGreen

FINISH GROUPINGS

- GROUP 1:** AB, ABZ, CH, ORB, SC, TB, WB
GROUP 2: AC, AMB, AP, BLN, CB, CHB, CLZ, DAB, DAC, DAMB, DAP, GB, GR, MB, PB, PC, PN, RS, SB, SN, UPB, VB, WC

- PRECIOUS METALS:** PG, SG (EMAIL FOR PRICING: wscustomerpo@waterstoneco.com)
STAINLESS STEEL: SS (CONTEMPORARY ONLY)
STANDARD SPLIT FINISH: +10% OF HIGHER GROUP PRICE

PARCHE COLD ONLY FILTRATION FAUCET

1400C

LIST PRICES:

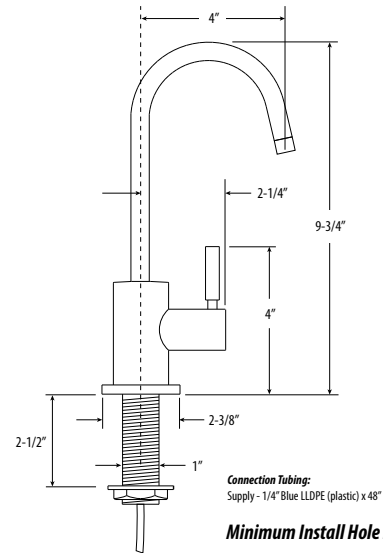
GRP 1	587
GRP 2	618
SS	769

MEETS THE FOLLOWING:

- ASME A112.18.1
- CSA B125.1
- NSF 61, 372
- CALGreen
- ADA Compliant

FEATURES:

- Cold filtered water on demand.
- For use with Waterstone Filtration System.
- Part of the contemporary Parche Suite.
- C-spout has 4" reach and can swivel 360 degrees.
- 1.1 gpm maximum flow rate.
- Ergonomic single lever handle.
- Resistant to reverse osmosis water.
- Made from eco-friendly solid brass or 316 stainless steel.
- 1/4 turn ceramic disk valve cartridge.
- 1/4" compression connection.
- Lifetime functional warranty.
- Made in the USA.



PARCHE HOT ONLY FILTRATION FAUCET

1400H

LIST PRICES:

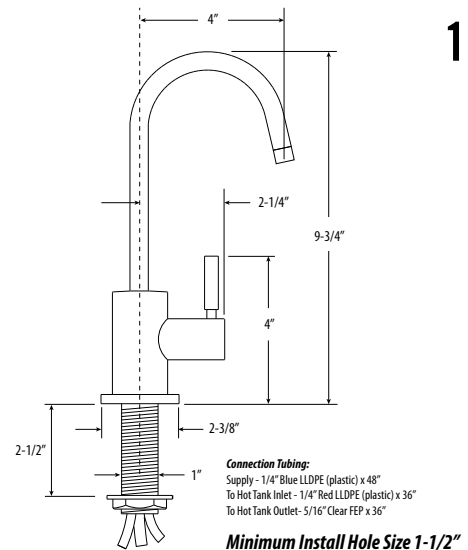
GRP 1	642
GRP 2	676
SS	830

MEETS THE FOLLOWING:

- ASME A112.18.1
- CSA B125.1
- NSF 61, 372
- CALGreen
- ADA Compliant

FEATURES:

- Instant hot water on demand.
- For use with Waterstone Insta-Hot System.
- Part of the contemporary Parche Suite.
- C-spout has 4" reach and can swivel 360 degrees.
- 1.1 gpm maximum flow rate.
- Ergonomic single lever handle.
- Resistant to reverse osmosis water.
- Made from eco-friendly solid brass or 316 stainless steel.
- 1/4 turn ceramic disk valve cartridge.
- Lifetime functional warranty.
- Made in the USA.



PARCHE HOT AND COLD FILTRATION FAUCET

1400HC

LIST PRICES:

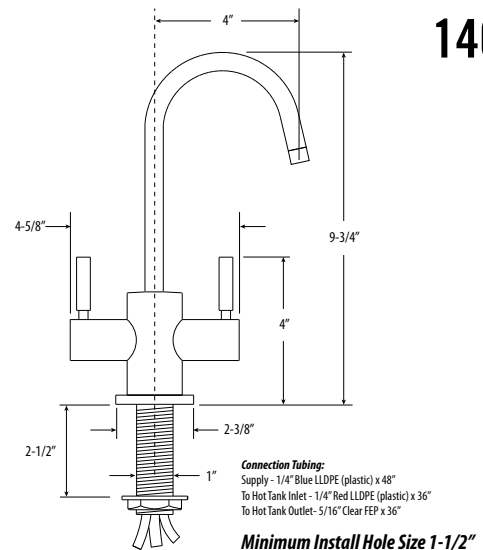
GRP 1	697
GRP 2	734
SS	892

MEETS THE FOLLOWING:

- ASME A112.18.1
- CSA B125.1
- NSF 61, 372
- CALGreen
- ADA Compliant

FEATURES:

- Hot and cold filtered water on demand.
- For use with Waterstone Ultimate Filtration System.
- Part of the contemporary Parche Suite.
- C-spout has 4" reach and can swivel 360 degrees.
- 1.1 gpm maximum flow rate.
- Ergonomic dual lever handles.
- Resistant to reverse osmosis water.
- Made from eco-friendly solid brass or 316 stainless steel.
- 1/4 turn ceramic disk valve cartridges.
- Lifetime functional warranty.
- Made in the USA.



FINISH GROUPINGS

GROUP 1: AB, ABZ, CH, ORB, SC, TB, WB

GROUP 2: AC, AMB, AP, BLN, CB, CHB, CLZ, DAB, DAC, DAMB, DAP, GB, GR, MB, PB, PC, PN, RS, SB, SN, UPB, VB, WC

PRECIOUS METALS: PG, SG (EMAIL FOR PRICING: wscustomerpo@waterstoneco.com)

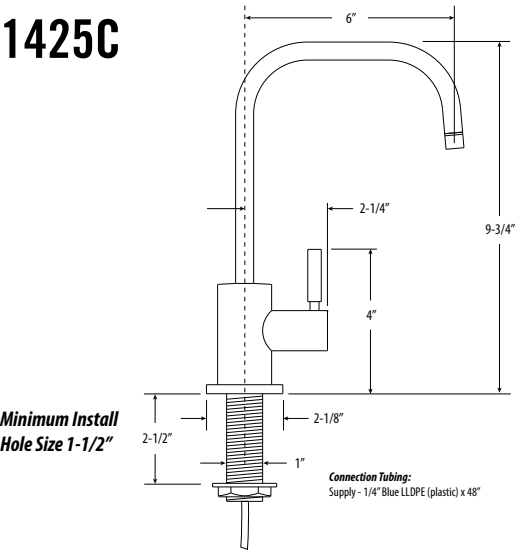
STAINLESS STEEL: SS (CONTEMPORARY ONLY)

STANDARD SPLIT FINISH: +10% OF HIGHER GROUP PRICE

WSRPL-090119

Filtration Faucets

1425C



FULTON COLD ONLY FILTRATION FAUCET

LIST PRICES:

GRP 1	627
GRP 2	660
SS	811

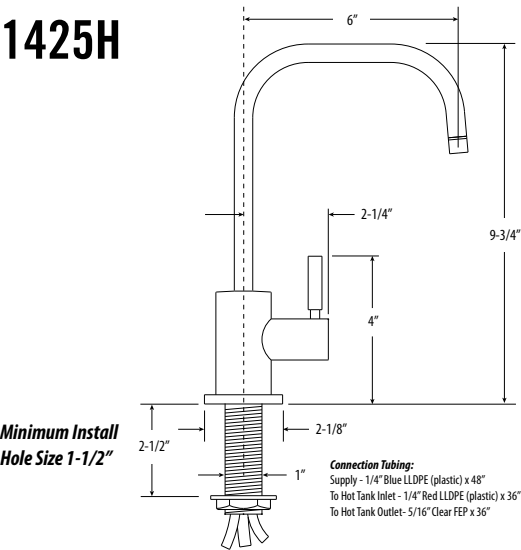
MEETS THE FOLLOWING:

- ASME A112.18.1
- CSA B125.1
- NSF 61, 372
- CALGreen
- ADA Compliant

FEATURES:

- Cold filtered water on demand.
- For use with Waterstone Filtration System.
- Part of the contemporary Fulton Suite.
- 2 bend U-spout has 6" reach and can swivel 360 degrees.
- 1.1 gpm maximum flow rate.
- Ergonomic single lever handle.
- Resistant to reverse osmosis water.
- Made from eco-friendly solid brass or 316 stainless steel.
- 1/4 turn ceramic disk valve cartridge.
- 1/4" compression connection.
- Lifetime functional warranty.
- Made in the USA.

1425H



FULTON HOT ONLY FILTRATION FAUCET

LIST PRICES:

GRP 1	681
GRP 2	717
SS	873

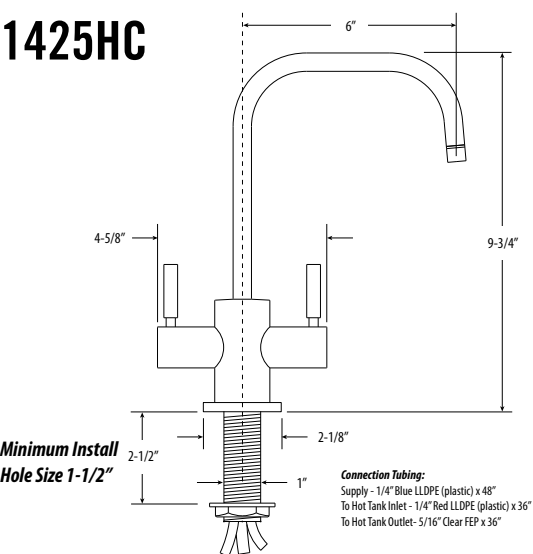
MEETS THE FOLLOWING:

- ASME A112.18.1
- CSA B125.1
- NSF 61, 372
- CALGreen
- ADA Compliant

FEATURES:

- Instant hot water on demand.
- For use with Waterstone Insta-Hot System.
- Part of the contemporary Fulton Suite.
- 2 bend U-spout has 6" reach and can swivel 360 degrees.
- 1.1 gpm maximum flow rate.
- Ergonomic single lever handle.
- Resistant to reverse osmosis water.
- Made from eco-friendly solid brass or 316 stainless steel.
- 1/4 turn ceramic disk valve cartridge.
- Lifetime functional warranty.
- Made in the USA.

1425HC



FULTON HOT AND COLD FILTRATION FAUCET

LIST PRICES:

GRP 1	736
GRP 2	775
SS	934

MEETS THE FOLLOWING:

- ASME A112.18.1
- CSA B125.1
- NSF 61, 372
- CALGreen
- ADA Compliant

FEATURES:

- Hot and cold filtered water on demand.
- For use with Waterstone Ultimate Filtration System.
- Part of the contemporary Fulton Suite.
- 2 bend U-spout has 6" reach and can swivel 360 degrees.
- 1.1 gpm maximum flow rate.
- Ergonomic dual lever handles.
- Resistant to reverse osmosis water.
- Made from eco-friendly solid brass or 316 stainless steel.
- 1/4 turn ceramic disk valve cartridges.
- Lifetime functional warranty.
- Made in the USA.

FINISH GROUPINGS

- GROUP 1: AB, ABZ, CH, ORB, SC, TB, WB
GROUP 2: AC, AMB, AP, BLN, CB, CHB, CLZ, DAB, DAC, DAMB, DAP, GB, GR, MB, PB, PC, PN, RS, SB, SN, UPB, VB, WC

- PRECIOUS METALS: PG, SG (EMAIL FOR PRICING: wscustomerpo@waterstoneco.com)
STAINLESS STEEL: SS (CONTEMPORARY ONLY)
STANDARD SPLIT FINISH: +10% OF HIGHER GROUP PRICE

INDUSTRIAL COLD ONLY FILTRATION FAUCET / C-SPOUT

1450C

LIST PRICES:

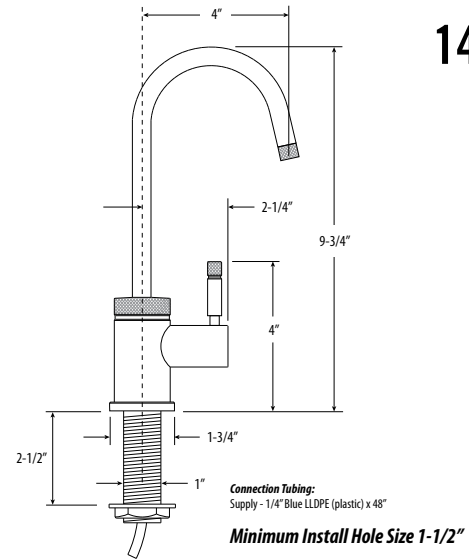
GRP 1	633
GRP 2	667
SS	830

MEETS THE FOLLOWING:

- ASME A112.18.1
- CSA B125.1
- NSF 61, 372
- CALGreen
- ADA Compliant

FEATURES:

- Cold filtered water on demand.
- For use with Waterstone Filtration System.
- Modern knurling gives industrial look.
- Matches all Waterstone industrial style faucets and accessories.
- C-spout has 4" reach and can swivel 360 degrees.
- 1.1 gpm maximum flow rate.
- Ergonomic single lever handle.
- Resistant to reverse osmosis water.
- Made from eco-friendly solid brass or 316 stainless steel.
- 1/4 turn ceramic disk valve cartridge.
- 1/4" x 48" blue plastic supply line.
- Lifetime functional warranty.
- Made in the USA.



INDUSTRIAL HOT ONLY FILTRATION FAUCET / C-SPOUT

1450H

LIST PRICES:

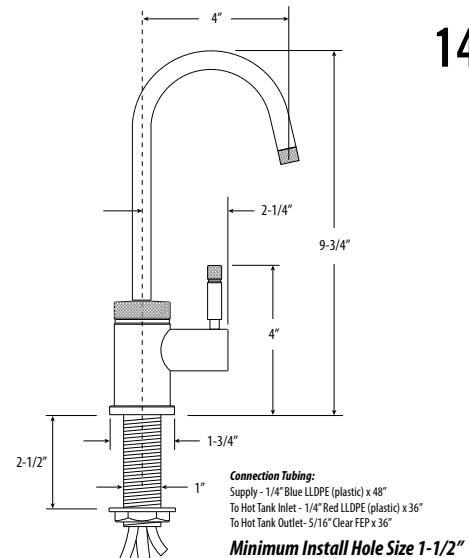
GRP 1	693
GRP 2	730
SS	896

MEETS THE FOLLOWING:

- ASME A112.18.1
- CSA B125.1
- NSF 61, 372
- CALGreen
- ADA Compliant

FEATURES:

- Instant hot water on demand.
- For use with Waterstone Insta-Hot System.
- Modern knurling gives industrial look.
- Matches all Waterstone industrial style faucets and accessories.
- C-spout has 4" reach and can swivel 360 degrees.
- 1.1 gpm maximum flow rate.
- Ergonomic single lever handle.
- Resistant to reverse osmosis water.
- Made from eco-friendly solid brass or 316 stainless steel.
- 1/4 turn ceramic disk valve cartridge.
- Lifetime functional warranty.
- Made in the USA.



INDUSTRIAL HOT AND COLD FILTRATION FAUCET / C-SPOUT

1450HC

LIST PRICES:

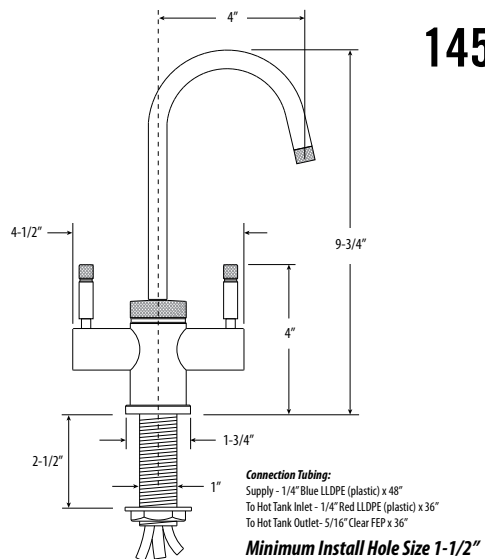
GRP 1	752
GRP 2	792
SS	963

MEETS THE FOLLOWING:

- ASME A112.18.1
- CSA B125.1
- NSF 61, 372
- CALGreen
- ADA Compliant

FEATURES:

- Hot and cold filtered water on demand.
- For use with Waterstone Ultimate Filtration System.
- Modern knurling gives industrial look.
- Matches all Waterstone industrial style faucets and accessories.
- C-spout has 4" reach and can swivel 360 degrees.
- 1.1 gpm maximum flow rate.
- Ergonomic dual lever handles.
- Resistant to reverse osmosis water.
- Made from eco-friendly solid brass or 316 stainless steel.
- 1/4 turn ceramic disk valve cartridge.
- Lifetime functional warranty.
- Made in the USA.



FINISH GROUPINGS

GROUP 1: AB, ABZ, CH, ORB, SC, TB, WB

GROUP 2: AC, AMB, AP, BLN, CB, CHB, CLZ, DAB, DAC, DAMB, DAP, GB, GR, MB, PB, PC, PN, RS, SB, SN, UPB, VB, WC

PRECIOUS METALS: PG, SG (EMAIL FOR PRICING: wscustomerpo@waterstoneco.com)

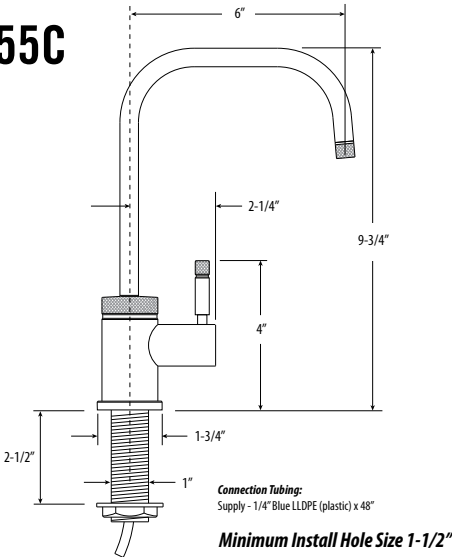
STAINLESS STEEL: SS (CONTEMPORARY ONLY)

STANDARD SPLIT FINISH: +10% OF HIGHER GROUP PRICE

WSRPL-090119

Filtration Faucets

1455C



INDUSTRIAL COLD ONLY FILTRATION FAUCET / 2 BEND U-SPOUT

LIST PRICES:

GRP 1	676
GRP 2	712
SS	886

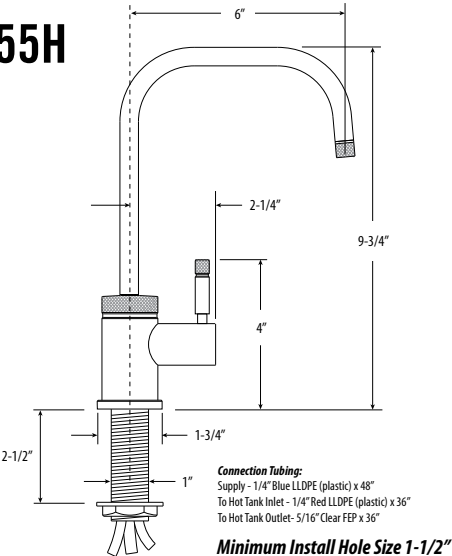
FEATURES:

- Cold filtered water on demand.
- For use with Waterstone Filtration System.
- Modern knurling gives industrial look.
- Matches all Waterstone industrial style faucets and accessories.
- 2 bend U-spout has 6" reach and can swivel 360 degrees.
- 1.1 gpm maximum flow rate.
- Ergonomic single lever handle.
- Resistant to reverse osmosis water.
- Made from eco-friendly solid brass or 316 stainless steel.
- 1/4 turn ceramic disk valve cartridge.
- 1/4" x 48" blue plastic supply line.
- Lifetime functional warranty.
- Made in the USA.

MEETS THE FOLLOWING:

- ASME A112.18.1
- CSA B125.1
- NSF 61, 372
- CALGreen
- ADA Compliant

1455H



INDUSTRIAL HOT ONLY FILTRATION FAUCET / 2 BEND U-SPOUT

LIST PRICES:

GRP 1	742
GRP 2	781
SS	958

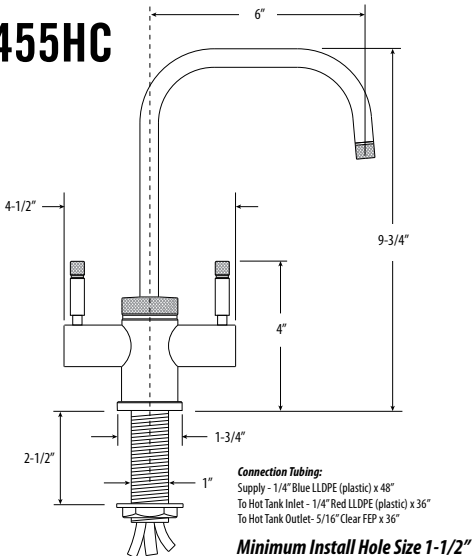
FEATURES:

- Instant hot water on demand.
- For use with Waterstone Insta-Hot System.
- Modern knurling gives industrial look.
- Matches all Waterstone industrial style faucets and accessories.
- 2 bend U-spout has 6" reach and can swivel 360 degrees.
- 1.1 gpm maximum flow rate.
- Ergonomic single lever handle.
- Resistant to reverse osmosis water.
- Made from eco-friendly solid brass or 316 stainless steel.
- 1/4 turn ceramic disk valve cartridge.
- Lifetime functional warranty.
- Made in the USA.

MEETS THE FOLLOWING:

- ASME A112.18.1
- CSA B125.1
- NSF 61, 372
- CALGreen
- ADA Compliant

1455HC



INDUSTRIAL HOT AND COLD FILTRATION FAUCET / 2 BEND U-SPOUT

LIST PRICES:

GRP 1	803
GRP 2	846
SS	1030

FEATURES:

- Hot and cold filtered water on demand.
- For use with Waterstone Ultimate Filtration System.
- Modern knurling gives industrial look.
- Matches all Waterstone industrial style faucets and accessories.
- 2 bend U-spout has 6" reach and can swivel 360 degrees.
- 1.1 gpm maximum flow rate.
- Ergonomic dual lever handles.
- Resistant to reverse osmosis water.
- Made from eco-friendly solid brass or 316 stainless steel.
- 1/4 turn ceramic disk valve cartridges.
- Lifetime functional warranty.
- Made in the USA.

MEETS THE FOLLOWING:

- ASME A112.18.1
- CSA B125.1
- NSF 61, 372
- CALGreen
- ADA Compliant

FINISH GROUPINGS

- GROUP 1:** AB, ABZ, CH, ORB, SC, TB, WB
GROUP 2: AC, AMB, AP, BLN, CB, CHB, CLZ, DAB, DAC, DAMB, DAP, GB, GR, MB, PB, PC, PN, RS, SB, SN, UPB, VB, WC

- PRECIOUS METALS:** PG, SG (EMAIL FOR PRICING: wscustomerpo@waterstoneco.com)
STAINLESS STEEL: SS (CONTEMPORARY ONLY)
STANDARD SPLIT FINISH: +10% OF HIGHER GROUP PRICE

HUNLEY COLD ONLY FILTRATION FAUCET

LIST PRICES:

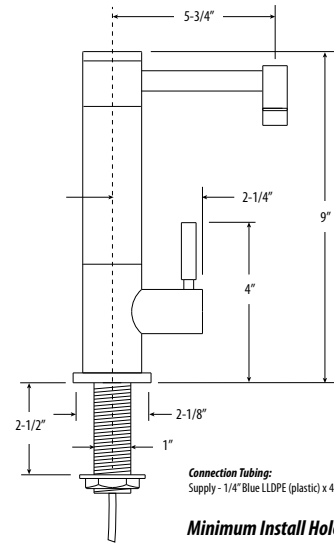
GRP 1	835
GRP 2	879
SS	1131

MEETS THE FOLLOWING:

- ASME A112.18.1
- CSA B125.1
- NSF 61, 372
- CALGreen
- ADA Compliant

FEATURES:

- Cold filtered water on demand.
- For use with Waterstone Filtration System.
- Part of the contemporary Hunley Suite.
- Straight spout has 5-3/4" reach and can swivel 360 degrees.
- 1.1 gpm maximum flow rate.
- Ergonomic single lever handle.
- Resistant to reverse osmosis water.
- Made from eco-friendly solid brass or 316 stainless steel.
- 1/4 turn ceramic disk valve cartridge.
- 1/4" compression connection.
- Lifetime functional warranty.
- Made in the USA.



1900C

Connection Tubing:
Supply - 1/4" Blue LLDPE (plastic) x 48"

Minimum Install Hole Size 1-1/2"

HUNLEY HOT ONLY FILTRATION FAUCET

LIST PRICES:

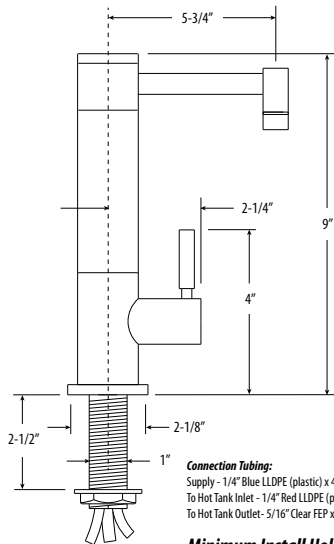
GRP 1	884
GRP 2	931
SS	1156

MEETS THE FOLLOWING:

- ASME A112.18.1
- CSA B125.1
- NSF 61, 372
- CALGreen
- ADA Compliant

FEATURES:

- Instant hot water on demand.
- For use with Waterstone Insta-Hot System.
- Part of the contemporary Hunley Suite.
- Straight spout has 5-3/4" reach and can swivel 360 degrees.
- 1.1 gpm maximum flow rate.
- Ergonomic single lever handle.
- Resistant to reverse osmosis water.
- Made from eco-friendly solid brass or 316 stainless steel.
- 1/4 turn ceramic disk valve cartridge.
- Lifetime functional warranty.
- Made in the USA.



1900H

Connection Tubing:
Supply - 1/4" Blue LLDPE (plastic) x 48"
To Hot Tank Inlet - 1/4" Red LLDPE (plastic) x 36"
To Hot Tank Outlet - 5/16" Clear FEP x 36"

Minimum Install Hole Size 1-1/2"

HUNLEY HOT AND COLD FILTRATION FAUCET

LIST PRICES:

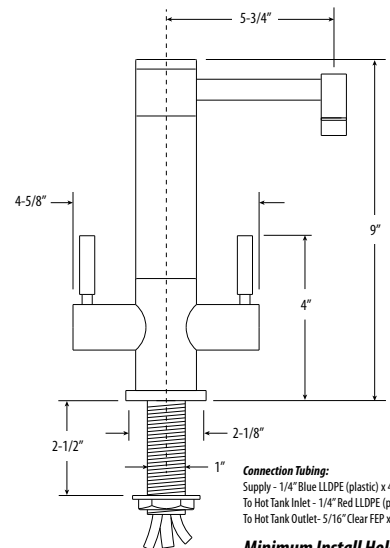
GRP 1	938
GRP 2	988
SS	1194

MEETS THE FOLLOWING:

- ASME A112.18.1
- CSA B125.1
- NSF 61, 372
- CALGreen
- ADA Compliant

FEATURES:

- Hot and cold filtered water on demand.
- For use with Waterstone Ultimate Filtration System.
- Part of the contemporary Hunley Suite.
- Straight spout has 5-3/4" reach and can swivel 360 degrees.
- 1.1 gpm maximum flow rate.
- Ergonomic dual lever handles.
- Resistant to reverse osmosis water.
- Made from eco-friendly solid brass or 316 stainless steel.
- 1/4 turn ceramic disk valve cartridges.
- Lifetime functional warranty.
- Made in the USA.



1900HC

Connection Tubing:
Supply - 1/4" Blue LLDPE (plastic) x 48"
To Hot Tank Inlet - 1/4" Red LLDPE (plastic) x 36"
To Hot Tank Outlet - 5/16" Clear FEP x 36"

Minimum Install Hole Size 1-1/2"

FINISH GROUPINGS

GROUP 1: AB, ABZ, CH, ORB, SC, TB, WB

GROUP 2: AC, AMB, AP, BLN, CB, CHB, CLZ, DAB, DAC, DAMB, DAP, GB, GR, MB, PB, PC, PN, RS, SB, SN, UPB, VB, WC

PRECIOUS METALS: PG, SG (EMAIL FOR PRICING: wscustomerpo@waterstoneco.com)

STAINLESS STEEL: SS (CONTEMPORARY ONLY)

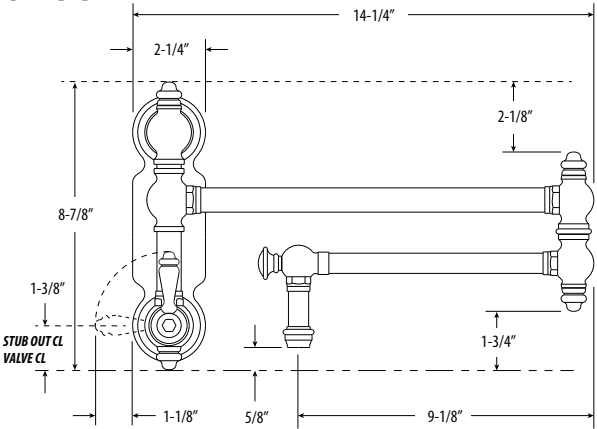
STANDARD SPLIT FINISH: +10% OF HIGHER GROUP PRICE

WSRPL-090119

Potfillers

POTFILLERS

3100



TRADITIONAL WALL MOUNTED POTFILLER / LEVER HANDLE

LIST PRICES:

GRP 1	1690
GRP 2	1779
SS	N/A

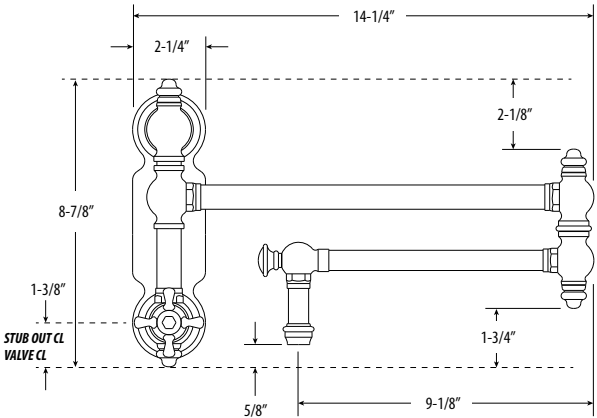
MEETS THE FOLLOWING:

- ASME A112.18.1
- CSA B125.1
- NSF 61, 372
- CALGreen
- ADA Compliant

FEATURES:

- Mounts on wall above stove to fill up cooking pots directly on the burners.
- Cold water hook up.
- Stub-out connection 1/2" NPT.
- Articulated spout reach swings 22".
- Built-in check valve prevents dripping.
- 1.75 gpm maximum flow rate with aerated tip.
- 1/4 turn ceramic disk valve cartridge.
- Ergonomic single lever handle.
- Resistant to reverse osmosis water.
- Made from eco-friendly solid brass.
- Lifetime functional warranty.
- Made in the USA.

3150



TRADITIONAL WALL MOUNTED POTFILLER / CROSS HANDLE

LIST PRICES:

GRP 1	1614
GRP 2	1699
SS	N/A

MEETS THE FOLLOWING:

- ASME A112.18.1
- CSA B125.1
- NSF 61, 372
- CALGreen

FEATURES:

- Mounts on wall above stove to fill up cooking pots directly on the burners.
- Cold water hook up.
- Stub-out connection 1/2" NPT.
- Articulated spout reach swings 22".
- Built-in check valve prevents dripping.
- 1.75 gpm maximum flow rate with aerated tip.
- 1/4 turn ceramic disk valve cartridge.
- Ergonomic single cross handle.
- Resistant to reverse osmosis water.
- Made from solid brass.
- Lifetime functional warranty.
- Made in the USA.

FINISH GROUPINGS

GROUP 1: AB, ABZ, CH, ORB, SC, TB, WB

GROUP 2: AC, AMB, AP, BLN, CB, CHB, CLZ, DAB, DAC, DAMB, DAP, GB, GR, MB, PB, PC, PN, RS, SB, SN, UPB, VB, WC

PRECIOUS METALS: PG, SG (EMAIL FOR PRICING: wscustomerpo@waterstoneco.com)

STAINLESS STEEL: SS (CONTEMPORARY ONLY)

STANDARD SPLIT FINISH: +10% OF HIGHER GROUP PRICE

CONTEMPORARY WALL MOUNTED POTFILLER

3200

LIST PRICES:

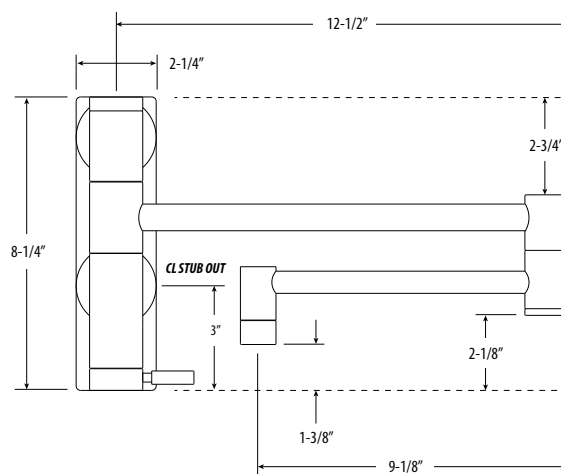
GRP 1	1572
GRP 2	1655
SS	1882

MEETS THE FOLLOWING:

- ASME A112.18.1
- CSA B125.1
- NSF 61, 372
- CALGreen
- ADA Compliant

FEATURES:

- Mounts on wall above stove to fill up cooking pots directly on the burners.
- Cold water hook up.
- Stub-out connection 1/2" NPT.
- Articulated spout reach swings 22".
- Built-in check valve prevents dripping.
- 1.75 gpm maximum flow rate with aerated tip.
- 1/4 turn ceramic disk valve cartridge.
- Single lever handle.
- Resistant to reverse osmosis water.
- Made from solid brass or 316 stainless steel.



INDUSTRIAL WALL MOUNTED POTFILLER

3250

LIST PRICES:

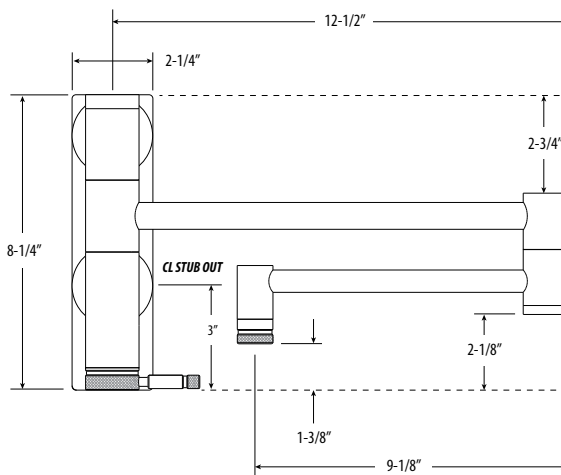
GRP 1	1621
GRP 2	1703
SS	1942

MEETS THE FOLLOWING:

- ASME A112.18.1
- CSA B125.1
- NSF 61, 372
- CALGreen
- ADA Compliant

FEATURES:

- Modern diamond knurling gives industrial look.
- Mounts on wall above stove to fill up cooking pots directly on the burners.
- Cold water hook up.
- Stub-out connection 1/2" NPT.
- Articulated spout reach swings 22".
- Built-in check valve prevents dripping.
- 1.75 gpm maximum flow rate with aerated tip.
- 1/4 turn ceramic disk valve cartridge.
- Single lever handle.
- Resistant to reverse osmosis water.
- Made from solid brass or 316 stainless steel.



FINISH GROUPINGS

GROUP 1: AB, ABZ, CH, ORB, SC, TB, WB

GROUP 2: AC, AMB, AP, BLN, CB, CHB, CLZ, DAB, DAC, DAMB, DAP, GB, GR, MB, PB, PC, PN, RS, SB, SN, UPB, VB, WC

PRECIOUS METALS: PG, SG (EMAIL FOR PRICING: wscustomerpo@waterstoneco.com)

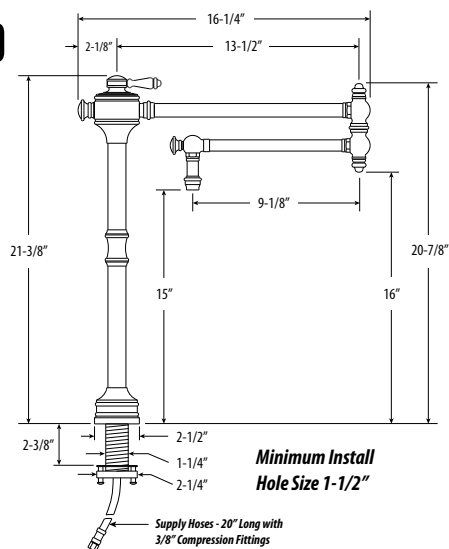
STAINLESS STEEL: SS (CONTEMPORARY ONLY)

STANDARD SPLIT FINISH: +10% OF HIGHER GROUP PRICE

WSRPL-090119

Potfillers

3300



TRADITIONAL COUNTER MOUNTED POTFILLER / LEVER HANDLE

LIST PRICES:

GRP 1	1680
GRP 2	1769
SS	N/A

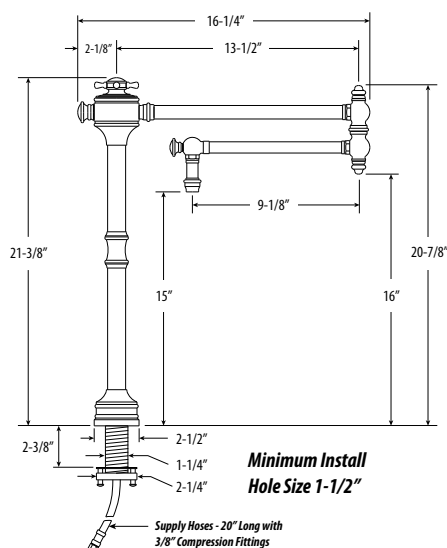
FEATURES:

- Mounts on counter right next to stove to fill cooking pots directly on the burners.
- Cold water hook up.
- Articulated spout reach swings 22\"
- Built-in check valve prevents dripping.
- 1.75 gpm maximum flow rate with aerated tip.
- 1/4 turn ceramic disk valve cartridge.
- Ergonomic single lever handle.
- Resistant to reverse osmosis water.
- Made from eco-friendly solid brass.
- Reinforced braided connection hose.
- Includes 2 handle button options.
- Lifetime functional warranty.

MEETS THE FOLLOWING:

- ASME A112.18.1
- CSA B125.1
- NSF 61, 372
- CALGreen
- ADA Compliant

3350



TRADITIONAL COUNTER MOUNTED POTFILLER / CROSS HANDLE

LIST PRICES:

GRP 1	1790
GRP 2	1885
SS	N/A

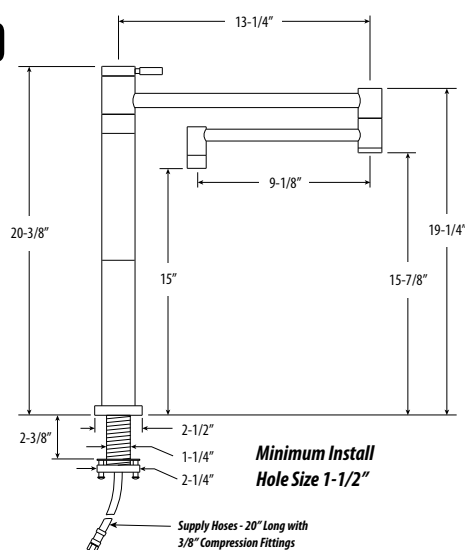
FEATURES:

- Mounts on counter right next to stove to fill cooking pots directly on the burners.
- Cold water hook up.
- Articulated spout reach swings 22\"
- Built-in check valve prevents dripping.
- 1.75 gpm maximum flow rate with aerated tip.
- 1/4 turn ceramic disk valve cartridge.
- Ergonomic single cross handle.
- Resistant to reverse osmosis water.
- Made from eco-friendly solid brass.
- Reinforced braided connection hose.
- Includes 2 handle button options.
- Lifetime functional warranty.

MEETS THE FOLLOWING:

- ASME A112.18.1
- CSA B125.1
- NSF 61, 372
- CALGreen

3400



CONTEMPORARY COUNTER MOUNTED POTFILLER

LIST PRICES:

GRP 1	1680
GRP 2	1769
SS	2004

FEATURES:

- Mounts on counter right next to stove to fill cooking pots directly on the burners.
- Cold water hook up.
- Articulated spout reach swings 22\"
- Built-in check valve prevents dripping.
- 1.75 gpm maximum flow rate with aerated tip.
- 1/4 turn ceramic disk valve cartridge.
- Single lever handle.
- Resistant to reverse osmosis water.
- Made from solid brass or 316 stainless steel.
- Reinforced braided connection hose.
- Lifetime functional warranty.

MEETS THE FOLLOWING:

- ASME A112.18.1
- CSA B125.1
- NSF 61, 372
- CALGreen
- ADA Compliant

FINISH GROUPINGS

GROUP 1: AB, ABZ, CH, ORB, SC, TB, WB

GROUP 2: AC, AMB, AP, BLN, CB, CHB, CLZ, DAB, DAC, DAMB, DAP, GB, GR, MB, PB, PC, PN, RS, SB, SN, UPB, VB, WC

PRECIOUS METALS: PG, SG (EMAIL FOR PRICING: wscustomerpo@waterstoneco.com)

STAINLESS STEEL: SS (CONTEMPORARY ONLY)

STANDARD SPLIT FINISH: +10% OF HIGHER GROUP PRICE

WSRPL-090119

CONTEMPORARY SINGLE PORT AIR GAP

3020

LIST PRICES:

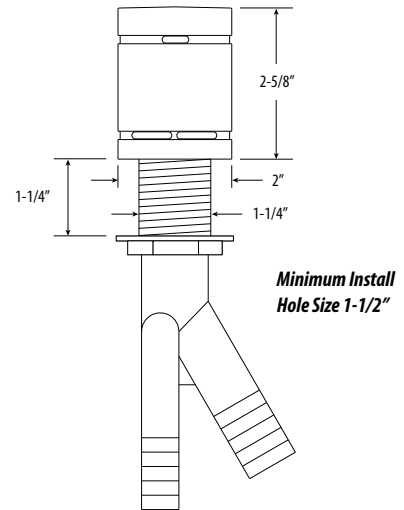
GRP 1	239
GRP 2	249
SS	274

FEATURES:

- Prevents dishwasher back flow and dirt buildup.
- Matches all contemporary Waterstone faucets.
- Cover hides upper nut and washer edges.
- Made from solid brass or 316 stainless steel.
- Made in the USA.

MEETS THE FOLLOWING:

- UPC



TRADITIONAL SINGLE PORT AIR GAP

4020

LIST PRICES:

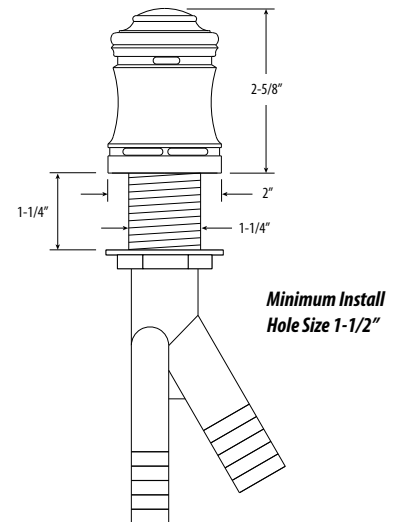
GRP 1	265
GRP 2	279
SS	N/A

FEATURES:

- Prevents dishwasher back flow and dirt buildup.
- Matches all traditional Waterstone faucets.
- Cover hides upper nut and washer edges.
- Made from eco-friendly solid brass.
- Includes 2 accent button options.
- Made in the USA.

MEETS THE FOLLOWING:

- UPC



INDUSTRIAL SINGLE PORT AIR GAP

9020

LIST PRICES:

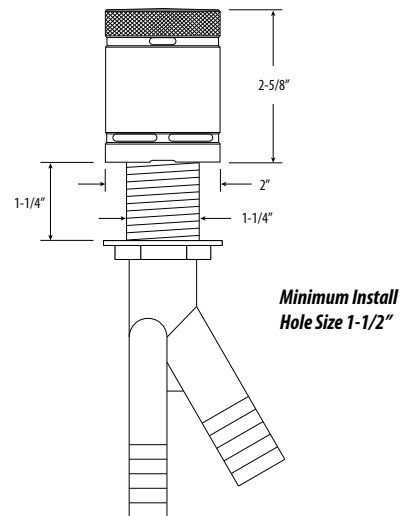
GRP 1	250
GRP 2	260
SS	325

FEATURES:

- Prevents dishwasher back flow and dirt buildup.
- Modern knurling design matches any Industrial PLP Pulldown Faucet.
- Cover hides upper nut and washer edges.
- Made from eco-friendly solid brass or 316 stainless steel.
- Made in the USA.

MEETS THE FOLLOWING:

- UPC



FINISH GROUPINGS

GROUP 1: AB, ABZ, CH, ORB, SC, TB, WB

GROUP 2: AC, AMB, AP, BLN, CB, CHB, CLZ, DAB, DAC, DAMB, DAP, GB, GR, MB, PB, PC, PN, RS, SB, SN, UPB, VB, WC

PRECIOUS METALS: PG, SG (EMAIL FOR PRICING: wscustomerpo@waterstoneco.com)

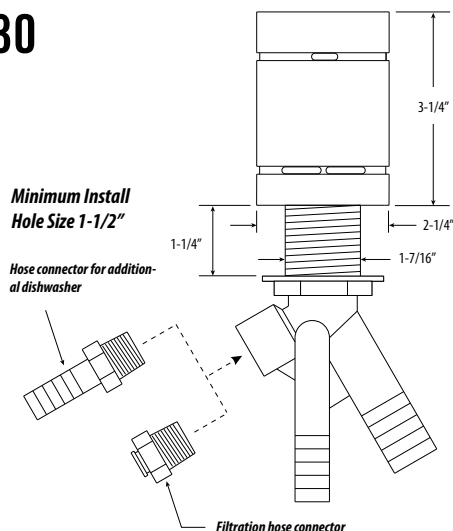
STAINLESS STEEL: SS (CONTEMPORARY ONLY)

STANDARD SPLIT FINISH: +10% OF HIGHER GROUP PRICE

WSRPL-090119

Dual Port Air Gaps

3030



CONTEMPORARY DUAL PORT AIR GAP

LIST PRICES:

GRP 1	287
GRP 2	297
SS	323

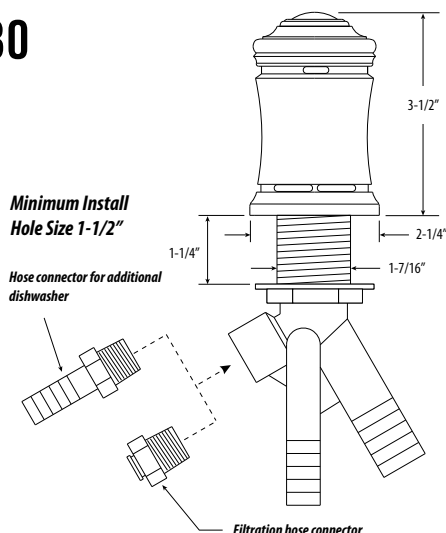
MEETS THE FOLLOWING:

- UPC

FEATURES:

- Prevents dishwasher back flow and dirt buildup.
- Includes adapters for either a 2nd dishwasher or a reverse osmosis filtration port.
- Matches all contemporary Waterstone faucets.
- Cover hides upper nut and washer edges.
- Made from solid brass or 316 stainless steel.
- Made in the USA.

4030



TRADITIONAL DUAL PORT AIR GAP

LIST PRICES:

GRP 1	286
GRP 2	302
SS	N/A

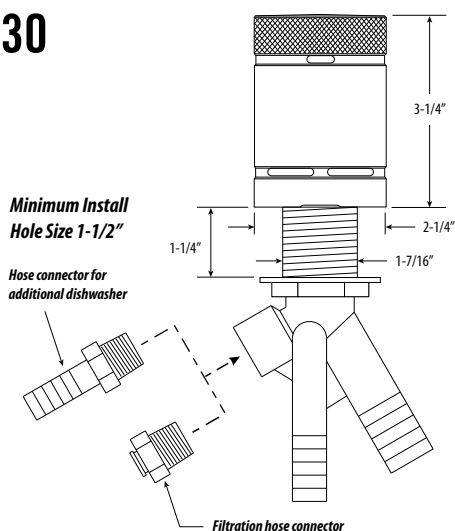
MEETS THE FOLLOWING:

- UPC

FEATURES:

- Prevents dishwasher back flow and dirt buildup.
- Includes adapters for either a 2nd dishwasher or a reverse osmosis filtration port.
- Matches all traditional Waterstone faucets.
- Cover hides upper nut and washer edges.
- Made from eco-friendly solid brass.
- Includes 2 accent button options.
- Made in the USA.

9030



INDUSTRIAL DUAL PORT AIR GAP

LIST PRICES:

GRP 1	305
GRP 2	315
SS	365

MEETS THE FOLLOWING:

- UPC

FEATURES:

- Prevents dishwasher back flow and dirt buildup.
- Includes adapters for either a 2nd dishwasher or a reverse osmosis filtration port.
- Modern knurling design matches any Industrial PLP Pulldown Faucet.
- Cover hides upper nut and washer edges.
- Made from solid brass or 316 stainless steel.
- Made in the USA.

FINISH GROUPINGS

GROUP 1: AB, ABZ, CH, ORB, SC, TB, WB

GROUP 2: AC, AMB, AP, BLN, CB, CHB, CLZ, DAB, DAC, DAMB, DAP, GB, GR, MB, PB, PC, PN, RS, SB, SN, UPB, VB, WC

PRECIOUS METALS: PG, SG (EMAIL FOR PRICING: wscustomerpo@waterstoneco.com)
STAINLESS STEEL: SS (CONTEMPORARY ONLY)

STANDARD SPLIT FINISH: +10% OF HIGHER GROUP PRICE

WSRPL-090119

TRADITIONAL REVERSE OSMOSIS AIR GAP

LIST PRICES:

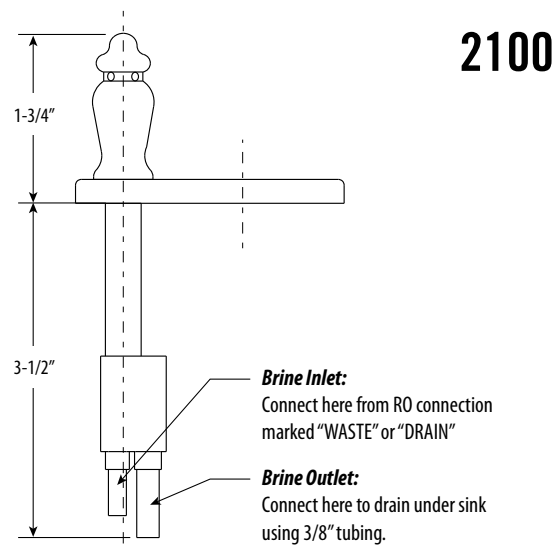
GRP 1	324
GRP 2	341
SS	N/A

MEETS THE FOLLOWING:

- ASME A112.18.1
- CSA B125.1

FEATURES:

- Prevents brine water or dirt back into your reverse osmosis filtration system.
- Designed for use with all traditional Waterstone Filtration Faucets.
- Made with eco-friendly solid brass.
- Made in the USA.



CONTEMPORARY REVERSE OSMOSIS AIR GAP

LIST PRICES:

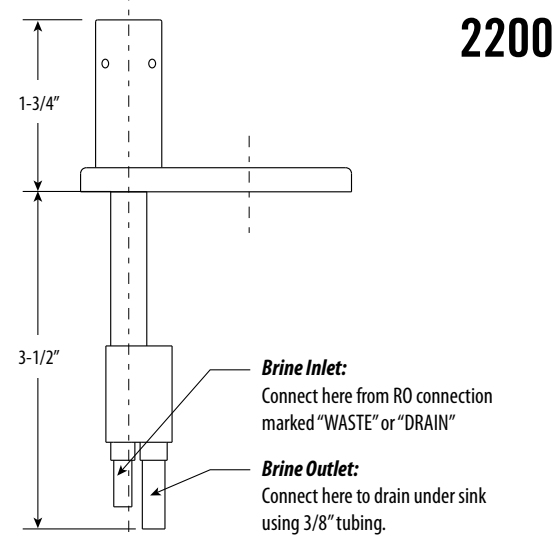
GRP 1	308
GRP 2	324
SS	402

MEETS THE FOLLOWING:

- ASME A112.18.1
- CSA B125.1

FEATURES:

- Prevents brine water or dirt back into your reverse osmosis filtration system.
- Designed for use with all contemporary Waterstone Filtration Faucets.
- Made with solid brass or 316 stainless steel.
- Made in the USA.



FINISH GROUPINGS

GROUP 1: AB, ABZ, CH, ORB, SC, TB, WB

GROUP 2: AC, AMB, AP, BLN, CB, CHB, CLZ, DAB, DAC, DAMB, DAP, GB, GR, MB, PB, PC, PN, RS, SB, SN, UPB, VB, WC

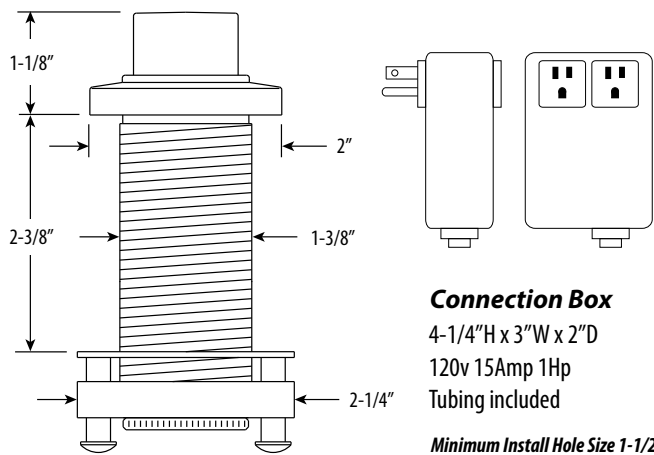
PRECIOUS METALS: PG, SG (EMAIL FOR PRICING: wscustomerpo@waterstoneco.com)

STAINLESS STEEL: SS (CONTEMPORARY ONLY)

STANDARD SPLIT FINISH: +10% OF HIGHER GROUP PRICE

Air Switches

3010



CONTEMPORARY AIR SWITCH

LIST PRICES:

GRP 1	378
GRP 2	398
SS	525

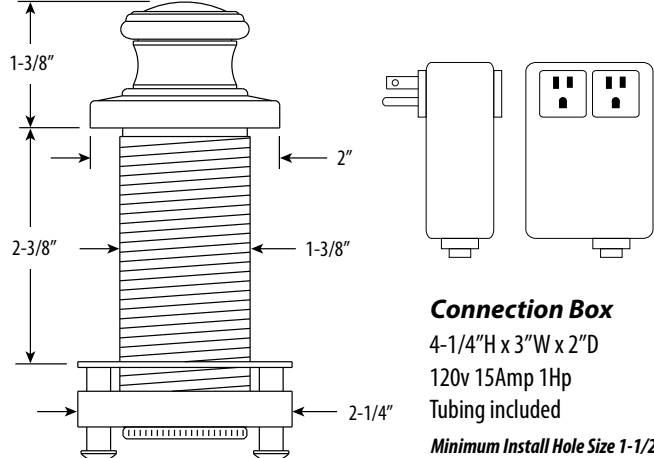
FEATURES:

- Air-activated garbage disposal switch.
- Convenient alternative to a wall switch.
- Great for kitchen sink, kitchen island or counter tops.
- Above the counter design.
- Easy to use and avoids broken fingernails.
- Includes two-outlet control box and tubing.
- Isolated from electrical connections.
- Made from solid brass or 316 stainless steel.
- Simplifies first time disposer installations.
- Easily replaceable air pump.

MEETS THE FOLLOWING:

- UL (Connection box)
- CSA Enclosure Type 2
- ADA Compliant

4010



TRADITIONAL AIR SWITCH

LIST PRICES:

GRP 1	418
GRP 2	440
SS	N/A

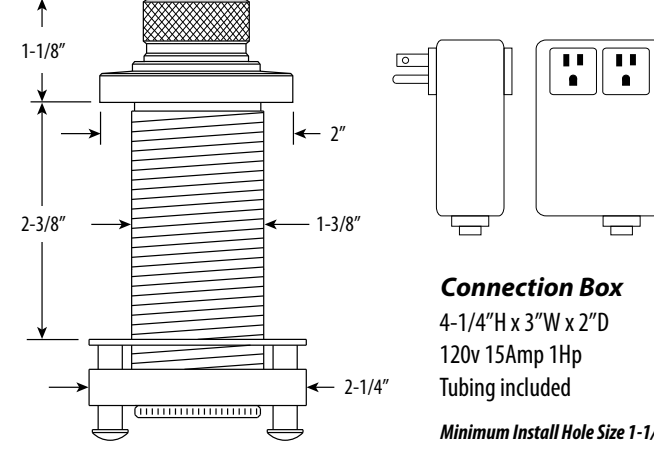
FEATURES:

- Air-activated garbage disposal switch.
- Convenient alternative to a wall switch.
- Great for kitchen sink, kitchen island or counter tops.
- Above the counter design.
- Easy to use and avoids broken fingernails.
- Includes two-outlet control box and tubing.
- Isolated from electrical connections.
- Made from eco-friendly solid brass.
- Simplifies first time disposer installations.
- Easily replaceable air pump.
- Includes 2 accent button options.

MEETS THE FOLLOWING:

- UL (Connection box)
- CSA Enclosure Type 2
- ADA Compliant

9010



INDUSTRIAL AIR SWITCH

LIST PRICES:

GRP 1	381
GRP 2	402
SS	525

FEATURES:

- Air-activated garbage disposal switch.
- Modern knurling design matches any Industrial PLP Pulldown Faucet.
- Convenient alternative to a wall switch.
- Great for kitchen sink, kitchen island or counter tops.
- Above the counter design.
- Easy to use and avoids broken fingernails.
- Includes two-outlet control box and tubing.
- Isolated from electrical connections.
- Made from solid brass or 316 stainless steel.
- Simplifies first time disposer installations.
- Easily replaceable air pump.

MEETS THE FOLLOWING:

- UL (Connection box)
- CSA Enclosure Type 2
- ADA Compliant

FINISH GROUPINGS

- GROUP 1: AB, ABZ, CH, ORB, SC, TB, WB
GROUP 2: AC, AMB, AP, BLN, CB, CHB, CLZ, DAB, DAC, DAMB, DAP, GB, GR, MB, PB, PC, PN, RS, SB, SN, UPB, VB, WC

- PRECIOUS METALS: PG, SG (EMAIL FOR PRICING: wscustomerpo@waterstoneco.com)
STAINLESS STEEL: SS (CONTEMPORARY ONLY)
STANDARD SPLIT FINISH: +10% OF HIGHER GROUP PRICE

CONTEMPORARY SIDE SPRAY

LIST PRICES:

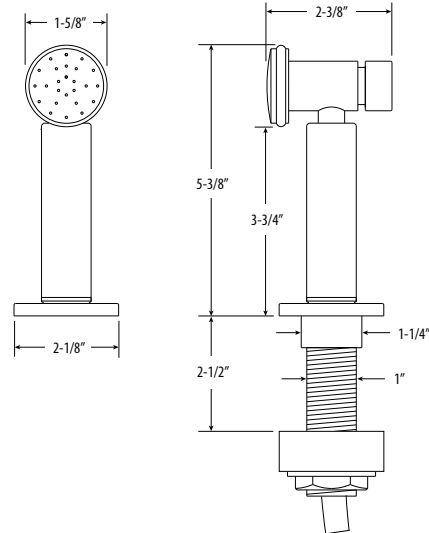
GRP 1	603
GRP 2	635
SS	998

MEETS THE FOLLOWING:

- ASME A112.18.1
- CSA B125.1
- NSF 61
- CALGreen

FEATURES:

- Works with all Waterstone contemporary Kitchen, Bridge and Prep Faucets.
- Ergonomic and fully insulated handle.
- Reaches every corner of the sink.
- No drip spray nozzle head.
- Large spray pattern.
- Made from solid brass or 316 stainless steel.
- Includes mounting base
- PTFE bump guard.
- 48" nylon reinforced connection hose.



3025

TRADITIONAL SIDE SPRAY

LIST PRICES:

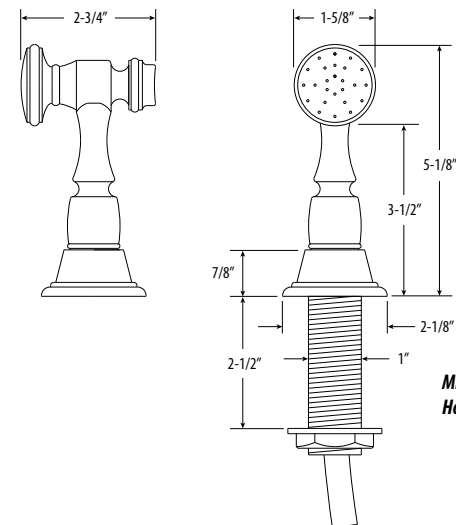
GRP 1	603
GRP 2	635
SS	N/A

MEETS THE FOLLOWING:

- ASME A112.18.1
- CSA B125.1
- NSF 61
- CALGreen

FEATURES:

- Works with all Waterstone traditional Kitchen, Bridge and Prep Faucets.
- Ergonomic and fully insulated handle.
- Reaches every corner of the sink.
- No drip spray nozzle head.
- Large spray pattern.
- Made from eco-friendly solid brass.
- Includes mounting base
- PTFE bump guard.
- 48" nylon reinforced connection hose.



4025

FINISH GROUPINGS

GROUP 1: AB, ABZ, CH, ORB, SC, TB, WB

GROUP 2: AC, AMB, AP, BLN, CB, CHB, CLZ, DAB, DAC, DAMB, DAP, GB, GR, MB, PB, PC, PN, RS, SB, SN, UPB, VB, WC

PRECIOUS METALS: PG, SG (EMAIL FOR PRICING: wscustomerpo@waterstoneco.com)

STAINLESS STEEL: SS (CONTEMPORARY ONLY)

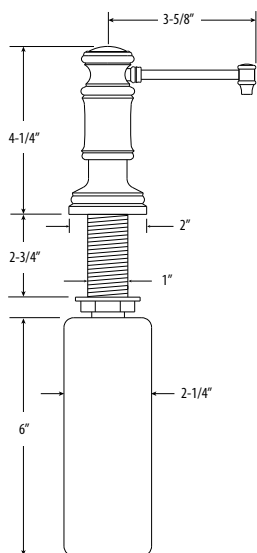
STANDARD SPLIT FINISH: +10% OF HIGHER GROUP PRICE

WSRPL-090119

Soap/Lotion Dispensers

4055

Minimum Install
Hole Size 1-1/2"



TRADITIONAL SOAP/LOTION DISPENSER / STRAIGHT SPOUT

LIST PRICES:

GRP 1	474
GRP 2	499
SS	N/A

MEETS THE FOLLOWING:

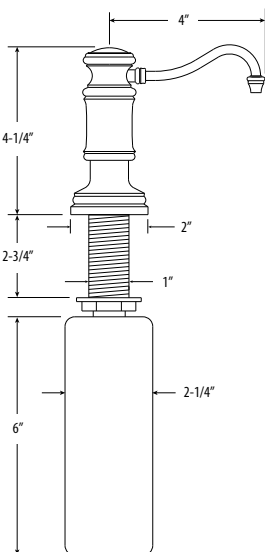
- ASME A112.18.1
- CSA B125.1
- NSF 61
- CALGreen

FEATURES:

- Replaces unsightly soap bottles.
- Pump can be removed to refill soap from top of sink.
- Internal Teflon rings for smooth, non-wobble pump action and solid feel.
- High volume 2cc pump.
- Straight spout design is ideal for the Towson Suite.
- Anti-wick tip helps protect delicate patina finishes.
- Made from eco-friendly solid brass.
- 12 oz. capacity (approx).
- Includes 3 choices of accent buttons.
- Made in the USA.

4060

Minimum Install
Hole Size 1-1/2"



TRADITIONAL SOAP/LOTION DISPENSER / HOOK SPOUT

LIST PRICES:

GRP 1	474
GRP 2	499
SS	N/A

MEETS THE FOLLOWING:

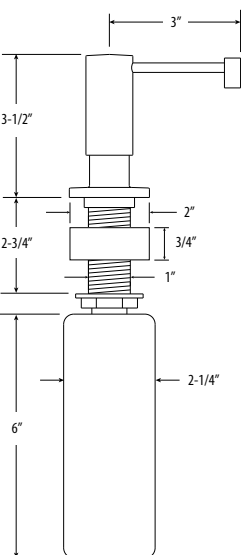
- ASME A112.18.1
- CSA B125.1
- NSF 61
- CALGreen

FEATURES:

- Replaces unsightly soap bottles.
- Pump can be removed to refill soap from top of sink.
- Internal Teflon rings for smooth, non-wobble pump action and solid feel.
- High volume 2cc pump.
- Hook spout design is ideal for all traditional faucets.
- Anti-wick tip helps protect delicate patina finishes.
- Made from eco-friendly solid brass.
- 12 oz. capacity (approx).
- Includes 3 choices of accent buttons.
- Made in the USA.

4065

Minimum Install
Hole Size 1-1/2"



CONTEMPORARY SOAP/LOTION DISPENSER

LIST PRICES:

GRP 1	401
GRP 2	422
SS	525

MEETS THE FOLLOWING:

- ASME A112.18.1
- CSA B125.1
- NSF 61
- CALGreen

FEATURES:

- Replaces unsightly soap bottles.
- Pump can be removed to refill soap from top of sink.
- Internal Teflon rings for smooth, non-wobble pump action and solid feel.
- High volume 2cc pump.
- Straight spout design is ideal for all contemporary faucets.
- Anti-wick tip helps protect delicate patina finishes.
- Made from eco-friendly solid brass or 316 stainless steel.
- 12 oz. capacity (approx).
- Made in the USA.

FINISH GROUPINGS

GROUP 1: AB, ABZ, CH, ORB, SC, TB, WB

GROUP 2: AC, AMB, AP, BLN, CB, CHB, CLZ, DAB, DAC, DAMB, DAP, GB, GR, MB, PB, PC, PN, RS, SB, SN, UPB, VB, WC

PRECIOUS METALS: PG, SG (EMAIL FOR PRICING: wscustomerpo@waterstoneco.com)

STAINLESS STEEL: SS (CONTEMPORARY ONLY)

STANDARD SPLIT FINISH: +10% OF HIGHER GROUP PRICE

WSRPL-090119

INDUSTRIAL SOAP/LOTION DISPENSER

LIST PRICES:

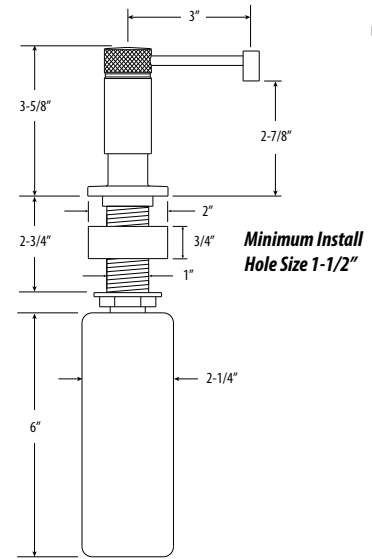
GRP 1	404
GRP 2	426
SS	520

MEETS THE FOLLOWING:

- ASME A112.18.1
- CSA B125.1
- NSF 61
- CALGreen

FEATURES:

- Modern knurling design matches any Industrial PLP Pulldown Faucet.
- Replaces unsightly soap bottles.
- High volume 2cc pump.
- Pump can be removed to refill soap from top of sink.
- Removable head for easy internal cleaning.
- Internal Teflon rings for smooth, non-wobble pump action and solid feel.
- Anti-wick tip helps protect delicate patina finishes.
- Made from eco-friendly solid brass or 316 stainless steel.
- 12 oz. capacity (approx).
- Made in the USA.



FINISH GROUPINGS

GROUP 1: AB, ABZ, CH, ORB, SC, TB, WB

GROUP 2: AC, AMB, AP, BLN, CB, CHB, CLZ, DAB, DAC, DAMB, DAP, GB, GR, MB, PB, PC, PN, RS, SB, SN, UPB, VB, WC

PRECIOUS METALS: PG, SG (EMAIL FOR PRICING: wscustomerpo@waterstoneco.com)

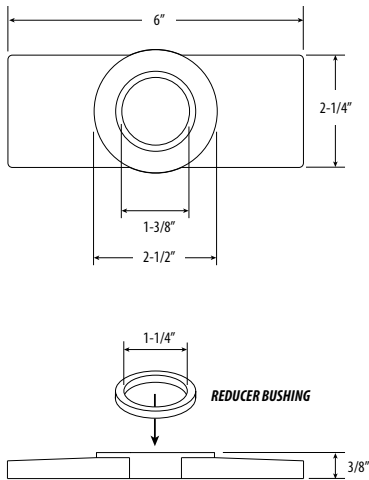
STAINLESS STEEL: SS (CONTEMPORARY ONLY)

STANDARD SPLIT FINISH: +10% OF HIGHER GROUP PRICE

WSRPL-090119

Escutcheon Plates

3783



CONTEMPORARY 6" ESCUTCHEON PLATE

LIST PRICES:

GRP 1	230
GRP 2	243
SS	282

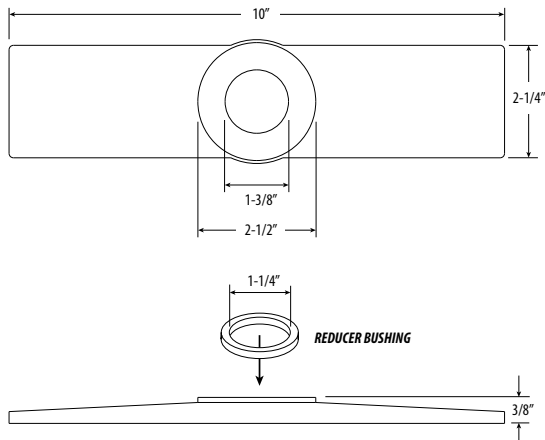
FEATURES:

- 6" base plate for concealing extra faucet holes.
- Works with all contemporary Waterstone PLP, Gantry, Kitchen and Prep Faucets.
- Machine tapered top won't pool water.
- Made from a 3/8" thick solid brass or stainless steel plate.
- Plate will accept 1-3/8" or 1-1/4" mounting shanks.
- Includes reducer bushing.
- Includes O-ring seals.

MEETS THE FOLLOWING:

- ASME A112.18.1
- CSA B125.1
- NSF 61
- CALGreen

3784



CONTEMPORARY 10" ESCUTCHEON PLATE

LIST PRICES:

GRP 1	277
GRP 2	292
SS	339

FEATURES:

- 10" base plate for concealing extra faucet holes.
- Works with all contemporary Waterstone PLP, Gantry, Kitchen and Prep Faucets.
- Machine tapered top won't pool water.
- Made from a 3/8" thick solid brass or stainless steel plate.
- Plate will accept 1-3/8" or 1-1/4" mounting shanks.
- Includes reducer bushing.
- Includes O-ring seals.
- Made in the USA.

MEETS THE FOLLOWING:

- ASME A112.18.1
- CSA B125.1
- NSF 61
- CALGreen

FINISH GROUPINGS

GROUP 1: AB, ABZ, CH, ORB, SC, TB, WB

GROUP 2: AC, AMB, AP, BLN, CB, CHB, CLZ, DAB, DAC, DAMB, DAP, GB, GR, MB, PB, PC, PN, RS, SB, SN, UPB, VB, WC

PRECIOUS METALS: PG, SG (EMAIL FOR PRICING: wscustomerpo@waterstoneco.com)

STAINLESS STEEL: SS (CONTEMPORARY ONLY)

STANDARD SPLIT FINISH: +10% OF HIGHER GROUP PRICE

WSRPL-090119

TRADITIONAL 6" ESCUTCHEON PLATE

4783

LIST PRICES:

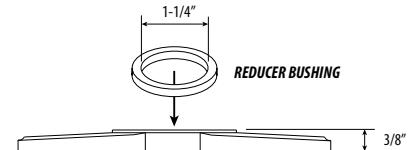
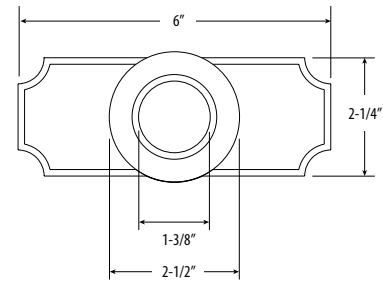
GRP 1	247
GRP 2	260
SS	N/A

MEETS THE FOLLOWING:

- ASME A112.18.1
- CSA B125.1
- NSF 61
- CALGreen

FEATURES:

- 6" base plate for concealing extra faucet holes.
- Works with all traditional Waterstone PLP, Gantry, Kitchen and Prep Faucets.
- Machine tapered top won't pool water.
- Made from a 3/8" thick solid brass plate.
- Plate will accept 1-3/8" or 1-1/4" mounting shanks.
- Includes reducer bushing.
- Includes O-ring seals.
- Made in the USA.



TRADITIONAL 10" ESCUTCHEON PLATE

4784

LIST PRICES:

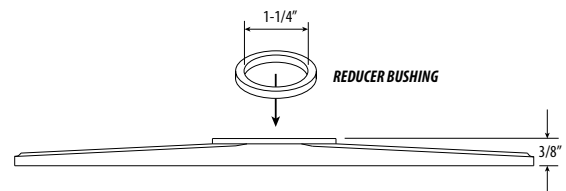
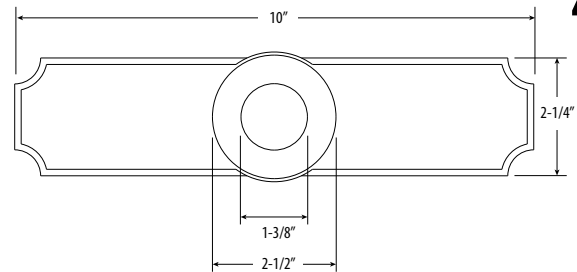
GRP 1	303
GRP 2	319
SS	N/A

MEETS THE FOLLOWING:

- ASME A112.18.1
- CSA B125.1
- NSF 61
- CALGreen

FEATURES:

- 10" base plate for concealing extra faucet holes.
- Works with all traditional Waterstone PLP, Gantry, Kitchen and Prep Faucets.
- Machine tapered top won't pool water.
- Made from a 3/8" thick solid brass plate.
- Plate will accept 1-3/8" or 1-1/4" mounting shanks.
- Includes reducer bushing.
- Includes O-ring seals.
- Made in the USA.



FINISH GROUPINGS

GROUP 1: AB, ABZ, CH, ORB, SC, TB, WB

GROUP 2: AC, AMB, AP, BLN, CB, CHB, CLZ, DAB, DAC, DAMB, DAP, GB, GR, MB, PB, PC, PN, RS, SB, SN, UPB, VB, WC

PRECIOUS METALS: PG, SG (EMAIL FOR PRICING: wscustomerpo@waterstoneco.com)

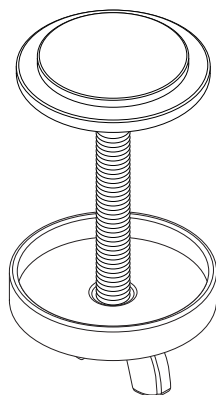
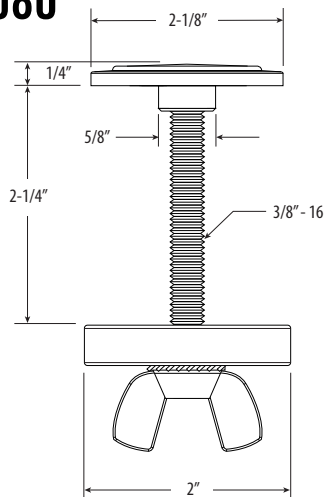
STAINLESS STEEL: SS (CONTEMPORARY ONLY)

STANDARD SPLIT FINISH: +10% OF HIGHER GROUP PRICE

WSRPL-090119

Hole Covers

3080



CONTEMPORARY HOLE COVER

LIST PRICES:

GRP 1	118
GRP 2	125
SS	144

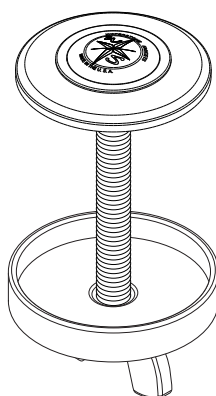
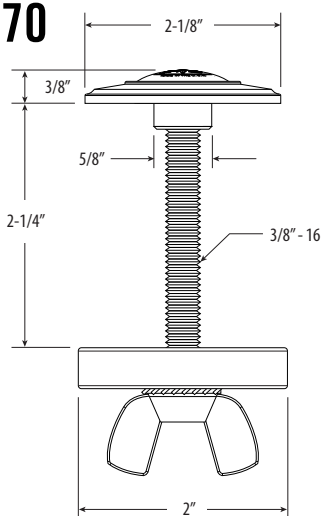
MEETS THE FOLLOWING:

- ASME A112.18.1
- CSA B125.1
- NSF 61
- CALGreen

FEATURES:

- 2-1/8" diameter covers standard size sink holes.
- Perfect for 2-holed Bridge Faucets.
- Mounting hardware included for easy installation.
- Made from solid brass or 316 stainless steel.
- Matches all contemporary Waterstone faucet Suites.
- Made in the USA.

4070



TRADITIONAL HOLE COVER / COMPASS BUTTON

LIST PRICES:

GRP 1	104
GRP 2	110
SS	N/A

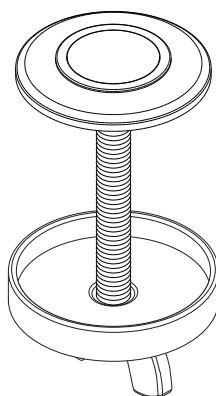
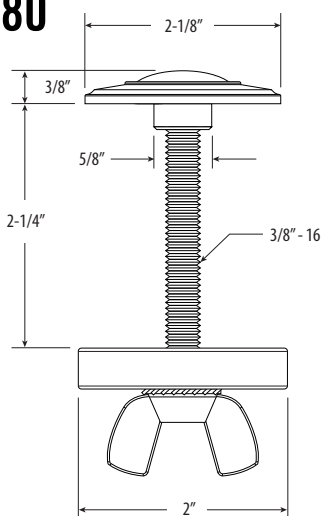
MEETS THE FOLLOWING:

- ASME A112.18.1
- CSA B125.1
- NSF 61
- CALGreen

FEATURES:

- 2-1/8" diameter covers standard size sink holes.
- Perfect for 2-holed Bridge Faucets.
- Mounting hardware included for easy installation.
- Solid brass construction.
- Matches all traditional Waterstone faucet Suites.
- Stylish compass logo button.
- Made in the USA.

4080



TRADITIONAL HOLE COVER / FINISH BUTTON

LIST PRICES:

GRP 1	109
GRP 2	115
SS	N/A

MEETS THE FOLLOWING:

- ASME A112.18.1
- CSA B125.1
- NSF 61
- CALGreen

FEATURES:

- 2-1/8" diameter covers standard size sink holes.
- Perfect for 2-holed Bridge Faucets.
- Mounting hardware included for easy installation.
- Solid brass construction.
- Matches all traditional Waterstone faucet Suites.
- Made in the USA.

FINISH GROUPINGS

GROUP 1: AB, ABZ, CH, ORB, SC, TB, WB

GROUP 2: AC, AMB, AP, BLN, CB, CHB, CLZ, DAB, DAC, DAMB, DAP, GB, GR, MB, PB, PC, PN, RS, SB, SN, UPB, VB, WC

PRECIOUS METALS: PG, SG (EMAIL FOR PRICING: wscustomerpo@waterstoneco.com)

STAINLESS STEEL: SS (CONTEMPORARY ONLY)

STANDARD SPLIT FINISH: +10% OF HIGHER GROUP PRICE

WSRPL-090119

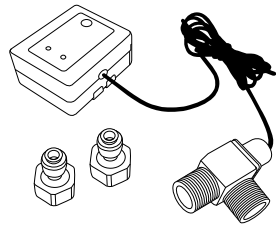
ULTIMATE UNDER SINK SYSTEM

LIST PRICE:

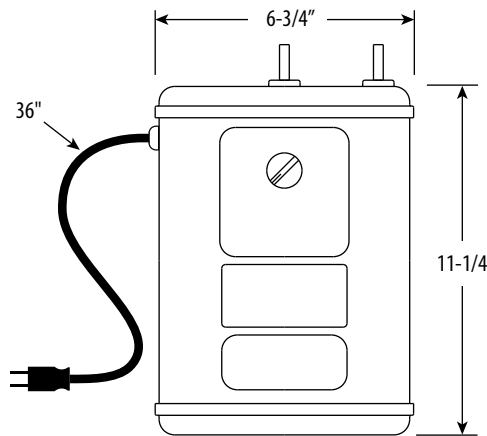
1030

FEATURES:

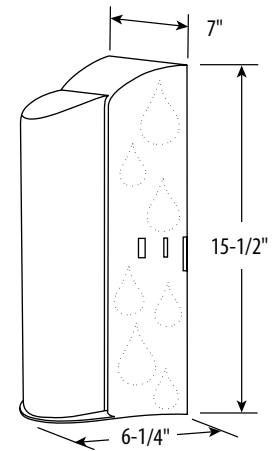
- Great tasting water with the security of leak detection in one package.
- Includes a Waterstone Hot Tank, Multi-Stage Filtration System and a Safety Valve Leak Detector.



AS-414 Safety Valve-Leak Detector



5000 Hot Tank



30101 Filtration Unit

1000

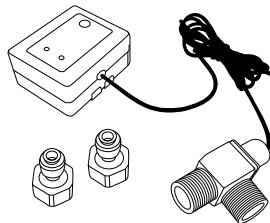
INSTA-HOT UNDER SINK SYSTEM

LIST PRICE:

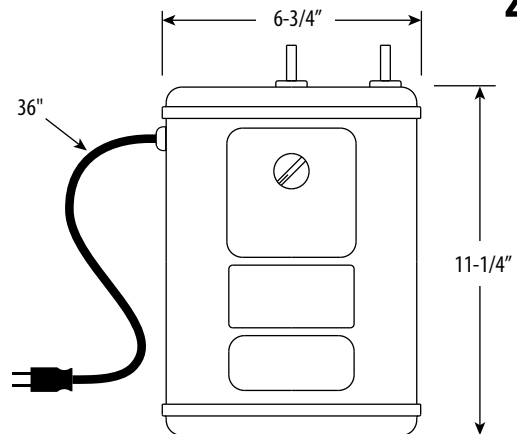
685

FEATURES:

- Instant hot water and leak detector in one package.
- Hot Tank dispenses hot water instantly.
- Includes Hot Tank, PRV (pressure regulator valve) and a Safety Valve Leak Detector.
- Leak Detector shuts off when moisture is detected.
- Resistant to reverse osmosis water.
- Easy to install.
- Connection fittings included.
- The Hot Tank carries a 2 year warranty.



AS-414 Safety Valve-Leak Detector



5000 Hot Tank

2000

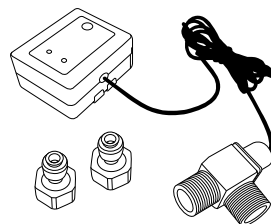
FILTRATION UNDER SINK SYSTEM

LIST PRICE:

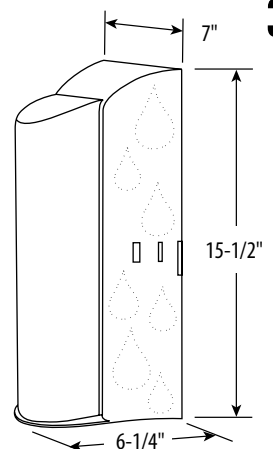
505

FEATURES:

- Great tasting, filtered water on demand.
- Removes sediment, chlorine, bad taste and odor from municipal drinking water.
- Includes a Waterstone Multi-Stage Filtration System and a Safety Valve Leak Detector.
- Leak Detector shuts off when moisture is detected.
- Resistant to reverse osmosis water.
- Connection fittings included.
- Easy to install.



AS-414 Safety Valve-Leak Detector



30101 Filtration Unit

3000

FINISH GROUPINGS

GROUP 1: AB, ABZ, CH, ORB, SC, TB, WB

GROUP 2: AC, AMB, AP, BLN, CB, CHB, CLZ, DAB, DAC, DAMB, DAP, GB, GR, MB, PB, PC, PN, RS, SB, SN, UPB, VB, WC

PRECIOUS METALS: PG, SG (EMAIL FOR PRICING: wscustomerpo@waterstoneco.com)

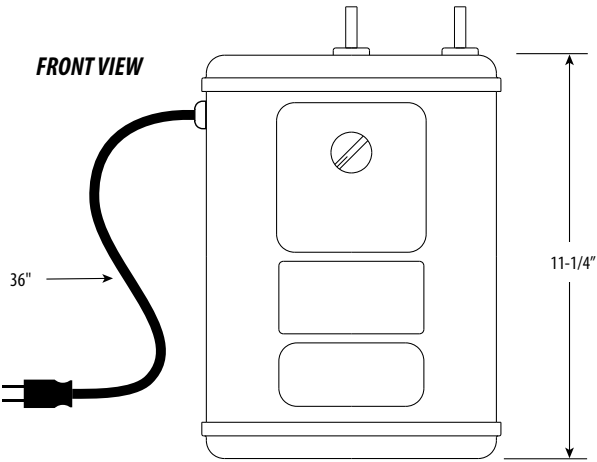
STAINLESS STEEL: SS (CONTEMPORARY ONLY)

STANDARD SPLIT FINISH: +10% OF HIGHER GROUP PRICE

WSRPL-090119

Under Sink Systems

5000



HOT TANK

LIST PRICE:

575

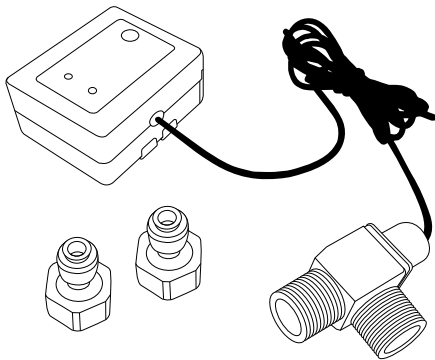
MEETS THE FOLLOWING:

- UL
- CSA

FEATURES:

- Instant hot water on demand.
- Perfect for hot coffee, tea, hot chocolate or soup.
- Up to 60 cups per hour capacity.
- Adjustable temperature 140F to 190F (60C to 88C).
- Integrated vent, works with any Waterstone Hot Only or Hot and Cold filtration faucet.
- Insulated 1/2 gal. stainless steel tank.
- Resistant to reverse osmosis water.
- Includes Pressure Regulator Valve (PRV).
- Heating element - 1300 watts, 10.8 amps, 120 volts, 60 Hz.
- Inlet water pressure, 35 psi min, to 60 psi max.
- Minimum inlet volume (filter output), 1 gal / min.
- Made by Anaheim Manufacturing for Waterstone.
- Dimensions- 11-1/4"H x 6-3/4"W x 8-1/4"D.
- 2 year manufacturer warranty.

AS-414



SAFETY VALVE LEAK DETECTOR

LIST PRICE:

176

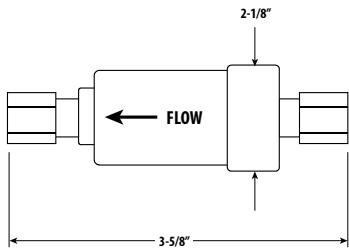
MEETS THE FOLLOWING:

- ASME A112.18.1
- CSA B125.1

FEATURES:

- Automatically shuts off water when moisture is detected.
- Audio alarm alerts when leak occur
- Colored LED indicators.
- Quick connect for easy installation.
- User friendly product design with one button reset.
- Has both 1/4" and 3/8" quick connect fittings included.
- Use with Waterstone Hot Tank and/or Multi-Stage Filtration unit.

4500



PRESSURE REGULATOR VALVE (PRV)

LIST PRICE:

135

MEETS THE FOLLOWING:

- NSF

FEATURES:

- Regulates water pressure to 60 psi maximum.
- Flows up to 4 gpm @ 100 psi.
- Required for all 5000 Hot Tank installations.
- 1/4" compression connections.
- Made from solid brass.

FINISH GROUPINGS

GROUP 1: AB, ABZ, CH, ORB, SC, TB, WB

GROUP 2: AC, AMB, AP, BLN, CB, CHB, CLZ, DAB, DAC, DAMB, DAP, GB, GR, MB, PB, PC, PN, RS, SB, SN, UPB, VB, WC

PRECIOUS METALS: PG, SG (EMAIL FOR PRICING: wscustomerpo@waterstoneco.com)
STAINLESS STEEL: SS (CONTEMPORARY ONLY)
STANDARD SPLIT FINISH: +10% OF HIGHER GROUP PRICE

MULTI-STAGE FILTRATION SYSTEM

30101

LIST PRICE:

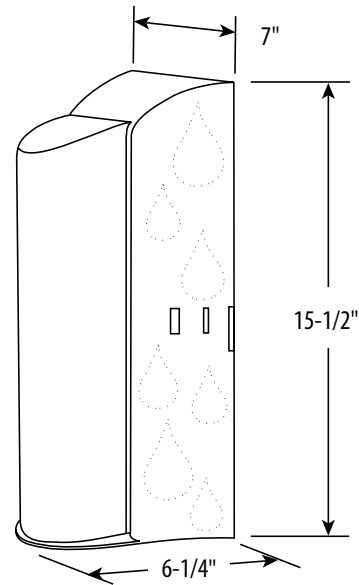
384

MEETS THE FOLLOWING:

- NSF

FEATURES:

- 1000 gallon capacity filtration system.
- Single cartridge multi-stage filter.
 - 1st Stage Filter - 20 Microns
 - 2nd Stage Filter - 5 Microns
 - 3rd Stage Filter - GAC
- Dimensions: 7"W x 6-1/4"D x 15-1/2"H.
- Unit Weight: 4.75 lbs.
- For municipal potable water use only
- Intake water press. range: 40 psi to 100 psi max.
- Intake water temp. range: 32F to 120F max.
- Includes attachment tubing.
- Made to work with AS-414 Safety Valve Leak Detector.
- Manufactured by Nimbus Inc, and distributed by Waterstone Faucets.
- Manufacturer provided 1 year warranty.



FILTRATION REPLACEMENT CARTRIDGE

30102

LIST PRICE:


134

MEETS THE FOLLOWING:

- NSF

FEATURES:

- Replacement cartridge for #30101 Filtration Unit.
- 1000 gallon capacity cartridge filtration system.



TWO PACK FILTRATION REPLACEMENT CARTRIDGES

30102-2

LIST PRICE:

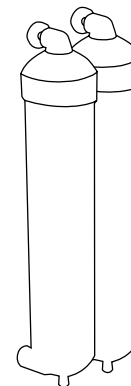
207

MEETS THE FOLLOWING:

- NSF

FEATURES:

- Replacement cartridge for #30101 Filtration Unit.
- 1000 gallon capacity cartridge filtration system.
- Includes two cartridges.



FINISH GROUPINGS

GROUP 1: AB, ABZ, CH, ORB, SC, TB, WB

GROUP 2: AC, AMB, AP, BLN, CB, CHB, CLZ, DAB, DAC, DAMB, DAP, GB, GR, MB, PB, PC, PN, RS, SB, SN, UPB, VB, WC

PRECIOUS METALS: PG, SG (EMAIL FOR PRICING: wscustomerpo@waterstoneco.com)

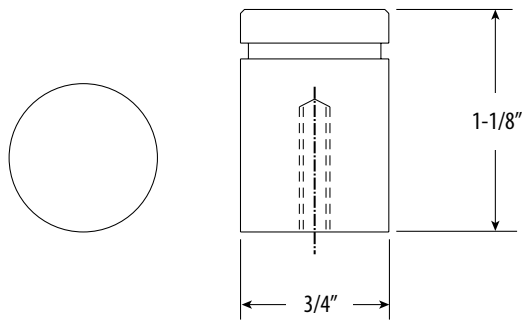
STAINLESS STEEL: SS (CONTEMPORARY ONLY)

STANDARD SPLIT FINISH: +10% OF HIGHER GROUP PRICE

WSRPL-090119

Cabinet Hardware

HCK-100



CONTEMPORARY SMALL KNOB

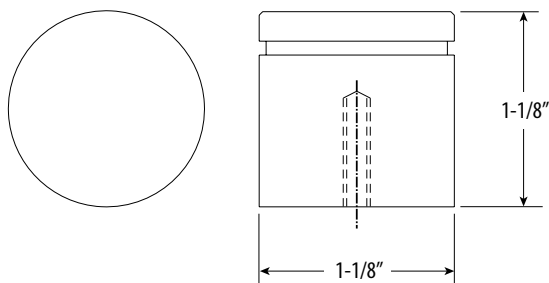
LIST PRICES:

GRP 1	34
GRP 2	44
SS	57

FEATURES:

- 3/4" wide plain design.
- Perfect for modern kitchen designs.
- Matches all Waterstone contemporary faucets.
- Made from solid brass or 316 stainless steel.
- Includes mounting hardware.
- Break to length screws.
- Fits materials from 1/2" to 1-1/2" thick.

HCK-101



CONTEMPORARY LARGE KNOB

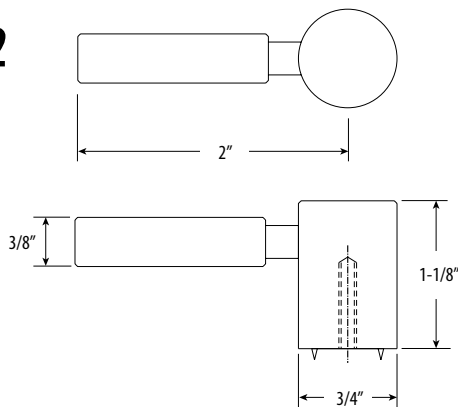
LIST PRICES:

GRP 1	36
GRP 2	46
SS	59

FEATURES:

- 1-1/8" wide plain design.
- Perfect for modern kitchen designs.
- Matches all Waterstone contemporary faucets.
- Made from solid brass or 316 stainless steel.
- Includes mounting hardware.
- Break to length screws.
- Fits materials from 1/2" to 1-1/2" thick.

HCK-102



CONTEMPORARY POST PULL

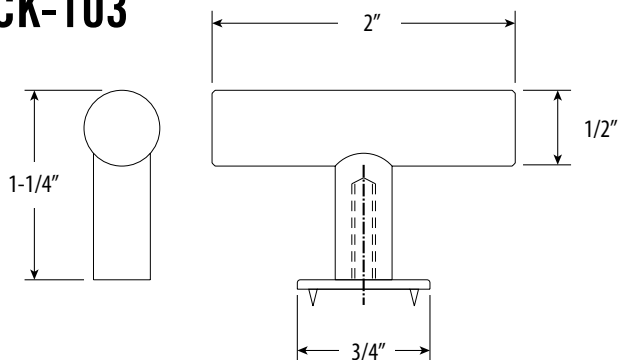
LIST PRICES:

GRP 1	63
GRP 2	82
SS	104

FEATURES:

- 2" wide plain design.
- Perfect for modern kitchen designs.
- Matches all Waterstone contemporary faucets.
- Made from solid brass or 316 stainless steel.
- Includes mounting hardware.
- Break to length screws.
- Fits materials from 1/2" to 1-1/2" thick.

HCK-103



CONTEMPORARY T-PULL

LIST PRICES:

GRP 1	68
GRP 2	87
SS	111

FEATURES:

- 2" wide plain design.
- Perfect for modern kitchen designs.
- Matches all Waterstone contemporary faucets.
- Made from solid brass or 316 stainless steel.
- Includes mounting hardware.
- Break to length screws.
- Fits materials from 1/2" to 1-1/2" thick.

FINISH GROUPINGS

GROUP 1: AB, ABZ, CH, ORB, SC, TB, WB

GROUP 2: AC, AMB, AP, BLN, CB, CHB, CLZ, DAB, DAC, DAMB, DAP, GB, GR, MB, PB, PC, PN, RS, SB, SN, UPB, VB, WC

PRECIOUS METALS: PG, SG (EMAIL FOR PRICING: wscustomerpo@waterstoneco.com)
STAINLESS STEEL: SS (CONTEMPORARY ONLY)

STANDARD SPLIT FINISH: +10% OF HIGHER GROUP PRICE

WSRPL-090119

TRADITIONAL SMALL PLAIN KNOB

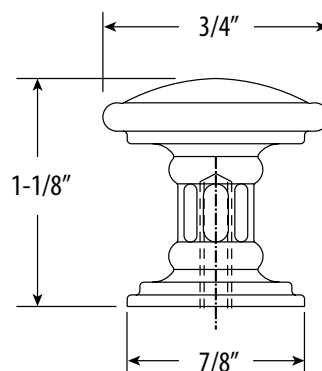
HTK-001

LIST PRICES:

GRP 1	37
GRP 2	46
SS	N/A

FEATURES:

- 3/4" wide plain design.
- Perfect for traditional kitchen designs.
- Matches all Waterstone traditional faucets.
- Made from solid brass.
- Includes mounting hardware.
- Break to length screws.
- Fits materials from 1/2" to 1-1/2" thick.



TRADITIONAL LARGE PLAIN KNOB

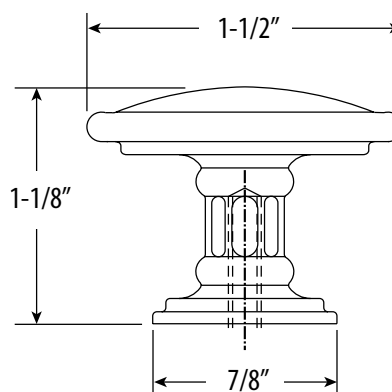
HTK-002

LIST PRICES:

GRP 1	42
GRP 2	50
SS	N/A

FEATURES:

- 1-1/2" wide plain design.
- Perfect for traditional kitchen designs.
- Matches all Waterstone traditional faucets.
- Made from solid brass.
- Includes mounting hardware.
- Break to length screws.
- Fits materials from 1/2" to 1-1/2" thick.



TRADITIONAL SMALL DECORATIVE KNOB

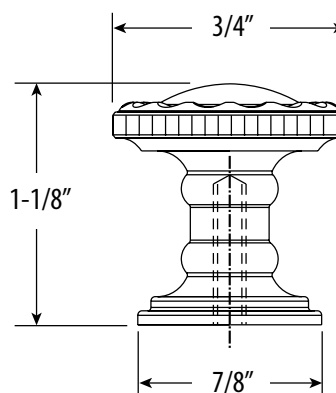
HTK-003

LIST PRICES:

GRP 1	38
GRP 2	48
SS	N/A

FEATURES:

- 3/4" wide decorative design.
- Perfect for traditional kitchen designs.
- Matches all Waterstone traditional faucets.
- Made from solid brass.
- Includes mounting hardware.
- Break to length screws.
- Fits materials from 1/2" to 1-1/2" thick.



TRADITIONAL LARGE DECORATIVE KNOB

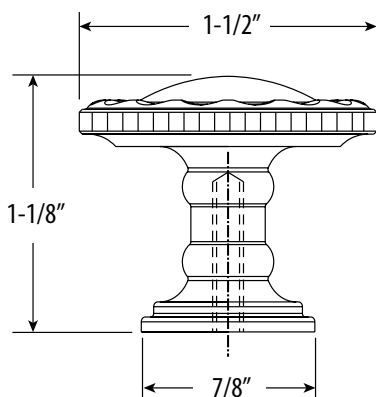
HTK-004

LIST PRICES:

GRP 1	44
GRP 2	53
SS	N/A

FEATURES:

- 1-1/2" wide decorative design.
- Perfect for traditional kitchen designs.
- Matches all Waterstone traditional faucets.
- Made from solid brass.
- Includes mounting hardware.
- Break to length screws.
- Fits materials from 1/2" to 1-1/2" thick.



FINISH GROUPINGS

GROUP 1: AB, ABZ, CH, ORB, SC, TB, WB

GROUP 2: AC, AMB, AP, BLN, CB, CHB, CLZ, DAB, DAC, DAMB, DAP, GB, GR, MB, PB, PC, PN, RS, SB, SN, UPB, VB, WC

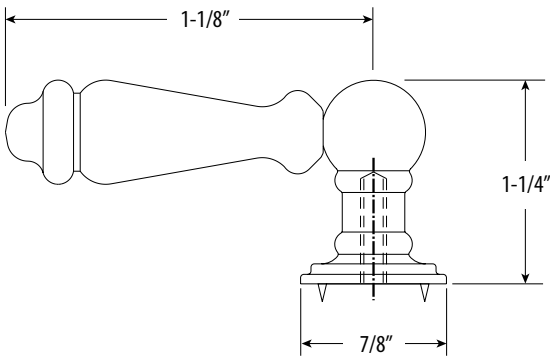
PRECIOUS METALS: PG, SG (EMAIL FOR PRICING: wscustomerpo@waterstoneco.com)

STAINLESS STEEL: SS (CONTEMPORARY ONLY)

STANDARD SPLIT FINISH: +10% OF HIGHER GROUP PRICE

WSRPL-090119

HTK-005



TRADITIONAL POST PULL

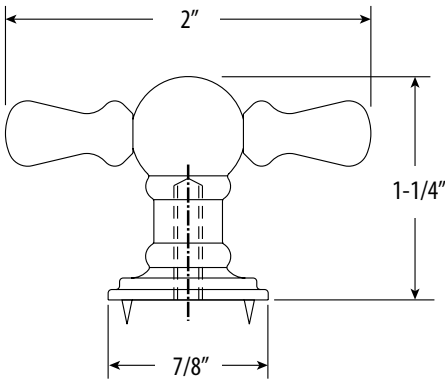
LIST PRICES:

GRP 1	63
GRP 2	82
SS	N/A

FEATURES:

- 1-1/8" wide decorative design.
- Ideal for traditional kitchen designs.
- Matches all Waterstone traditional faucets.
- Made from solid brass.
- Includes mounting hardware.
- Break to length screws.
- Fits materials from 1/2" to 1-1/2" thick.

HTK-006



TRADITIONAL SMALL T-PULL

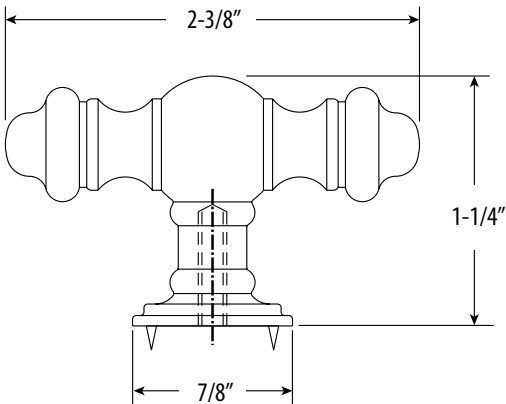
LIST PRICES:

GRP 1	73
GRP 2	93
SS	N/A

FEATURES:

- 2" wide decorative design.
- Ideal for traditional kitchen designs.
- Matches all Waterstone traditional faucets.
- Made from solid brass.
- Includes mounting hardware.
- Break to length screws.
- Fits materials from 1/2" to 1-1/2" thick.

HTK-007



TRADITIONAL LARGE T-PULL

LIST PRICES:

GRP 1	77
GRP 2	95
SS	N/A

FEATURES:

- 2-3/8" wide decorative design.
- Ideal for traditional kitchen designs.
- Matches all Waterstone traditional faucets.
- Made from solid brass.
- Includes mounting hardware.
- Break to length screws.
- Fits materials from 1/2" to 1-1/2" thick.

FINISH GROUPINGS

- GROUP 1: AB, ABZ, CH, ORB, SC, TB, WB
GROUP 2: AC, AMB, AP, BLN, CB, CHB, CLZ, DAB, DAC, DAMB, DAP, GB, GR, MB, PB, PC, PN, RS, SB, SN, UPB, VB, WC

- PRECIOUS METALS: PG, SG (EMAIL FOR PRICING: wscustomerpo@waterstoneco.com)
STAINLESS STEEL: SS (CONTEMPORARY ONLY)
STANDARD SPLIT FINISH: +10% OF HIGHER GROUP PRICE

CONTEMPORARY CABINET PULLS

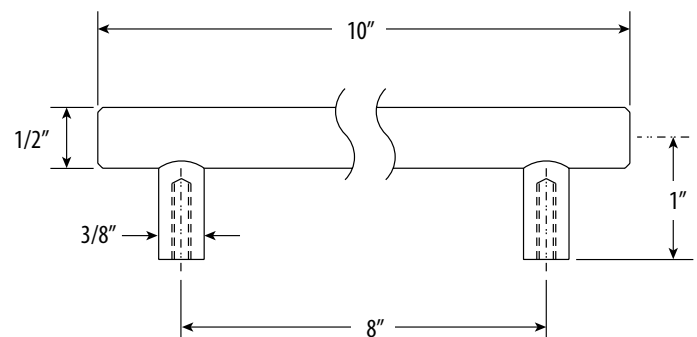
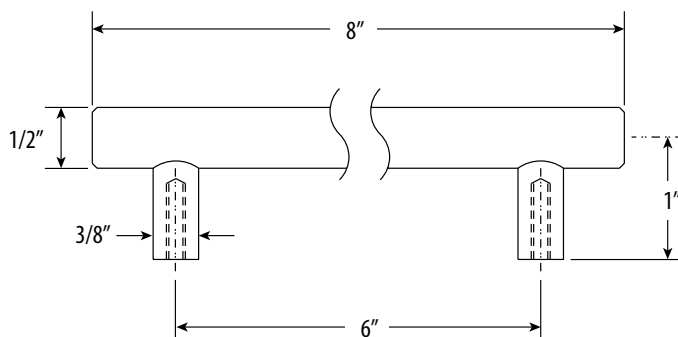
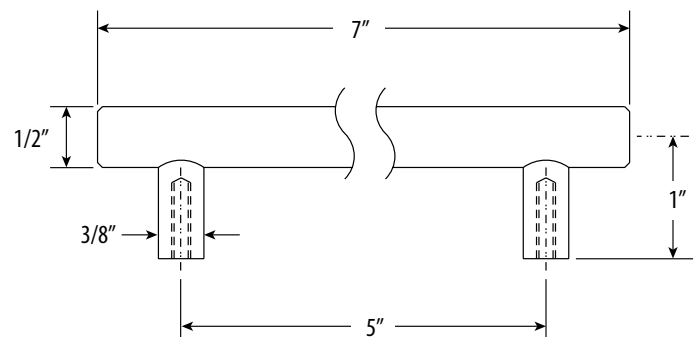
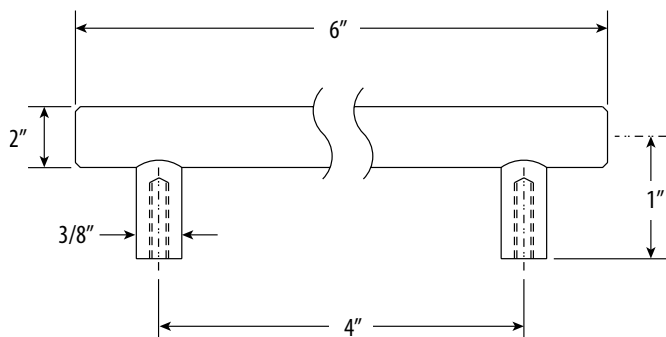
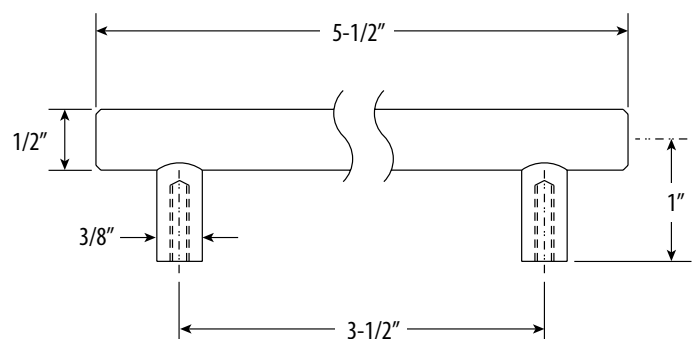
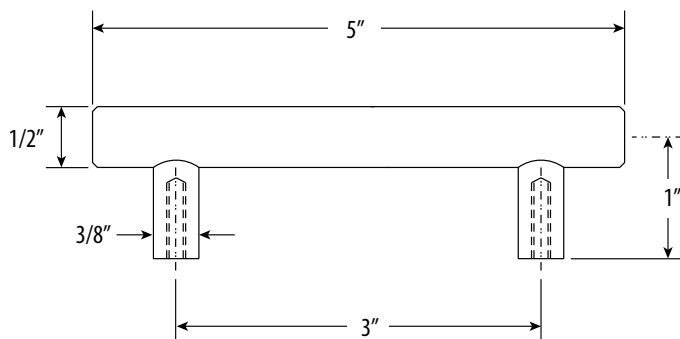
LIST PRICES:

MODEL #	GRP 1	GRP 2	SS
HCP-0300	61	81	102
HCP-0350	62	83	104
HCP-0400	64	85	106
HCP-0500	66	87	107
HCP-0600	68	89	111
HCP-0800	70	91	123

FEATURES:

- Choice of 3", 3.5", 4", 5", 6" and 8" wide on centers.
- Matches all Waterstone contemporary faucets.
- Made with solid brass or 316 stainless steel.
- Includes mounting hardware.
- Break to length screws.
- Fits materials from 1/2" to 1-1/2" thick.

HCP-0300
HCP-0350
HCP-0400
HCP-0500
HCP-0600
HCP-0800



FINISH GROUPINGS

GROUP 1: AB, ABZ, CH, ORB, SC, TB, WB

GROUP 2: AC, AMB, AP, BLN, CB, CHB, CLZ, DAB, DAC, DAMB, DAP, GB, GR, MB, PB, PC, PN, RS, SB, SN, UPB, VB, WC

PRECIOUS METALS: PG, SG (EMAIL FOR PRICING: wscustomerpo@waterstoneco.com)

STAINLESS STEEL: SS (CONTEMPORARY ONLY)

STANDARD SPLIT FINISH: +10% OF HIGHER GROUP PRICE

WSRPL-090119

Cabinet Hardware

HTP-0300
HTP-0350
HTP-0400
HTP-0500
HTP-0600
HTP-0800

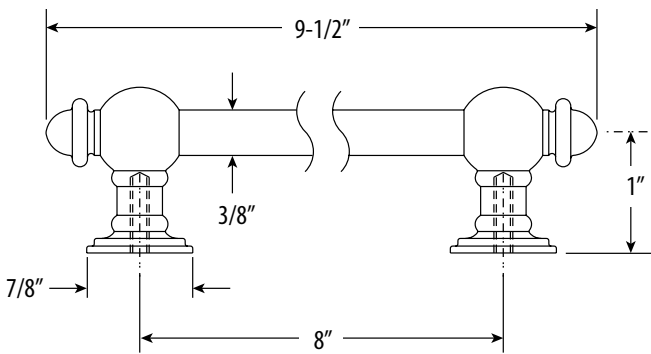
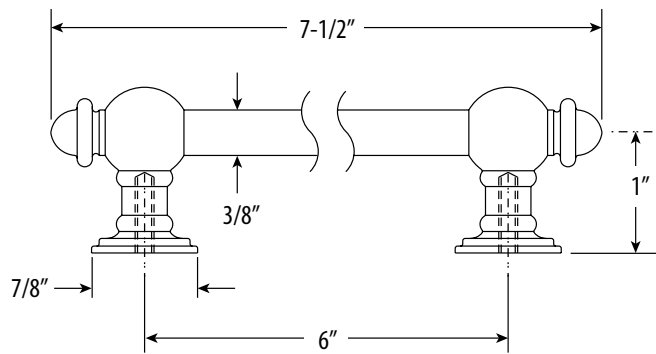
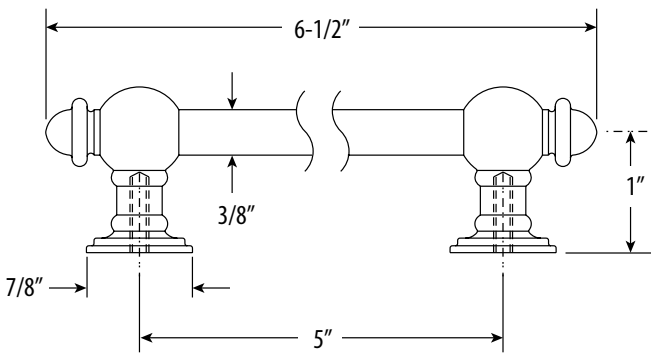
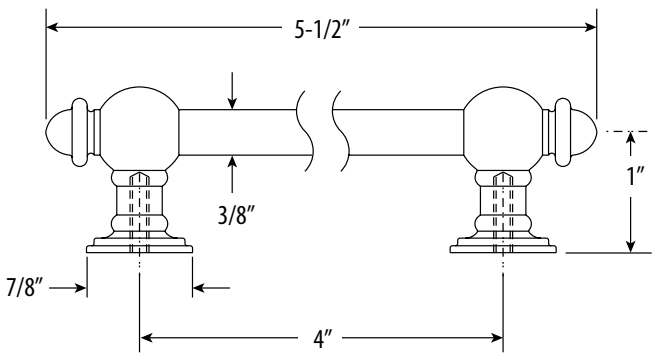
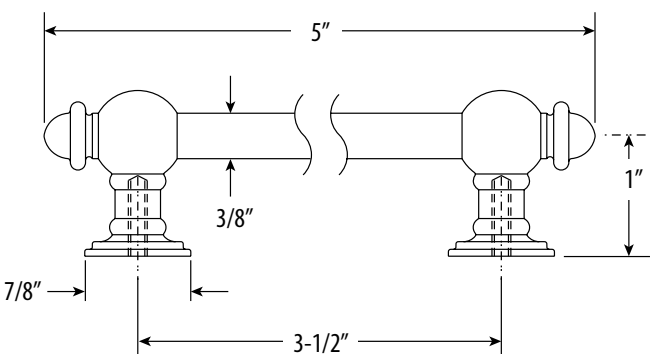
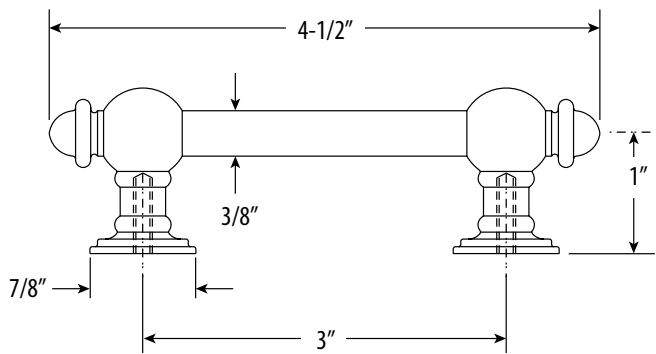
TRADITIONAL CABINET PULLS

LIST PRICES:

MODEL #	GRP 1	GRP 2	SS
HTP-0300	102	137	N/A
HTP-0350	114	139	N/A
HTP-0400	118	144	N/A
HTP-0500	122	149	N/A
HTP-0600	126	154	N/A
HTP-0800	132	159	N/A

FEATURES:

- Choice of 3", 3.5", 4", 5", 6" and 8" wide on centers.
- Matches all Waterstone traditional faucets.
- Made with solid brass.
- Includes mounting hardware.
- Break to length screws.
- Fits materials from 1/2" to 1-1/2" thick.



FINISH GROUPINGS

GROUP 1: AB, ABZ, CH, ORB, SC, TB, WB

GROUP 2: AC, AMB, AP, BLN, CB, CHB, CLZ, DAB, DAC, DAMB, DAP, GB, GR, MB, PB, PC, PN, RS, SB, SN, UPB, VB, WC

PRECIOUS METALS: PG, SG (EMAIL FOR PRICING: wscustomerpo@waterstoneco.com)
STAINLESS STEEL: SS (CONTEMPORARY ONLY)

STANDARD SPLIT FINISH: +10% OF HIGHER GROUP PRICE

WSRPL-090119

Heavy Duty Drawer Pulls

CONTEMPORARY 12" HEAVY DUTY DRAWER PULL

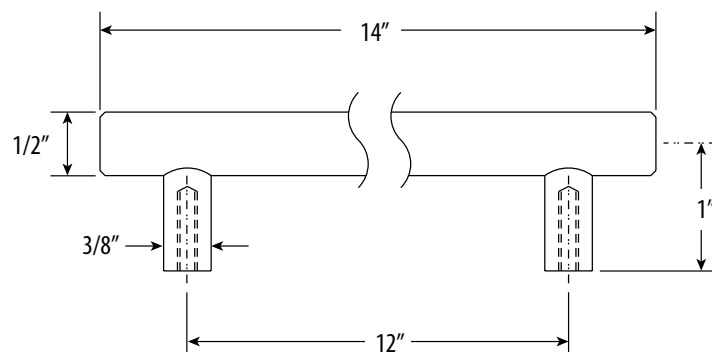
HCP-1200

LIST PRICES:

MODEL #	GRP 1	GRP 2	SS
HCP-1200	140	162	215

FEATURES:

- Ideal for heavy cabinet drawers or dishwashers.
- Matches all Waterstone contemporary faucets.
- 12" wide on center.
- Made from solid brass or 316 stainless steel.
- Includes mounting hardware.
- Break to length screws.
- Fits materials from 1/2" to 1-1/2" thick.



TRADITIONAL 12" HEAVY DUTY DRAWER PULL

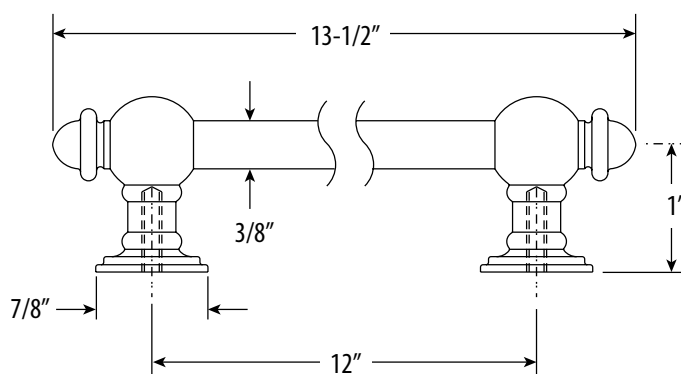
HTP-1200

LIST PRICES:

MODEL #	GRP 1	GRP 2	SS
HTP-1200	148	165	N/A

FEATURES:

- Ideal for heavy cabinet drawers or dishwashers.
- Matches all Waterstone traditional faucets.
- 12" wide on center.
- Made from solid brass.
- Includes mounting hardware.
- Break to length screws.
- Fits materials from 1/2" to 1-1/2" thick.



FINISH GROUPINGS

GROUP 1: AB, ABZ, CH, ORB, SC, TB, WB

GROUP 2: AC, AMB, AP, BLN, CB, CHB, CLZ, DAB, DAC, DAMB, DAP, GB, GR, MB, PB, PC, PN, RS, SB, SN, UPB, VB, WC

PRECIOUS METALS: PG, SG (EMAIL FOR PRICING: wscustomerpo@waterstoneco.com)

STAINLESS STEEL: SS (CONTEMPORARY ONLY)

STANDARD SPLIT FINISH: +10% OF HIGHER GROUP PRICE

WSRPL-090119

Appliance Pulls

HCP-1201
HCP-1800
HCP-2400
HCP-3000

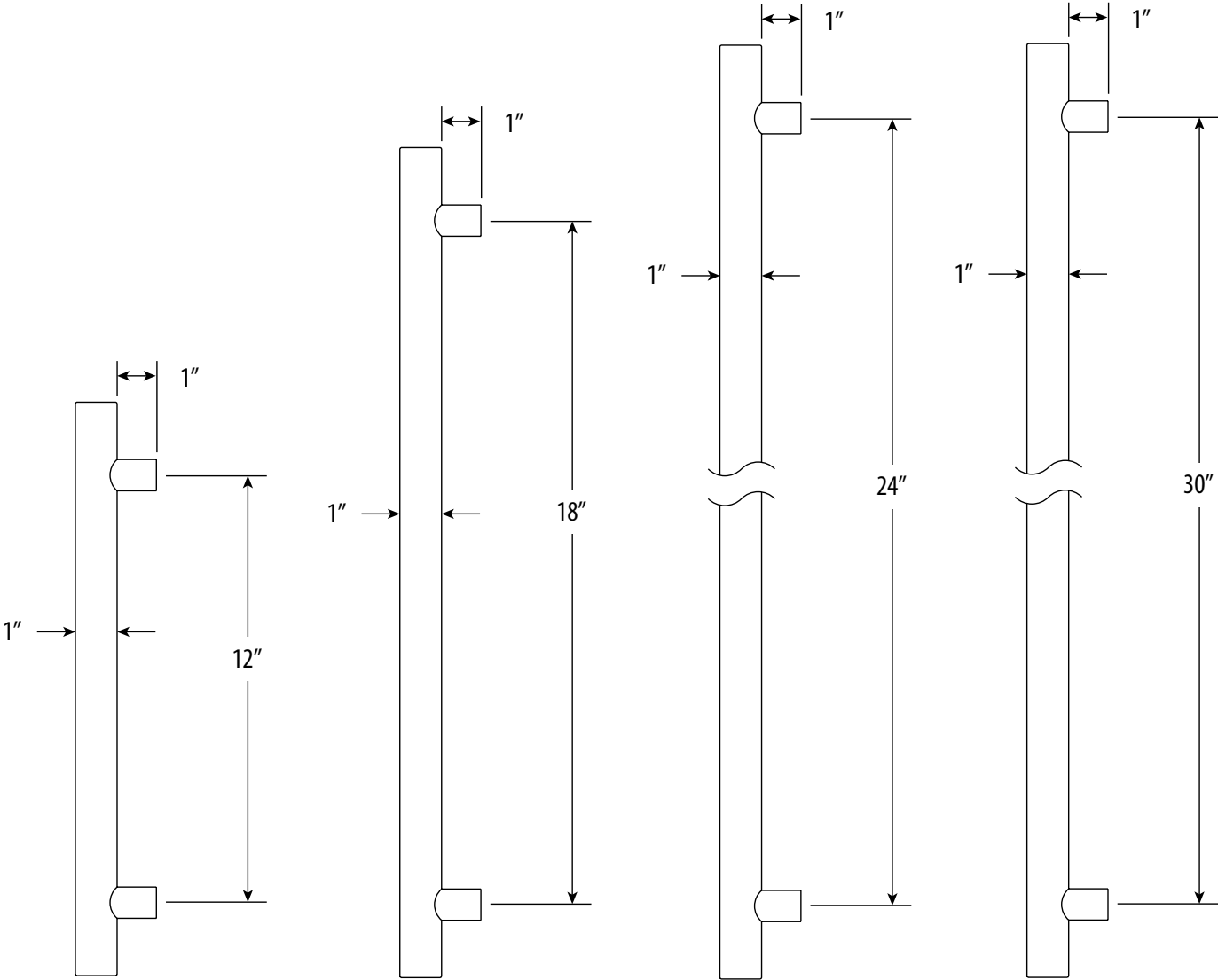
CONTEMPORARY 12", 18", 24" AND 30" APPLIANCE PULLS

LIST PRICES:

MODEL #	GRP 1	GRP 2	SS
HCP-1201	307	327	458
HCP-1800	387	407	556
HCP-2400	489	509	580
HCP-3000	625	665	845

FEATURES:

- Ideal for refrigerators or dishwashers.
- 12", 18", 24" or 30" wide on center.
- Matches all Waterstone contemporary faucets.
- Made from solid brass or 316 stainless steel.
- Includes mounting hardware.
- Break to length screws.
- Fits materials from 1/2" to 1-1/2" thick.



FINISH GROUPINGS

GROUP 1: AB, ABZ, CH, ORB, SC, TB, WB
GROUP 2: AC, AMB, AP, BLN, CB, CHB, CLZ, DAB, DAC, DAMB, DAP,
GB, GR, MB, PB, PC, PN, RS, SB, SN, UPB, VB, WC

PRECIOUS METALS: PG, SG (EMAIL FOR PRICING: wscustomerpo@waterstoneco.com)
STAINLESS STEEL: SS (CONTEMPORARY ONLY)
STANDARD SPLIT FINISH: +10% OF HIGHER GROUP PRICE

WSRPL-090119

TRADITIONAL 12", 18", 24" AND 30" APPLIANCE PULLS

LIST PRICES:

MODEL #	GRP 1	GRP 2	SS
HTP-1201	203	234	N/A
HTP-1800	546	611	N/A
HTP-2400	604	672	N/A
HTP-3000	647	688	N/A

FEATURES:

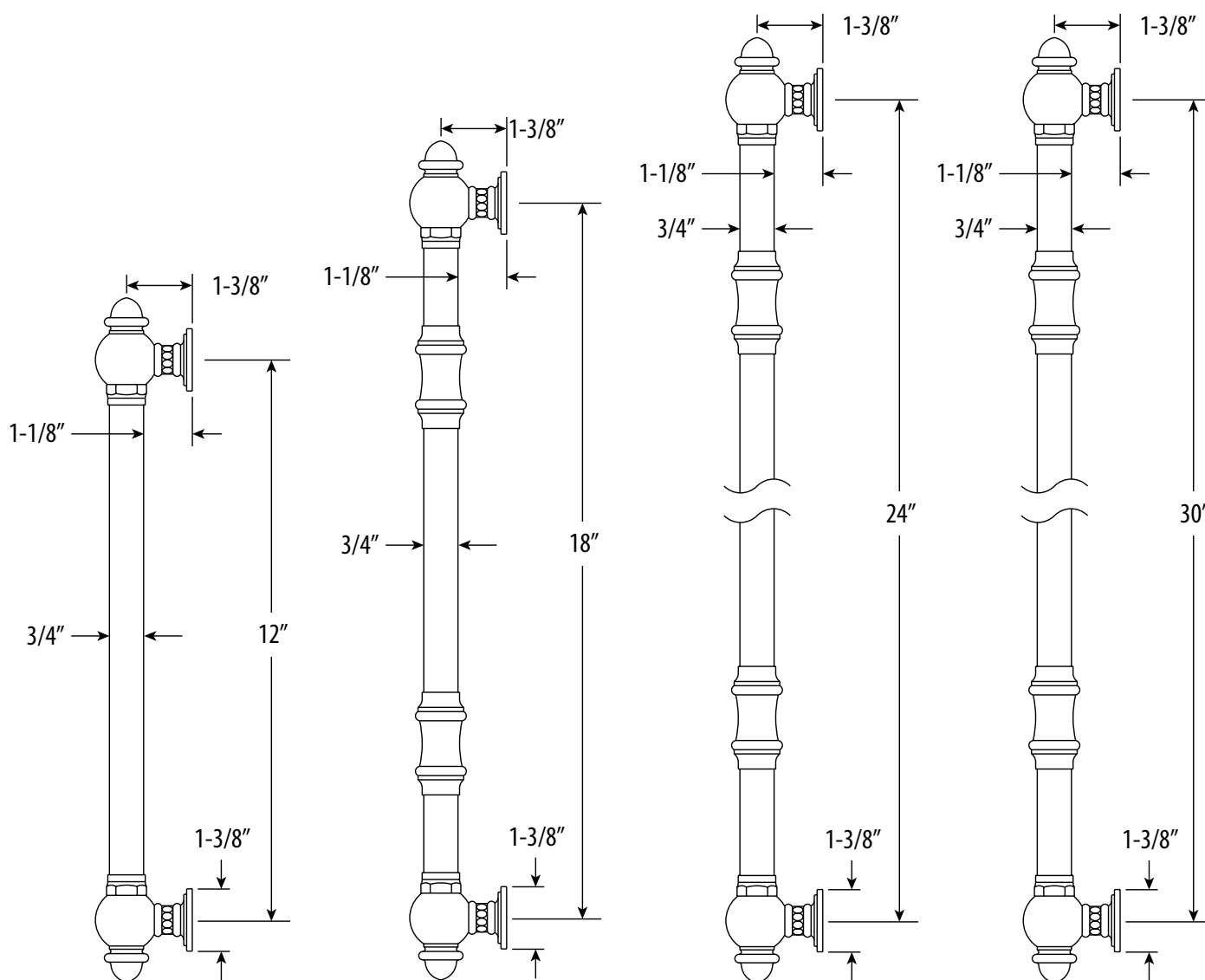
- Ideal for refrigerators or dishwashers.
- 12", 18", 24" or 30" wide on center.
- Matches all Waterstone traditional faucets.
- Made from solid brass.
- Includes mounting hardware.
- Break to length screws.
- Fits materials from 1/2" to 1-1/2" thick.

HTP-1201

HTP-1800

HTP-2400

HTP-3000



FINISH GROUPINGS

GROUP 1: AB, ABZ, CH, ORB, SC, TB, WB

GROUP 2: AC, AMB, AP, BLN, CB, CHB, CLZ, DAB, DAC, DAMB, DAP, GB, GR, MB, PB, PC, PN, RS, SB, SN, UPB, VB, WC

PRECIOUS METALS: PG, SG (EMAIL FOR PRICING: wscustomerpo@waterstoneco.com)

STAINLESS STEEL: SS (CONTEMPORARY ONLY)

STANDARD SPLIT FINISH: +10% OF HIGHER GROUP PRICE

WSRPL-090119

Care and Cleaning

ATTENTION: Waterstone offers many finishes for its products. Every finish is unique and requires different techniques for care and cleaning. Find your product's finish in the sections below, and carefully read and follow directions for that finish.

CLEAR PROTECTIVE COATED FINISHES

ABOUT YOUR FINISH:

These finishes have a clear protective coating on them. Even though they have a protective coating, they are only considered semi-durable. If the outside clear coating is scratched or damaged in any way, the base metal finishes exposed will oxidize. Any use of an abrasive cleanser, or any abrasive pad, cloth or sponge can remove or dull the protective coating and damage the finish. Some available sink cleaners with bleach, soaps, and hand lotions will damage the finish, as can acidic organic cleansers. Always wipe your fixture down with a clean soft cloth and keep it clean and dry after use.

IMPORTANT NOTICE:

It is the responsibility of the customer to check for any material finish defects **BEFORE** installation.

SUGGESTED FINISH MAINTENANCE PROCEDURE:

1. Do not allow water spots to dry on the fixture. Keep the surface clean and dry after use.
2. Periodic cleaning can be done by using a mild diluted glass cleaner (we recommend Windex). Apply the mild cleaner to a soft clean cloth, and periodically wipe your fixture down to remove water spots and surface debris.
3. Never use cleaners with bleach, abrasives, or vinegar. Never use any type of abrasive pad or sponge.

Antique Brass - AB
Antique Copper - AC
American Bronze - AMB
Antique Pewter - AP
Classic Bronze - CLZ
Distressed Antique Brass - DAB
Distressed Antique Copper - DAC
Distressed American Bronze - DAMB
Distressed Antique Pewter - DAP
Graphite - GR
Polished Brass - PB
Polished Copper - PC
Rose - RS
Satin Brass - SB
Satin Nickel - SN
Venetian Bronze - VB

POWDER COATED FINISHES

ABOUT YOUR FINISH:

These finishes are powder coated color finishes. They have **NO ADDITIONAL PROTECTIVE COATING**. These finishes are not considered durable finishes and can be scratched, chipped or scuffed. If the exterior color coating is damaged, the exposed metal base will oxidize. Any use of an abrasive cleanser, or any abrasive pad, cloth or sponge can remove or dull the color coating and damage the finish. Some available sink cleaners with bleach, soaps, and hand lotions will damage the finish, as can acidic organic cleansers. Always wipe your fixture down with a clean soft cloth and keep it clean and dry after use.

Chocolate Bronze - CHB
Gloss Black - GB
Matte Black - MB

IMPORTANT NOTICE:

It is the responsibility of the customer to check for any material finish defects **BEFORE** installation.

SUGGESTED FINISH MAINTENANCE PROCEDURE:

1. Do not allow water spots to dry on the fixture. Keep the surface clean and dry after use.
2. Periodic cleaning can be done by using a mild diluted glass cleaner (we recommend Windex). Apply the mild cleaner to a soft clean cloth, and periodically wipe your fixture down to remove water spots and surface debris.
3. Never use cleaners with bleach, abrasives, or vinegar. Never use any type of abrasive pad or sponge.

LIVING FINISHES

ABOUT YOUR FINISH:

These finishes are considered Living Finishes and have **NO PROTECTIVE COATING** on them. Living finishes are finishes that have a very shallow patina on their surface. Essentially, the finish is what nature would do to the surface over a long period of time. The finishes are intended to change with time and generally darken slightly where they are not being touched, and highlight where the high use points are on the fixture. Hand oils, soaps, and acidic fluids and cleaners can damage the finish. These finishes are not durable, and are easily scratched or scuffed. Any type of astringent cleaner or any type of abrasive cleanser, pad, cloth or sponge will damage the finish. To help keep the surface on the fixture from oxidizing in the packaging, Waterstone initially applies a wax to the finish surface to help protect and prevent the finish from exposure to air and oxidizing prior to installation.

Antique Bronze - ABZ
Black-Oil Rubbed Bronze - ORB
Caribbean Bronze - CB
Tuscan Brass - TB
Unlacquered Polished Brass - UPB
Weathered Brass - WB
Weathered Copper - WC

IMPORTANT NOTICE:

It is the responsibility of the customer to check for any material finish defects **BEFORE** installation. Waterstone does not warranty these finishes **AFTER** the fixture has been installed.

SUGGESTED FINISH MAINTENANCE PROCEDURE FOR ANTIQUE BRONZE, CARIBBEAN BRONZE, TUSCAN BRONZE, UNLACQUERED POLISHED BRASS AND WEATHERED BRASS:

1. Do not allow water spots to dry on the fixture. Keep the surface clean and dry after use.
2. Periodic cleaning can be done by using a micro-crystalline wax (we recommend Renaissance Wax). Apply the wax with a soft non-abrasive tissue paper, and gently buff the wax with a soft clean cloth to help remove surface spots and add a protective coating to the finish.
3. Never use cleaners with bleach, abrasives, or vinegar. Never use any type of abrasive pad or sponge.

SUGGESTED FINISH MAINTENANCE PROCEDURE FOR BLACK-OIL RUBBED BRONZE

1. Do not allow water spots to dry on the fixture. Keep the surface clean and dry after use.
2. Periodic cleaning can be done by applying mineral oil to a clean soft cloth and gently wiping down the finish surface to clean. Make sure not to rub too hard, in that you can remove too much of the surface patina surface with aggressive cleaning.
3. Once the mineral oil has been applied, with a clean soft dry cloth gently pat the finish surface to remove any excess oil on the fixture to until the fixture no longer looks "wet".
4. Never use cleaners with bleach, abrasives, or vinegar. Never use any type of abrasive pad or sponge.

SUGGESTED FINISH MAINTENANCE PROCEDURE FOR WEATHERED COPPER

1. Do not allow water spots to dry on the fixture. Keep the surface clean and dry after use.
2. Periodic cleaning can be done by applying denatured isopropyl alcohol to a clean soft cloth and gently wiping down the finish surface to clean. Do not rub too hard, in that you can remove too much of the surface patina. This step will leave the finish looking a shade darker.
3. Using a different soft clean cloth, apply a non-abrasive metal polish (we recommend "Miracle Shine" by GSM) to the cloth and gently rub the polish into the finish. This will clean, protect, and brighten up the finish after it was left darker from the alcohol cleaning in step 2.
4. Never use cleaners with bleach, abrasives, or vinegar. Never use any type of abrasive pad or sponge.

Care and Cleaning

PLATED FINISHES: CHROME / POLISHED NICKEL

ABOUT YOUR FINISH:

Polished Nickel is one of the most durable finishes Waterstone offers. The best general maintenance is regular cleaning. Even though this finish is considered durable, you can never use any abrasive type cleaners, clothes, or pads to clean your fixture. Always try and keep your finishes clean and dry. Trapped moisture on the surface of your finish can lead to staining. Astringent cleaners, chlorine, bleach, along with acidic based organic cleansers are potentially harmful to these finishes. Nickel plated finishes are very tarnish resistant. However, they will tarnish over time from hand oils and exposure if not regularly cleaned and polished. They are not indestructible and can be scratched and marred.

*Chrome - CH
Polished Nickel - PN*

IMPORTANT NOTICE:

It is the responsibility of the customer to check for any material finish defects **BEFORE** installation.

SUGGESTED FINISH MAINTENANCE PROCEDURE:

Cleaning Supplies: isopropyl alcohol, Microfiber cloth.

1. Do not allow water spots to dry on the fixture. Keep the surface clean and dry after use.
2. Periodic cleaning can be done by applying isopropyl alcohol with a soft clean cloth to gently remove surface spots.
3. Never use cleaners with bleach, abrasives, or vinegar. Never use any type of abrasive pad or sponge.

SUGGESTED PROCEDURE FOR CLOUDY, TARNISHED OR WATER SPOTTED FIXTURES:

Cleaning Supplies: Simichrome polish, Microfiber cloth (2), (Optional: Flitz Faucet Wax)

1. Prepare the location by following the maintenance procedure listed above
2. In a **well** ventilated area apply a small amount of polish to the trouble spot on the faucet.
3. Using the microfiber cloth polish until cloth turns black or trouble spot is removed, take care to remove all excess polish.
4. Buff Surface with clean microfiber cloth to a brilliant luster.
5. **(Optional)** Using clean cloth apply Flitz faucet wax to all areas and let dry to a haze.
6. **(Optional)** Buff wax until haze is gone.

PLATED FINISHES: BLACK NICKEL / SATIN CHROME

ABOUT YOUR FINISH:

These finishes are the most durable finishes Waterstone offers. The best general maintenance is regular cleaning. Even though these finishes are considered durable, you can never use any abrasive type cleaners, clothes, or pads to clean your fixture. Always try and keep your finishes clean and dry. Trapped moisture on the surface of your finish can lead to staining. Astringent cleaners, chlorine, bleach, along with acidic based organic cleansers are potentially harmful to these finishes. Chrome plated finishes are very tarnish resistant. However, they are not indestructible and can scratch and mar.

*Black Nickel - BLN
Satin Chrome - SC*

IMPORTANT NOTICE:

It is the responsibility of the customer to check for any material finish defects **BEFORE** installation.

SUGGESTED FINISH MAINTENANCE PROCEDURE:

1. Do not allow water spots to dry on the fixture. Keep the surface clean and dry after use.
2. Periodic cleaning can be done by applying isopropyl alcohol with a soft clean cloth to gently remove surface spots.
3. Never use cleaners with bleach, abrasives, or vinegar. Never use any type of abrasive pad or sponge.

316 MARINE GRADE STAINLESS STEEL

ABOUT YOUR FINISH:

Waterstone's stainless steel fixtures are actually made of solid 316 stainless steel. This finish has **NO PROTECTIVE COATING** on it. Stainless steel is by its material nature very tarnish resistant, but by no means tarnish or stain proof. This finish will indeed oxidize naturally over time and react to its environment, and in a reaction to some chemical cleaners that have bleach in them rusting can be induced on the finish. Keep your stainless fixture wiped clean and dry, and use only a cleaner specifically made for stainless steel. Trapped moisture on the surface of your finish can lead to staining. Astringent cleaners, chlorine, bleach, along with acidic based organic cleansers are potentially harmful to stainless steel finishes.

IMPORTANT NOTICE:

It is the responsibility of the customer to check for any material finish defects **BEFORE** installation.

SUGGESTED FINISH MAINTENANCE PROCEDURE:

1. Do not allow water spots to dry on the fixture. Keep the surface clean and dry after use.
2. Periodic cleaning can be done by applying a "stainless steel cleaner" with a soft clean cloth to gently remove surface spots and brighten the finish.
3. Never use cleaners with bleach, abrasives, or vinegar. Never use any type of abrasive pad or sponge.

PRECIOUS METALS

ABOUT YOUR FINISH:

These finishes are made with real precious metal gold plating on top of the brass fixture surface. These finishes are considered Living Finishes, have **NO PROTECTIVE COATING** and are extremely soft. Some or all of the gold plating will be removed if any type of polish is used. Additionally, the finish will wear away with time. The gold plating is considered very delicate and can be easily scratched or scuffed. Any type of astringent cleaner or any type of abrasive cleanser, pad, cloth or sponge will damage the finish.

Polished Gold - PG
Satin Gold - SG

IMPORTANT NOTICE:

It is the responsibility of the customer to check for any material finish defects **BEFORE** installation. Waterstone does not warranty these finishes **AFTER** the fixture has been installed.

SUGGESTED FINISH MAINTENANCE PROCEDURE:

1. Do not allow water spots to dry on the fixture. Keep the surface clean and dry after use.
2. Periodic cleaning can be done with mild liquid soap only. Wipe gently with a soft cloth to clean.
3. Never use cleaners with bleach, abrasives, or vinegar. Never use any type of abrasive pad or sponge.

Finish Price Groups

WATERSTONE PRICING VARIES BASED ON THE TYPE OF FINISH

GROUP 1

Antique Brass	AB
Antique Bronze	ABZ
Chrome	CH
Black-Oiled Rubbed Bronze	ORB
Satin Chrome	SC
Tuscan Brass	TB
Weathered Brass	WB

GROUP 2

Antique Copper	AC
American Bronze	AMB
Antique Pewter	AP
Black Nickel	BLN
Caribbean Bronze	CB
Chocolate Bronze	CHB
Classic Bronze	CLZ
Distressed Antique Brass	DAB
Distressed Antique Copper	DAC
Distressed American Bronze	DAMB
Distressed Antique Pewter	DAP
Gloss Black	GB
Graphite	GR
Matte Black	MB
Polished Brass	PB
Polished Copper	PC
Polished Nickel	PN
Rose	RS
Satin Brass	SB
Satin Nickel	SN
Unlacquered Polished Brass	UPB
Venetian Bronze	VB
Weathered Copper	WC

316 MARINE GRADE STAINLESS STEEL

Stainless Steel	SS
-----------------------	----

PRECIOUS METALS

Polished Gold	PG
Satin Gold	SG

SPLIT FINISHES

Choose a primary and accent finish to create a two tone faucet on select products. Create any combination of the standard finishes listed below.

Chrome
Classic Bronze
Matte Black
Polished Nickel
Satin Nickel
Stainless Steel

Standard split finish is +10% of highest group price.

Custom split finish available +40% of highest group price.

LIVING FINISHES

Waterstone does not offer a warranty on living or gold finishes. The rate of deterioration will vary either from exposure to chemicals, perspiration, climate conditions, or other factors. Tarnishing or excessive wear of these finishes is therefore, not a defect, but a normal process, which is unavoidable. Under these circumstances, products will not be repaired or replaced under warranty for normal tarnishing or wear finishes.